

1989 No. 1796

ROAD TRAFFIC

The Road Vehicles Lighting Regulations 1989

Made - - - - 28th September 1989

Laid before Parliament 11th October 1989

Coming into force - 1st November 1989

ARRANGEMENT OF REGULATIONS

PART I

Preliminary

1. Commencement, citation and revocation
2. Statement under section 43(3) of the Road Traffic Act 1988
3. Interpretation
4. Exemptions—General
5. —Temporarily imported vehicles and vehicles proceeding to a port for export
6. —Vehicles towing or being towed
7. —Military vehicles
8. —Invalid carriages
9. —Vehicles drawn or propelled by hand
10. Provision as respects the Trade Descriptions Act 1968

PART II

Regulations Governing the Fitting of Lamps, Reflectors, Rear Markings and Devices

11. Colour of light shown by lamps and reflectors
12. Movement of lamps and reflectors
13. Lamps to show a steady light
14. Filament lamps
15. General requirements for electrical connections
16. Restrictions on fitting blue warning beacons, special warning lamps and similar devices
17. Obligatory warning beacons
18. Obligatory lamps, reflectors, rear markings and devices

[DET 9218]

19. Restrictions on the obscuration of certain lamps and reflectors
20. Optional lamps, reflectors, rear markings and devices
21. Projecting trailers and vehicles carrying overhanging or projecting loads or equipment
22. Additional side marker lamps

PART III

Regulations Governing the Maintenance and Use of Lamps, Reflectors, Rear Markings and Devices

23. Maintenance of lamps, reflectors, rear markings and devices
24. Requirements about the use of front and rear position lamps, rear registration plate lamps, side marker lamps and end-outline marker lamps
25. Requirements about the use of headlamps and front fog lamps
26. Requirements about the use of warning beacons
27. Restrictions on the use of lamps other than those to which regulation 24 refers

PART IV

Testing and Inspection of Lighting Equipment and Reflectors

28. Testing and inspection of lighting equipment and reflectors

SCHEDULES

1. Obligatory lamps, reflectors, rear markings and devices
2. Front position lamps
3. Dim-dip devices and running lamps
4. Dipped-beam headlamps
5. Main-beam headlamps
6. Front fog lamps
7. Direction indicators
8. Hazard warning signal devices
9. Side marker lamps
10. Rear position lamps
11. Rear fog lamps
12. Stop lamps
13. End-outline marker lamps
14. Reversing lamps
15. Rear registration plate lamps
16. Warning beacons
17. Side retro reflectors
18. Rear retro reflectors
19. Rear markings
20. Pedal retro reflectors

21. Front retro reflectors
22. Diagram showing where unlit parking is not permitted near a junction
23. Example of marking showing the vertical downwards inclination of the dipped-beam headlamps

The Secretary of State for Transport, in exercise of the powers conferred by—

- (a) section 81 of the Road Traffic Act 1988(a), in so far as these Regulations revoke enactments having effect as if they had been made under that section;
- (b) section 41 as read with section 43 of that Act as regards all other provisions of these Regulations,

and all other enabling powers, and after consultation with representative organisations in accordance with section 195 of that Act, hereby makes the following Regulations:—

PART I

PRELIMINARY

Commencement, citation and revocations

1.—(1) These Regulations may be cited as the Road Vehicles Lighting Regulations 1989 and shall come into force on 1st November 1989.

(2) The Road Vehicles Lighting Regulations 1984(b) and the Road Vehicles Lighting (Amendment) Regulations 1987(c) are hereby revoked.

Statement under section 43(3) of the Road Traffic Act 1988

2.—(1) The Secretary of State is satisfied that—

- (a) it is requisite that the provisions mentioned in paragraph (2) which vary the requirements about the construction of the vehicles to which those provisions apply, shall apply as from 1st November 1989 to such of those vehicles as are registered under the Vehicles (Excise) Act 1971(d) before the expiration of one year from the making of these Regulations; and
- (b) notwithstanding that these provisions will then apply to those vehicles, no undue hardship or inconvenience will be caused thereby.

(2) The provisions referred to in paragraph (1) are those set out in the Table below—

<i>Number of regulation or Schedule</i>	<i>Nature of requirements</i>
Regulation 3(6)	Interpretation of requirements in relation to British Standard marks.
Schedule 1 Table V	Invalid carriages with a maximum speed exceeding 4 mph to be fitted with direction indicators and hazard warning signal devices.
Schedule 4 Part I paragraph 4	The aim of dipped-beam headlamps

- (a) 1988 c.52.
- (b) S.I. 1984/812.
- (c) S.I. 1987/1315.
- (d) 1971 c.10.

Interpretation

- 3.—(1) Unless the context otherwise requires, any reference in these Regulations—
- (a) to a numbered regulation or Schedule is a reference to the regulation or Schedule bearing that number in these Regulations.
 - (b) to a numbered paragraph is to the paragraph bearing that number in the regulation or Schedule in which the reference occurs, and
 - (c) to a numbered or lettered sub-paragraph is to the sub-paragraph bearing that number in the paragraph in which the reference occurs.

(2) In these Regulations, unless the context otherwise requires, any expressions for which there is an entry in column 1 of the Table has the meaning given against it in column 2 or is to be construed in accordance with directions given against it in that column.

TABLE

(1) <i>Expression</i>	(2) <i>Meaning</i>
“The Act”	The Road Traffic Act 1988.
“The Construction and Use Regulations”	The Road Vehicles (Construction and Use) Regulations 1986(a)
“The Designation of Approval Marks Regulations”	The Motor Vehicles (Designation of Approval Marks) Regulations 1979(b)
“Agricultural vehicle”	A vehicle constructed or adapted for agriculture, grass cutting, forestry, land levelling, dredging or similar operations and primarily used for one or more of these purposes, and includes any trailer drawn by an agricultural vehicle.
“Angles of visibility”	A requirement for a lamp or reflector fitted to a vehicle to have specified horizontal and vertical angles of visibility is a requirement that at least 50 per cent of the apparent surface must be visible from any point within those angles when every door, tailgate, boot lid, engine cover, cab or other movable part of the vehicle is in the closed position.
“Apparent surface”	For any given direction of observation, is the orthogonal projection of a light-emitting surface in a plane perpendicular to the direction of observation and touching that surface.
“Articulated bus”	Has the same meaning as in the Construction and Use Regulations.
“Articulated vehicle”	Has the same meaning as in the Construction and Use Regulations.
“Breakdown vehicle”	A vehicle used to attend an accident or breakdown or to draw a broken down vehicle.
“Bus”	Has the same meaning as in the Construction and Use Regulations.
“Caravan”	A trailer which is constructed (and not merely adapted) for human habitation.
“cc”	Cubic centimetre or centimetres (as the case may be).

(a) S.I. 1986/1078, to which there are amendments not relevant to these Regulations.

(b) S.I. 1979/1088; the relevant amending instruments are S.I. 1982/1479, 1983/1602, 1985/113 and 1986/369.

TABLE (continued)

(1) Expression	(2) Meaning
"Circuit-closed tell-tale"	A light showing that a device has been switched on.
"cm"	Centimetre or centimetres (as the case may be).
"cm ² "	Square centimetre or centimetres (as the case may be).
"Combat vehicle"	A vehicle of a type described at item 1, 2 or 3 in column 1 of Schedule 1 to the Motor Vehicles (Authorisation of Special Types) General Order 1979(a)
"Community Directive 76/756/EEC, as amended"	Council Directive 76/756/EEC of 27.7.76 (O.J.L262, 27.9.76, p.1) as amended by Commission Directive 80/233/EEC of 21.11.79 (O.J.L51, 25.2.80, p.8), Commission Directive 82/244/EEC of 17.3.82 (O.J.L109, 22.4.82, p.31), Council Directive 83/276/EEC of 26.5.83 (O.J.L151, 9.6.83, p.47), Commission Directive 84/8/EEC of 14.12.83 (O.J.L9, 12.1.84, p.24) and Commission Directive 89/278/EEC of 23.3.89 (O.J.L109, 20.4.89, p.38).
"Daytime hours"	The time between half an hour before sunrise and half an hour after sunset.
"Dim-dip device"	A device which is capable of causing a dipped-beam headlamp to operate at reduced intensity.
"Dipped beam"	A beam of light emitted by a lamp which illuminates the road ahead of the vehicle without causing undue dazzle or discomfort to oncoming drivers or other road users.
"Direction indicator"	A lamp on a vehicle used to indicate to other road users that the driver intends to change direction to the right or to the left.
"Dual-purpose vehicle"	Has the same meaning as in the Construction and Use Regulations.
"Emergency vehicle"	<p>A motor vehicle of any of the following descriptions--</p> <ul style="list-style-type: none"> (a) a vehicle used for fire brigade, ambulance or police purposes; (b) an ambulance, being a vehicle (other than an invalid carriage) which is constructed or adapted for the purposes of conveying sick, injured or disabled persons and which is used for such purposes; (c) a vehicle owned by a body formed primarily for the purposes of fire salvage and used for those or similar purposes; (d) a vehicle owned by the Forestry Commission or by a local authority and used from time to time for the purposes of fighting fires; (e) a vehicle owned by the Secretary of State for Defence and used-- <ul style="list-style-type: none"> (i) for the purposes of the disposal of bombs or explosives, (ii) by the Naval Emergency Monitoring Organisation for the purposes of a nuclear accident or an incident involving radioactivity, (iii) by the Royal Air Force Mountain Rescue Service for the purposes of rescue operations or any other emergencies, or (iv) by the Royal Air Force Armament Support Unit;

(a) S.I. 1979/1198, to which there are amendments not relevant to these Regulations.

TABLE (continued)

(1) Expression	(2) Meaning
	<ul style="list-style-type: none"> (f) a vehicle primarily used for the purposes of the Blood Transfusion Service provided under the National Health Service Act 1977(a) or under the National Health Service (Scotland) Act 1978(b); (g) a vehicle used by Her Majesty's Coastguard or Coastguard Auxiliary Service for the purposes of giving aid to persons in danger or vessels in distress on or near the coast; (h) a vehicle owned by the British Coal Corporation and used for the purposes of rescue operations at mines; (i) a vehicle owned by the Royal National Lifeboat Institution and used for the purposes of launching lifeboats; and (j) a vehicle primarily used for the purposes of conveying any human tissue for transplanting or similar purposes.
"End-outline marker lamp"	A lamp fitted near the outer edge of a vehicle in addition to the front and rear position lamps to indicate the presence of a wide vehicle.
"Engineering plant"	Has the same meaning as in the Construction and Use Regulations.
"Extreme outer edge"	<p>In relation to a side of a vehicle, the vertical plane parallel with the longitudinal axis of the vehicle, and coinciding with its lateral outer edge, disregarding the projection of-</p> <ul style="list-style-type: none"> (a) so much of the distortion of any tyre as is caused by the weight of the vehicle, (b) any connections for tyre pressure gauges, (c) any anti-skid devices which may be mounted on the wheels, (d) rear-view mirrors, (e) lamps and reflectors, (f) customs seals affixed to the vehicle, and devices for securing and protecting such seals, and (g) special equipment.
"Front fog lamp"	A lamp used to improve the illumination of the road in front of a motor vehicle in conditions of seriously reduced visibility.
"Front position lamp"	A lamp used to indicate the presence and width of a vehicle when viewed from the front.
"First used"	References to the date of first use of a vehicle shall be construed in accordance with regulation 3 (3) of the Construction and Use Regulations.
"Hazard warning signal device"	A device which is capable of causing all the direction indicators with which a vehicle, or a combination of vehicles, is fitted to operate simultaneously.
"Headlamp"	A lamp used to illuminate the road in front of a vehicle and which is not a front fog lamp.

(a) 1977 c.49.

(b) 1978 c.29.

TABLE (continued)

(1) <i>Expression</i>	(2) <i>Meaning</i>
"Headlamp levelling device"	Either— <ul style="list-style-type: none"> <li data-bbox="710 300 1224 434">(a) an automatic headlamp levelling device by means of which the downward inclination of any dipped-beam headlamp is automatically maintained regardless of the load on the vehicle, or <li data-bbox="710 445 1240 577">(b) a manual headlamp levelling device by means of which the downward inclination of any dipped-beam headlamp may be adjusted by a manual control operable from the driving seat of the vehicle.
"Home forces"	The naval, military or air forces of Her Majesty raised in the United Kingdom.
"Home forces' vehicle"	A vehicle owned by, or in the service of, the home forces and used for naval, military or air force purposes.
"Horse-drawn"	In relation to a vehicle, means that the vehicle is drawn by a horse or other animal.
"Hours of darkness"	The time between half an hour after sunset and half an hour before sunrise.
"Illuminated area"	<p data-bbox="652 929 1255 1211">The expression, in relation to a headlamp, front fog lamp and reversing lamp, in each case fitted with a reflector, means the orthogonal projection of the full aperture of the reflector on a plane (touching the surface of the lamp) at right angles to the longitudinal axis of the vehicle to which the lamp is fitted. If the light-emitting surface extends over only part of the full aperture of the reflector, then the projection of only that part shall be taken into account. In the case of a dipped-beam headlamp, the illuminated area is limited by the apparent trace of the cut-off on the lens.</p> <p data-bbox="652 1240 1255 1570">The expression, in relation to any other lamp, means the part of the orthogonal projection of the light-emitting surface on a plane (touching the surface of the lamp) at right angles to the longitudinal axis of the vehicle to which it is fitted, the boundary of which is such that if the straight edge of an opaque screen touches it at any point 98 per cent of the total intensity of the light is shown in the direction parallel to the longitudinal axis of the vehicle. Accordingly, for the purposes of determining the lower, upper and lateral edges of the lamp, only a screen placed with its straight edge horizontally or vertically needs to be considered.</p>
"Industrial tractor"	Has the same meaning as in the Construction and Use Regulations.
"Installation and performance requirements"	In relation to any lamp, reflector, rear marking or device, the requirements specified in the Schedules to these Regulations relating to that lamp, reflector, rear marking or device.
"Invalid carriage"	A mechanically propelled vehicle constructed or adapted for the carriage of one person, being a person suffering from some physical defect or disability.
"Kerbside weight"	Has the same meaning as in the Construction and Use Regulations.
"kg"	Kilogram or kilograms (as the case may be).

TABLE (continued)

(1) Expression	(2) Meaning
"Light-emitting surface"	In relation to a lamp, that part of the exterior surface of the lens through which light is emitted when the lamp is lit, and in relation to a retro reflector that part of the exterior surface of the retro reflector from which light can be reflected.
"m"	Metre or metres (as the case may be).
"Main beam"	A beam of light emitted by a headlamp which illuminates the road over a long distance ahead of the vehicle.
"Matched pair"	In relation to lamps, a pair of lamps in respect of which— (a) both lamps emit light of substantially the same colour and intensity, and (b) both lamps are of the same size and of such a shape that they are symmetrical to one another.
"Maximum distance from the side of the vehicle"	The expression means— (a) in relation to a lamp fitted to a vehicle, the shortest distance from the boundary of the illuminated area to an extreme outer edge of the vehicle, and (b) in relation to a retro reflector fitted to a vehicle, the shortest distance from the boundary of the reflecting area to an extreme outer edge of the vehicle.
"Maximum gross weight"	Has the same meaning as in the Construction and Use Regulations.
"Maximum height above the ground"	The height above which no part of the illuminated area in the case of a lamp, or the reflecting area in the case of a retro reflector, extends when the vehicle is at its kerbside weight and when each tyre with which the vehicle is fitted is inflated to the pressure recommended by the manufacturer of the vehicle.
"Maximum speed"	Has the same meaning as in the Construction and Use Regulations.
"Minimum height above the ground"	The height below which no part of the illuminated area in the case of a lamp, or the reflecting area in the case of a retro reflector, extends when the vehicle is at its kerbside weight and when each tyre with which the vehicle is fitted is inflated to the pressure recommended by the manufacturer of the vehicle.
"mm"	Millimetre or millimetres (as the case may be).
"Motor bicycle combination"	A combination of a solo motor bicycle and a sidecar.
"Motor tractor"	Has the same meaning as in the Construction and Use Regulations.
"Motorway"	Has the same meaning as in Schedule 6 of the Road Traffic Regulation Act 1984(a).
"Movable platform"	A platform which is attached to, and may be moved by means of, an extendible boom.
"mph"	Mile per hour or miles per hour (as the case may be).
"Obligatory"	In relation to a lamp, reflector, rear marking or device, means a lamp, reflector, rear marking or device with which a vehicle, its load or equipment is required by these Regulations to be fitted.
"Operational tell-tale"	A warning device readily visible or audible to the driver and showing whether a device that has been switched on is operating correctly or not.

(a) 1984 c.27.

TABLE (continued)

(1) <i>Expression</i>	(2) <i>Meaning</i>
"Optional"	In relation to a lamp, reflector, rear marking or device, means a lamp, reflector, rear marking or device with which a vehicle, its load or equipment is not required by these Regulations to be fitted.
"Overall length"	Has the same meaning as in the Construction and Use Regulations.
"Overall width"	Has the same meaning as in the Construction and Use Regulations.
"Pair"	<p>In relation to lamps, reflectors or rear markings means a pair of lamps, reflectors or rear markings, including a matched pair, one on each side of the vehicle, in respect of which the following conditions are met—</p> <ul style="list-style-type: none"> <li data-bbox="707 663 1224 723">(a) each lamp, reflector or rear marking is at the same height above the ground, and <li data-bbox="707 725 1224 808">(b) each lamp, reflector or rear marking is at the same distance from the extreme outer edge of the vehicle. <p>In the case of an asymmetric vehicle, those conditions shall be deemed to be met if they are as near as practicable to being met.</p>
"Passenger vehicle"	Has the same meaning as in the Construction and Use Regulations.
"Pedal cycle"	A vehicle which is not constructed or adapted to be propelled by mechanical power and which is equipped with pedals, including an electrically-assisted pedal cycle prescribed for the purposes of section 189 of the Act and section 140 of the Road Traffic Regulation Act 1984.
"Pedal retro reflector"	A retro reflector attached to or incorporated in the pedals of a pedal cycle or motor bicycle.
"Pedestrian-controlled vehicle"	Has the same meaning as in the Construction and Use Regulations.
"Rear fog lamp"	A lamp used to render a vehicle more readily visible from the rear in conditions of seriously reduced visibility.
"Rear position lamp"	A lamp used to indicate the presence and width of a vehicle when viewed from the rear.
"Rear retro reflector"	A retro reflector used to indicate the presence and width of a vehicle when viewed from the rear.
"Rear registration plate lamp"	A lamp used to illuminate the rear registration plate.
"Reflecting area"	<p>In relation to a retro reflector fitted to a vehicle, the area of the orthogonal projection on a vertical plane (touching the surface of the reflector)—</p> <ul style="list-style-type: none"> <li data-bbox="707 1644 1244 1762">(a) at right angles to the longitudinal axis of the vehicle of that part of the reflector designed to reflect light in the case of a front or a rear retro reflector, and <li data-bbox="707 1765 1263 1843">(b) parallel to the longitudinal axis of the vehicle of that part of the reflector designed to reflect light in the case of a side retro reflector.
"Reversing lamp"	A lamp used to illuminate the road to the rear of a vehicle for the purpose of reversing and to warn other road users that the vehicle is reversing or about to reverse.
"Road clearance vehicle"	A mechanically propelled vehicle used for dealing with frost, ice or snow on roads.

TABLE (continued)

(1) Expression	(2) Meaning
"Running lamp"	A lamp (not being a front position lamp, an end-outline marker lamp, headlamp or front fog lamp) used to make the presence of a moving motor vehicle readily visible from the front.
"Separation distance"	In relation to two lamps or two retro reflectors the expression means, except where otherwise specified, the shortest distance between the orthogonal projections in a plane perpendicular to the longitudinal axis of the vehicle of the illuminated areas of the two lamps or the reflecting areas of the two reflectors.
"Service braking system"	Has the same meaning as in the Construction and Use Regulations.
"Side marker lamp"	A lamp fitted to the side of a vehicle or its load and used to render the vehicle more visible to other road users.
"Side retro reflector"	A reflector fitted to the side of a vehicle or its load and used to render the vehicle more visible from the side.
"Solo motor bicycle"	A motor bicycle without a sidecar.
"Special equipment"	A movable platform fitted to a vehicle, the apparatus for moving the platform and any jacks fitted to the vehicle for stabilising it while the movable platform is in use.
"Special warning lamp"	A lamp, fitted to the front or rear of a vehicle, capable of emitting a blue flashing light and not any other kind of light.
"Stop lamp"	A lamp used to indicate to road users that the brakes of a vehicle or combination of vehicles are being applied.
"Traffic sign"	Has the same meaning given by section 64(1) of the Act.
"Trailer"	A vehicle constructed or adapted to be drawn by another vehicle.
"Unrestricted dual-carriageway road"	A dual-carriageway within the meaning given by paragraph 2 of Schedule 6 to the Road Traffic Regulation Act 1984 on which a motor vehicle may lawfully be driven at a speed exceeding 50 mph.
"Unladen weight"	Has the same meaning as in the Construction and Use Regulations.
"Vehicle in the service of a visiting force or of a headquarters"	Has the same meaning as in the Construction and Use Regulations.
"Visiting vehicle"	Has the meaning given by regulation 3(1) of the Motor Vehicles (International Circulation) Regulations 1971(a).
"Warning beacon"	A lamp that is capable of emitting a flashing or rotating beam of light throughout 360° in the horizontal plane.
"Wheel"	Has the same meaning as in the Construction and Use Regulations (see also paragraph (7)).
"Wheeled"	Has the same meaning as in the Construction and Use Regulations.
"Work lamp"	A lamp used to illuminate a working area or the scene of an accident, breakdown or roadworks in the vicinity of the vehicle to which it is fitted.

(a) S.I. 1971/937.

TABLE (continued)

(1) <i>Expression</i>	(2) <i>Meaning</i>
"Works trailer"	Has the same meaning as in the Construction and Use Regulations.
"Works truck"	Has the same meaning as in the Construction and Use Regulations.

(3) Material designed primarily to reflect light is, when reflecting light, to be treated for the purposes of these Regulations as showing a light, and material capable of reflecting an image is not, when reflecting the image of a light, to be so treated.

(4) In these Regulations a reference to one lamp, except in the case of a dipped-beam headlamp, a main-beam headlamp and a front fog lamp, includes any combination of two or more lamps, whether identical or not, having the same function and emitting light of the same colour, if it comprises devices the aggregate illuminated area of which occupies 60 per cent or more of the area of the smallest rectangle circumscribing those illuminated areas.

(5) In these Regulations a reference to two lamps includes—

- (a) a single illuminated area which—
 - (i) is placed symmetrically in relation to the longitudinal axis of the vehicle,
 - (ii) extends on both sides to within 400 mm of the extreme outer edge of the vehicle,
 - (iii) is not less than 800 mm long, and
 - (iv) is illuminated by not less than two sources of light, and
- (b) any number of illuminated areas which—
 - (i) are juxtaposed,
 - (ii) if on the same transverse plane have illuminated areas which occupy not less than 60 per cent of the area of the smallest rectangle circumscribing their illuminated areas,
 - (iii) are placed symmetrically in relation to the median longitudinal plane of the vehicle,
 - (iv) extend on both sides to within 400 mm of the extreme outer edge of the vehicle,
 - (v) do not have a total length of less than 800 mm, and
 - (vi) are illuminated by not less than two sources of light.

(6) Where a part fitted to a vehicle is required by these Regulations to be marked with a British Standard mark, the requirements shall not be regarded as met unless, in addition to being marked as required, the part complied with the relevant British Standard at the time when the part was first fitted to the vehicle.

(7) A reference in these Regulations to the number of wheels of a vehicle shall be construed in accordance with regulation 3 of the Construction and Use Regulations.

(8) A reference in a Schedule to there being no requirement in relation to a lamp, reflector, rear marking or device is without prejudice to any other provision in these Regulations affecting same.

Exemptions—General

4.—(1) Where a provision is applied by these Regulations to a motor vehicle first used on or after a specified date it does not apply to any vehicle manufactured at least six months before that date.

(2) Where an exemption from, or a relaxation of, a provision is applied by these Regulations to a motor vehicle first used before a specified date it shall also apply to a motor vehicle first used on or after that date if it was manufactured at least six months before that date.

(3) Nothing in these Regulations shall require any lamp or reflector to be fitted between sunrise and sunset to—

- (a) a vehicle not fitted with any front or rear position lamp,
- (b) an incomplete vehicle proceeding to a works for completion,
- (c) a pedal cycle,
- (d) a pedestrian-controlled vehicle,
- (e) a horse-drawn vehicle,
- (f) a vehicle drawn or propelled by hand, or
- (g) a combat vehicle.

(4) Without prejudice to regulation 16, for the purposes of these Regulations a lamp shall not be treated as being a lamp if it is—

- (a) so painted over or masked that it is not capable of being immediately used or readily put to use; or
- (b) an electric lamp which is not provided with any system of wiring by means of which that lamp is, or can readily be, connected with a source of electricity.

Exemptions—Temporarily imported vehicles and vehicles proceeding to a port for export

5. Part II of these Regulations does not apply to—

- (a) any vehicle having a base or centre in a country outside Great Britain from which it normally starts its journeys, provided that a period of not more than 12 months has elapsed since the vehicle was last brought into Great Britain;
- (b) a visiting vehicle;
- (c) any combination of two or more vehicles, one of which is drawing the other or others, if the combination includes any vehicle of the type mentioned in subparagraph (a) or (b); or
- (d) a vehicle proceeding to a port for export,

if in each case the vehicle or combination of vehicles complies in every respect with the requirements about lighting equipment and reflectors relating thereto contained in the Convention on Road Traffic concluded at Geneva on 19th September 1949(a) or the International Convention relating to Motor Traffic concluded at Paris on 24th April 1926(b).

Exemptions—Vehicles towing or being towed

6.—(1) No motor vehicle first used before 1st April 1986 and no pedal cycle or trailer manufactured before 1st October 1985 is required by regulation 18 to be fitted with any rear position lamp, stop lamp, rear direction indicator, rear fog lamp or rear reflector whilst a trailer fitted with any such lamp or reflector is attached to its rear.

(2) No trailer manufactured before 1st October 1985 is required by regulation 18 to be fitted with any front position lamp whilst being drawn by a passenger vehicle.

(3) No trailer is required by regulation 18 to be fitted with any stop lamp whilst being drawn by a vehicle which is not required by regulation 18 to be fitted with any such lamp.

(4) Paragraph (3) shall apply respectively to rear fog lamps and direction indicators as it applies to stop lamps.

(5) No trailer manufactured before 1st October 1990 is required by regulation 18 to be fitted with any stop lamp or direction indicator whilst being drawn by a motor vehicle fitted with one or two stop lamps and two or more direction indicators if the dimensions of the trailer are such that when the longitudinal axes of the drawing vehicle and the trailer lie in the same vertical plane such stop lamps and at least one direction indicator on each side of the vehicle are visible to an observer in that vertical plane from a point 6 m behind the rear of the trailer whether it is loaded or not.

(6) No rear marking is required to be fitted to any vehicle by regulation 18 if another vehicle in a combination of which it forms part would obscure any such marking.

(a) Cmnd. 7997.

(b) Treaty Series No. 11 (1930).

(7) Where a broken-down vehicle is being drawn by another vehicle—

- (a) regulations 18 and 23 shall not apply to the broken-down vehicle between sunrise and sunset, and
- (b) between sunset and sunrise those regulations shall apply to the broken-down vehicle only in respect of rear position lamps and reflectors.

(8) The references in paragraphs (3) and (4) to a vehicle which is required to be fitted with a lamp shall be construed as if paragraph (1) did not have effect.

Exemptions—Military vehicles

7.—(1) Regulation 18 does not apply to a home forces' vehicle or to a vehicle in the service of a visiting force or of a headquarters whilst being used—

- (a) in connection with training which is certified in writing for the purposes of this regulation by a person duly authorised in that behalf to be training on a special occasion and of which not less than 48 hours' notice has been given by that person to the chief officer of police of every police area in which the place selected for the training is wholly or partly situate; or
- (b) on manoeuvres within such limits and during such period as may from time to time be specified by Order in Council under the Manoeuvres Act 1958(a).

(2) Where not less than 6 nor more than 12 vehicles being home forces' vehicles or vehicles of a visiting force or of a headquarters are proceeding together in a convoy on tactical or driving exercises which are authorised in writing by a person duly authorised in that behalf, and of which not less than 48 hours' notice in writing has been given by that person to the chief officer of police of every police area through which it is intended that the convoy shall pass and the interval between any two vehicles in such convoy does not exceed 20 m—

- (a) front position lamps shall be required only on the vehicle leading the convoy; and
- (b) rear position lamps shall be required only on the rearmost vehicle provided that every other vehicle in the convoy carries a bright light under the vehicle illuminating either a part of the vehicle or anything attached to the vehicle or the road surface beneath the vehicle, in such a manner that the presence of the vehicle can be detected from the rear.

(3) No lamp is required to be fitted to any home forces' vehicle or any vehicle in the service of a visiting force or of a headquarters if the vehicle is constructed or adapted for combat and is such that compliance with these provisions is impracticable and it is fitted with two red rear position lamps and two red rear retro reflectors when on a road between sunset and sunrise. Such lamps and reflectors need not meet any of the requirements specified in Schedules 10 and 18.

(4) Part II of these Regulations does not apply to a vehicle in the service of a visiting force or of a headquarters if the vehicle complies in every respect with the requirements as to lighting equipment and reflectors relating thereto contained in a Convention referred to in regulation 5.

Exemptions—Invalid carriages

8. An invalid carriage having a maximum speed not exceeding 4 mph is required by these Regulations to be fitted with lamps and reflectors only when it is used on the carriageway of a road between sunset and sunrise otherwise than for the sole purpose of crossing it.

Exemptions—Vehicles drawn or propelled by hand

9. A vehicle drawn or propelled by hand which has an overall width, including any load, not exceeding 800 mm is required by these Regulations to be fitted with lamps and reflectors only when it is used on the carriageway of a road between sunset and sunrise other than—

(a) 1958 c.7 (7 and 8 Eliz 2).

- (a) close to the near side or left-hand edge of the carriageway, or
- (b) to cross the carriageway.

Provision as respects Trade Descriptions Act 1968

10. Where by any provision in these Regulations any vehicle or any of its parts or equipment is required to be marked with a specification number or a registered certification trade mark of the British Standards Institution or with any approval mark, nothing in that provision shall be taken to authorise any person to apply any such number or mark to the vehicle, part or equipment in contravention of the Trade Descriptions Act 1968(a).

PART II

REGULATIONS GOVERNING THE FITTING OF LAMPS, REFLECTORS, REAR MARKINGS AND DEVICES

Colour of light shown by lamps and reflectors

11.—(1) No vehicle shall be fitted with a lamp which is capable of showing a red light to the front, except—

- (a) a red and white chequered domed lamp, or a red and white segmented mast-mounted warning beacon, fitted to a fire service control vehicle and intended for use at the scene of an emergency;
- (b) a side marker lamp or a side retro reflector;
- (c) retro reflective material or a retro reflector designed primarily to reflect light to one or both sides of the vehicle and attached to or incorporated in any wheel or tyre of—
 - (i) a pedal cycle and any sidecar attached to it;
 - (ii) a solo motor bicycle or a motor bicycle combination; or
 - (iii) an invalid carriage; or
- (d) a traffic sign.

(2) No vehicle shall be fitted with a lamp which is capable of showing any light to the rear, other than a red light, except—

- (a) amber light from a direction indicator or side marker lamp;
- (b) white light from a reversing lamp;
- (c) white light from a work lamp;
- (d) light to illuminate the interior of a vehicle;
- (e) light from an illuminated rear registration plate;
- (f) light for the purposes of illuminating a taxi meter;
- (g) in the case of a bus, light for the purposes of illuminating a route indicator;
- (h) blue light and white light from a chequered domed lamp fitted to a police control vehicle and intended for use at the scene of an emergency;
- (i) white light from a red and white chequered domed lamp, or a red and white segmented mast-mounted warning beacon, fitted to a fire service control vehicle and intended for use at the scene of an emergency;
- (j) green light and white light from a chequered domed lamp fitted to an ambulance control vehicle and intended for use at the scene of an emergency;
- (k) blue light from a warning beacon or rear special warning lamp fitted to an emergency vehicle, or from any device fitted to a vehicle used for police purposes;
- (l) amber light from a warning beacon fitted to—
 - (i) a road clearance vehicle;
 - (ii) a vehicle constructed or adapted for the purpose of collecting refuse;
 - (iii) a breakdown vehicle;

(a) 1968 c.29.

- (iv) a vehicle having a maximum speed not exceeding 25 mph or any trailer drawn by such a vehicle;
- (v) a vehicle having an overall width (including any load) exceeding 2.9 m;
- (vi) a vehicle used for the purposes of testing, maintaining, improving, cleansing or watering roads or for any purpose incidental to any such use;
- (vii) a vehicle used for the purpose of inspecting, cleansing, maintaining, adjusting, renewing or installing any apparatus which is in, on, under or over a road, or for any purpose incidental to any such use;
- (viii) a vehicle used for or in connection with any purpose for which it is authorised to be used on roads by an order under section 44 of the Act;
- (ix) a vehicle used for escort purposes when travelling at a speed not exceeding 25 mph;
- (x) a vehicle used by the Commissioners of Customs and Excise for the purpose of testing fuels;
- (xi) a vehicle used for the purpose of surveying;
- (xii) a vehicle used for the removal or immobilisation of vehicles in exercise of a statutory power or duty;
- (m) green light from a warning beacon fitted to a vehicle used by a medical practitioner registered by the General Medical Council (whether with full, provisional or limited registration);
- (n) yellow light from a warning beacon fitted to a vehicle for use at airports;
- (o) light of any colour from a traffic sign which is attached to a vehicle;
- (p) reflected light from amber pedal retro reflectors;
- (q) reflected light of any colour from retro reflective material or a retro reflector designed primarily to reflect light to one or both sides of the vehicle and attached to or incorporated in any wheel or tyre of-
 - (i) a pedal cycle and any sidecar attached to it;
 - (ii) a solo motor bicycle or motor bicycle combination; or
 - (iii) an invalid carriage;
- (r) reflected light from amber retro reflective material on a road clearance vehicle;
- (s) reflected light from yellow retro reflective registration plates;
- (t) reflected light from yellow retro reflective material incorporated in a rear marking of a type specified in Part I Section B of Schedule 19 and fitted to-
 - (i) a motor vehicle having a maximum gross weight exceeding 7500 kg;
 - (ii) a motor vehicle first used before 1st August 1982 having an unladen weight exceeding 3000 kg;
 - (iii) a trailer having a maximum gross weight exceeding 3500 kg;
 - (iv) a trailer manufactured before 1st August 1982 having an unladen weight exceeding 1000 kg;
 - (v) a trailer which forms part of a combination of vehicles one of which is of a type mentioned in a previous item of this sub-paragraph;
 - (vi) a load carried by any vehicle; or
- (u) reflected light from orange retro reflective material incorporated in a sign fitted to the rear of a vehicle carrying a dangerous substance within the meaning of the Dangerous Substances (Conveyance by Road in Road Tankers and Tank Containers) Regulations 1981^(a) or the Road Traffic (Carriage of Dangerous Substances in Packages etc) Regulations 1986^(b).

Movement of lamps and reflectors

12.—(1) Save as provided in paragraph (2), no person shall use, or cause or permit to be used, on a road any vehicle to which, or to any load or equipment of which, there is fitted a lamp, reflector or marking which is capable of being moved by swivelling, deflecting or otherwise while the vehicle is in motion.

(a) S.I. 1981/1059, to which there is no relevant amendment.

(b) S.I. 1986/1951.

- (2) Paragraph (1) does not apply in respect of-
- (a) a headlamp which can be dipped only by the movement of the headlamp or its reflector;
 - (b) a headlamp which is capable of adjustment so as to compensate for the effect of the load carried by the vehicle;
 - (c) a lamp or reflector which can be deflected to the side by the movement of, although not necessarily through the same angle as, the front wheel or wheels of the vehicle when turned for the purpose of steering the vehicle;
 - (d) a headlamp or front fog lamp which can be wholly or partially retracted or concealed;
 - (e) a direction indicator fitted to a motor vehicle first used before 1st April 1986;
 - (f) a work lamp;
 - (g) a warning beacon;
 - (h) an amber pedal retro reflector; or
 - (i) retro reflective material or a retro reflector of any colour which is fitted so as to reflect light primarily to one or both sides of the vehicle and is attached to or incorporated in any wheel or tyre of-
 - (i) a pedal cycle and any sidecar attached to;
 - (ii) a solo motor bicycle or motor bicycle combination; or
 - (iii) an invalid carriage.

Lamps to show a steady light

13.—(1) Save as provided in paragraph (2), no vehicle shall be fitted with a lamp which automatically emits a flashing light.

- (2) Paragraph (1) does not apply in respect of-
- (a) a direction indicator;
 - (b) a headlamp fitted to an emergency vehicle;
 - (c) a warning beacon or special warning lamp;
 - (d) a lamp or illuminated sign fitted to a vehicle used for police purposes;
 - (e) a green warning lamp used as an anti-lock brake indicator; or
 - (f) lamps forming part of a traffic sign.

Filament lamps

14.—(1) Where a motor vehicle first used on or after 1st April 1986 or any trailer manufactured on or after 1st October 1985 is equipped with any lamp of a type that is required by any Schedule to these Regulations to be marked with an approval mark, no filament lamp other than a filament lamp referred to in the Designation of Approval Marks Regulations in-

- (a) regulation 4 and Schedule 2, items 2 or 2A, 8, 20, 37 or 37A; or
- (b) regulation 5 and Schedule 4, item 18,

shall be fitted to any such lamp.

(2) Where any pedal cycle manufactured on or after 1st October 1990 is equipped with any lamp that is required by any Schedule to these Regulations to be marked with a British Standard mark, no filament lamp other than a filament lamp marked with the marking indicated in the British Standard specification for Filament Lamps for Cycles published by the British Standards Institution under the reference 6873: 1988 namely "B.S. 6873" shall be fitted to any such lamp.

General requirements for electrical connections

15.—(1) Every motor vehicle first used on or after 1st April 1991 shall be so constructed that every position lamp, side marker lamp, end-outline marker lamp and rear registration plate lamp with which the vehicle is fitted is capable of being switched on and off by the operation of one switch and, save as provided in paragraph (2), not otherwise.

(2) Sub-paragraph (a) of paragraph (1) shall not prevent one or more position lamps from being capable of being switched on and off independently of any other lamp referred to in that sub-paragraph.

Restrictions on fitting blue warning beacons, special warning lamps and similar devices

16. No vehicle, other than an emergency vehicle, shall be fitted with—
- (a) a blue warning beacon or special warning lamp, or
 - (b) a device which resembles a blue warning beacon or a special warning lamp, whether the same is in working order or not.

Obligatory warning beacons

17.—(1) Subject to paragraph (2), no person shall use, or cause or permit to be used, on an unrestricted dual-carriageway road any motor vehicle with four or more wheels having a maximum speed not exceeding 25 mph unless it or any trailer drawn by it is fitted with at least one warning beacon which—

- (a) complies with Schedule 16, and
- (b) is showing an amber light.

(2) Paragraph (1) shall not apply in relation to—

- (a) any motor vehicle first used before 1st January 1947; and
- (b) any motor vehicle, or any trailer being drawn by it, to which paragraph (1) would otherwise apply, when that vehicle or trailer is on any carriageway of an unrestricted dual-carriageway road for the purpose only of crossing that carriageway in the quickest manner practicable in the circumstances.

Obligatory lamps, reflectors, rear markings and devices

18.—(1) Save as provided in the foregoing provisions of these Regulations and in paragraph (2), every vehicle of a class specified in a Table in Schedule 1 shall be fitted with lamps, reflectors, rear markings and devices which—

- (a) are of a type specified in column 1 of that Table, and
- (b) comply with the relevant installation, alignment and performance requirements set out in the Schedule or Part of a Schedule shown against that type in column 2 of that Table.

(2) The requirements specified in paragraph (1) do not apply in respect of a lamp, reflector, rear marking or device of a type specified in column 1 of a Table in the case of a vehicle shown against it in column 3 of that Table.

(3) The requirements specified in paragraph (1) apply without prejudice to any additional requirements specified in regulations 20 and 21.

(4) The Schedules referred to in the Tables in Schedule 1 are Schedules 2 to 21.

Restrictions on the obscuration of certain obligatory lamps and reflectors

19. Every vehicle shall be so constructed that at least part of the apparent surface of any—

- (a) front and rear position lamp,
- (b) front and rear direction indicator, and
- (c) rear retro reflector,

which is required by these Regulations to be fitted to a vehicle is visible when the vehicle is viewed from any point directly in front of or behind the lamp or reflector, as appropriate, when every door, tailgate, boot lid, engine cover, cab or other movable part of the vehicle is in a fixed open position.

Optional lamps, reflectors, rear markings and devices

20. Every optional lamp, reflector, rear marking or device fitted to a vehicle, being of a type specified in an item in column 2 of the Table below, shall comply with the provisions shown in column 3 of that Table.

TABLE

(1) <i>Item No.</i>	(2) <i>Type of lamp, reflector, rear marking or device</i>	(3) <i>Provisions with which compliance is required</i>	
1	Front position lamp	Schedule 2, Part II	} and Parts I of Schedules 2 to 5, 7, 9 to 13 and 17 to 21 to the extent specified in Parts II of those Schedules.
2	Dim-dip device and running lamp	Schedule 3, Part II	
3	Dipped-beam headlamp	Schedule 4, Part II	
4	Main-beam headlamp	Schedule 5, Part II	
5	Front fog lamp	Schedule 6	
7	Direction indicator	Schedule 7, Part II	
8	Hazard warning signal device	Schedule 8	
9	Side marker lamp	Schedule 9, Part II	
10	Rear position lamp	Schedule 10, Part II	
11	Rear fog lamp	Schedule 11, Part II	
12	Stop lamp	Schedule 12, Part II	
13	End-outline marker lamp	Schedule 13, Part II	
14	Reversing lamp	Schedule 14	
15	Warning beacon	Schedule 16	
16	Side retro reflector	Schedule 17, Part II	
17	Rear retro reflector	Schedule 18, Part II	
18	Rear marking	Schedule 19, Part II	
19	Pedal retro reflector	Schedule 20, Part II	
20	Front retro reflector	Schedule 21, Part II	

Projecting trailers and vehicles carrying overhanging or projecting loads or equipment

21.—(1) No person shall use, or cause or permit to be used, on a road in the circumstances mentioned in paragraph (2)—

(a) any trailer which forms part of a combination of vehicles which projects laterally beyond any preceding vehicle in the combination; or

(b) any vehicle of combination of vehicles which carries a load or equipment in either case under the conditions specified in an item in column 2 of the Table below, unless the vehicle or combination of vehicles complies with the requirements specified in that item in column 3 of that Table.

TABLE

(1) <i>Item No.</i>	(2) <i>Conditions</i>	(3) <i>Requirements</i>
1	A trailer which is not fitted with front position lamps and which projects laterally on any side so that the distance from the outermost part of the projection to the outermost part of the illuminated area of the obligatory front position lamp on that side fitted to any preceding vehicle in the combination exceeds 400 mm.	A lamp showing white light to the front shall be fitted to the trailer so that the outermost part of the illuminated area is not more than 400 mm from the outermost projection of the trailer. The installation and performance requirements relating to front position lamps do not apply to any such lamp.
2	A trailer which is not fitted with front position lamps and which carries a load or equipment which projects laterally on any side of the trailer so that the	A lamp showing white light to the front shall be fitted to the trailer or the load or equipment so that the outermost part of the illuminated area is not more

TABLE (continued)

(1) Item No.	(2) Conditions	(3) Requirements
3	<p>distance from the outermost projection of the load or equipment to the outermost part of the illuminated area of the obligatory front position lamp on that side fitted to any preceding vehicle in the combination exceeds 400 mm.</p> <p>A vehicle which carries a load or equipment which projects laterally on any side of the vehicle so that the distance from the outermost part of the load or equipment to the outermost part of the illuminated area of the obligatory front or rear position lamp on that side exceeds 400 mm.</p>	<p>than 400 mm from the outermost projection of the load or equipment. The installation and performance requirements relating to front position lamps do not apply to any such lamp.</p> <p>Either—</p> <p>(a) the obligatory front or rear position lamp shall be transferred from the vehicle to the load or equipment to which must also be attached a white front or a red rear reflecting device; or</p> <p>(b) an additional front or rear position lamp and a white front or a red rear reflecting device shall be fitted to the vehicle, load or equipment.</p> <p>All the installation, performance and maintenance requirements relating to front or rear position lamps shall in either case be complied with except that for the purpose of determining the lateral position of such lamps and reflecting devices any reference to the vehicle shall be taken to include the load or equipment except special equipment on a vehicle fitted with a movable platform or the jib of any crane.</p>
4	<p>A vehicle which carries a load or equipment which projects beyond the rear of the vehicle or, in the case of a combination of vehicles, beyond the rear of the rearmost vehicle in the combination, more than—</p> <p>(a) 2 m in the case of an agricultural vehicle or a vehicle carrying a fire escape; or</p> <p>(b) 1 m in the case of any other vehicle.</p>	<p>An additional rear lamp capable of showing red light to the rear and a red reflecting device, both of which are visible from a reasonable distance, shall be fitted to the vehicle or the load in such a position that the distance between the lamp and the reflecting device, and the rearmost projection of the load or equipment does not exceed 2m in the case mentioned in sub-paragraph (a) in column 2 of this item or 1 m in any other case. The installation and performance requirements relating to rear position lamps do not apply to any such additional lamp.</p>
5	<p>A vehicle which carries a load or equipment which projects beyond the front of the vehicle more than—</p> <p>(a) 2 m in the case of an agricultural vehicle or a vehicle carrying a fire escape; or</p> <p>(b) 1 m in the case of any other vehicle.</p>	<p>An additional front lamp capable of showing white light to the front and a white reflecting device, both visible from a reasonable distance, shall be fitted to the vehicle or the load in such a position that the distance between the lamp and the reflecting device, and the foremost projection of the load or equipment, does not exceed 2 m in the case mentioned in sub-paragraph (a) in column 2 of this item or 1 m in any other case. The installation and performance requirements relating to front position lamps and front retro reflectors do not apply to any such additional lamp and reflecting device.</p>

TABLE (continued)

(1) Item No.	(2) Conditions	(3) Requirements
6	A vehicle which carries a load or equipment which obscures any obligatory lamp, reflector or rear marking.	Either— <i>a)</i> the obligatory lamp, reflector or rear marking shall be transferred to a position on the vehicle, load or equipment where it is not obscured; or <i>b)</i> an additional lamp, reflector or rear marking shall be fitted to the vehicle, load or equipment. All the installation, performance and maintenance requirements relating to obligatory lamps, reflectors or rear markings shall in either case be complied with.

(2) The circumstances referred to in paragraph (1) are—

- (a) as regards item 6 in the Table, in so far as it relates to obligatory stop lamps and direction indicators, all circumstances; and
- (b) as regards items 1 to 5 in the Table and item 6 in the Table, except in so far as it relates to obligatory stop lamps and direction indicators, the time between sunset and sunrise or, except in so far as it relates to obligatory reflectors, when visibility is seriously reduced between sunrise and sunset.

Additional side marker lamps

22.—(1) Save as provided in paragraph (2), no person shall use, or cause or permit to be used, on a road between sunset and sunrise, or in seriously reduced visibility between sunrise and sunset, any vehicle or combination of vehicles of a type specified in an item in column 2 of the Table below unless each side of the vehicle or combination of vehicles is fitted with the side marker lamps specified in that item in column 3 and those lamps are kept lit.

TABLE

(1) Item No.	(2) Vehicle or combination of vehicles	(3) Side marker lamps
1	A vehicle or a combination of vehicles the overall length of which (including any load) exceeds 18.3 m.	There shall be fitted— <i>(a)</i> one lamp no part of the light-emitting surface of which is more than 9.15 m from the foremost part of the vehicle or vehicles (in either case inclusive of any load); <i>(b)</i> one lamp no part of the light-emitting surface of which is more than 3.05 m from the rearmost part of the vehicle or vehicles (in either case inclusive of any load); and <i>(c)</i> such other lamps as are required to ensure that not more than 3.05 m separates any part of the light-emitting surface of one lamp and any part of the light-emitting surface of the next lamp.
2	A combination of vehicles the overall length of which (including any load) exceeds 12.2 m but does not exceed 18.3 m and carrying a load supported by any two of the vehicles but not including a load carried by an articulated vehicle.	There shall be fitted— <i>(a)</i> one lamp no part of the light-emitting surface of which is forward of, or more than 1530 mm rearward of, the rearmost part of the drawing vehicle; and

TABLE (continued)

(1) Item No.	(2) Vehicle or combination of vehicles	(3) Side marker lamps
		(b) if the supported load extends more than 9.15 m rearward of the rearmost part of the drawing vehicle, one lamp no part of the light-emitting surface of which is forward of, or more than 1530 mm rearward of, the centre of the length of the load.
	<p>(2) The requirements specified in paragraph (1) do not apply to—</p> <p>(a) a combination of vehicles where any vehicle being drawn in that combination has broken down; or</p> <p>(b) a vehicle (not being a combination of vehicles) having an appliance or apparatus or carrying a load of a kind specified in the Table to regulation 82(7) or in regulation 82(8) of the Construction and Use Regulations, if the conditions specified in paragraphs 3 and 4 (which provide for the special marking of projections from vehicles) of Schedule 12 to those Regulations are complied with in relation to the special appliance or apparatus or load as if the said conditions had been expressed in the said regulation 82 to apply in the case of every special appliance or apparatus or load of a kind specified in that regulation.</p>	
	<p>(3) Every side marker lamp fitted in accordance with this regulation shall comply with Part I of Schedule 9.</p>	

PART III

REGULATIONS GOVERNING THE MAINTENANCE AND USE OF LAMPS, REFLECTORS, REAR MARKINGS AND DEVICES

Maintenance of lamps, reflectors, rear markings and devices

23.—(1) No person shall use, or cause or permit to be used, on a road a vehicle unless every lamp, reflector, rear marking and device to which this paragraph applies is in good working order and, in the case of a lamp, clean.

(2) Save as provided in paragraph (3), paragraph (1) applies to—

(a) every—

- (i) front position lamp,
- (ii) rear position lamp,
- (iii) headlamp,
- (iv) rear registration plate lamp,
- (v) side marker lamp,
- (vi) end-outline marker lamp,
- (vii) rear fog lamp,
- (viii) retro reflector, and
- (ix) rear marking of a type specified in Part I of Section B of Schedule 19,

with which the vehicle is required by these Regulations to be fitted; and

(b) every—

- (i) stop lamp,
- (ii) direction indicator,
- (iii) running lamp,
- (iv) dim-dip device,
- (v) headlamp levelling device, and
- (vi) hazard warning signal device,

with which it is fitted.

(3) Paragraph (2) does not apply to—

- (a) a rear fog lamp on a vehicle which is part of a combination of vehicles any part of which is not required by these Regulations to be fitted with a rear fog lamp;
- (b) a rear fog lamp on a motor vehicle drawing a trailer;
- (c) a defective lamp, reflector, dim-dip device or headlamp levelling device on a vehicle in use on a road between sunrise and sunset, if any such lamp, reflector or device became defective during the journey which is in progress or if arrangements have been made to remedy the defect with all reasonable expedition; or
- (d) a lamp, reflector, dim-dip device, headlamp levelling device or rear marking on a combat vehicle in use on a road between sunrise and sunset.

Requirements about the use of front and rear position lamps, rear registration plate lamps, side marker lamps and end-outline marker lamps

24.—(1) Save as provided in paragraphs (5) and (9), no person shall—

- (a) use, or cause or permit to be used, on a road any vehicle which is in motion—
 - (i) between sunset and sunrise, or
 - (ii) in seriously reduced visibility between sunrise and sunset; or
- (b) allow to remain at rest, or cause or permit to be allowed to remain at rest, on a road any vehicle between sunset and sunrise

unless every front position lamp, rear position lamp, rear registration plate lamp, side marker lamp and end-outline marker lamp with which the vehicle is required by these Regulations to be fitted is kept lit and unobscured.

(2) Save as provided in paragraphs (5) and (9), where a solo motor bicycle is not fitted with a front position lamp, no person shall use it, or cause or permit it to be used, on a road (other than when it is parked) between sunset and sunrise or in seriously reduced visibility between sunrise and sunset, unless a headlamp is kept lit and unobscured.

(3) Save as provided in paragraphs (5) and (9), no person shall allow to remain parked, or cause or permit to be allowed to remain parked between sunset and sunrise—

- (a) a motor bicycle combination which is required to be fitted only with a front position lamp on the sidecar; or
- (b) a trailer to the front of which no other vehicle is attached and which is not required to be fitted with front position lamps,

unless a pair of front position lamps is fitted and kept lit and unobscured.

(4) Save as provided in paragraphs (5) and (9), no person shall allow to remain parked, or cause or permit to be allowed to remain parked between sunset and sunrise a solo motor bicycle which is not required to be fitted with a front position lamp, unless a front position lamp is fitted and kept lit and unobscured.

(5) Paragraphs (1), (2), (3) and (4) shall not apply in respect of a vehicle of a class specified in paragraph (7) which is parked on a road on which a speed limit of 30 mph or less is in force and the vehicle is parked—

- (a) in a parking place for which provision is made under section 6, or which is authorised under section 32 or designated under section 45 of the Road Traffic Regulation Act 1984, or which is set apart as a parking place under some other enactment or instrument and the vehicle is parked in a manner which does not contravene the provision of any enactment or instrument relating to the parking place; or
- (b) in a lay-by—
 - (i) the limits of which are indicated by a traffic sign consisting of the road marking shown in diagram 1010 in Schedule 2 of the Traffic Signs Regulations and General Directions 1981(a); or
 - (ii) the surface of which is of a colour or texture which is different from that of the part of the carriageway of the road used primarily by through traffic; or

(a) S.I. 1981/859, to which there are amendments not relevant to these Regulations.

- (iii) the limits of which are indicated by a continuous strip of surface of a different colour or texture from that of the surface of the remainder of the carriageway of the road; or
 - (c) elsewhere than in such a parking place or lay-by if-
 - (i) the vehicle is parked in one of the circumstances described in paragraph (8); and
 - (ii) no part of the vehicle is less than 10 m from the junction of any part of the carriageway of any road with the carriageway of the road on which it is parked whether that junction is on the same side of the road as that on which the vehicle is parked or not.
- (6) Sub-paragraph (5)(c)(ii) shall be construed in accordance with the diagram in Schedule 22.
- (7) The classes of vehicle referred to in paragraph (5) are-
- (a) a motor vehicle being a goods vehicle the unladen weight of which does not exceed 1525 kg;
 - (b) a passenger vehicle other than a bus;
 - (c) an invalid carriage; and
 - (d) a motor cycle or a pedal cycle in either case with or without a sidecar;
- not being-
- (i) a vehicle to which a trailer is attached;
 - (ii) a vehicle which is required to be fitted with lamps by regulation 21; or
 - (iii) a vehicle carrying a load, if the load is required to be fitted with lamps by regulation 21.
- (8) The circumstances referred to in paragraph (5)(c) are that-
- (a) the vehicle is parked on a road on which the driving of vehicles otherwise than in one direction is prohibited at all times and its left or near side is as close as may be and parallel to the left-hand edge of the carriageway or its right or off side is as close as may be and parallel to the right-hand edge of the carriageway; or
 - (b) the vehicle is parked on a road on which such a prohibition does not exist and its left or near side is as close as may be and parallel to the edge of the carriageway.
- (9) Paragraphs (1), (2), (3) and (4) do not apply in respect of-
- (a) a solo motor bicycle or a pedal cycle being pushed along the left-hand edge of a carriageway;
 - (b) a pedal cycle waiting to proceed provided it is kept to the left-hand or near side edge of a carriageway; or
 - (c) a vehicle which is parked in an area on part of a highway on which roadworks are being carried out and which is bounded by amber lamps and other traffic signs so as to prevent the presence of the vehicle, its load or equipment being a danger to persons using the road.

Requirements about the use of headlamps and front fog lamps

25.—(1) Save as provided in paragraph (2), no person shall use, or cause or permit to be used, on a road a vehicle which is fitted with obligatory dipped-beam headlamps unless every such lamp is kept lit-

- (a) during the hours of darkness, except on a road which is a restricted road for the purposes of section 81 of the Road Traffic Regulation Act 1984 by virtue of a system of street lighting when it is lit; and
 - (b) in seriously reduced visibility.
- (2) The provisions of paragraph (1) do not apply-
- (a) in the case of a motor vehicle fitted with one obligatory dipped-beam headlamp or a solo motor bicycle or motor bicycle combination fitted with a pair of obligatory dipped-beam headlamps, if a main-beam headlamp or a front fog lamp is kept lit;

- (b) in the case of a motor vehicle, other than a solo motor bicycle or motor bicycle combination, fitted with a pair of obligatory dipped-beam headlamps, if-
 - (i) a pair of main-beam headlamps is kept lit; or
 - (ii) in seriously reduced visibility, a pair of front fog lamps which is so fitted that the outermost part of the illuminated area of each lamp in the pair is not more than 400 mm from the outer edge of the vehicle is kept lit;
- (c) to a vehicle being drawn by another vehicle;
- (d) to a vehicle while being used to propel a snow plough; or
- (e) to a vehicle which is parked.

(3) For the purposes of this regulation a headlamp shall not be regarded as lit if its intensity is reduced by a dim-dip device.

Requirements about the use of warning beacons

26. No person shall use, or cause or permit to be used, on an unrestricted dual-carriageway road a vehicle which is required to be fitted with at least one warning beacon by regulation 17 unless every such beacon is kept lit.

Restrictions on the use of lamps other than those to which regulation 24 refers

27. No person shall use, or cause or permit to be used, on a road any vehicle on which any lamp, hazard warning signal device or warning beacon of a type specified in an item in column 2 of the Table below is used in a manner specified in that item in column 3.

TABLE

(1) Item No.	(2) <i>Type of lamp, hazard warning signal device or warning beacon</i>	(3) <i>Manner of use prohibited</i>
1	Headlamp	<p>(a) Used so as to cause undue dazzle or discomfort to other persons using the road.</p> <p>(b) Used so as to be lit when a vehicle is parked.</p>
2	Front fog lamp	<p>(a) Used so as to cause undue dazzle or discomfort to other persons using the road.</p> <p>(b) Used so as to be lit at any time other than in conditions of seriously reduced visibility.</p> <p>(c) Used so as to be lit when a vehicle is parked.</p>
3	Rear fog lamp	<p>(a) Used so as to cause undue dazzle or discomfort to the driver of a following vehicle.</p> <p>(b) Used so as to be lit at any time other than in conditions of seriously reduced visibility.</p> <p>(c) Save in the case of an emergency vehicle, used so as to be lit when a vehicle is parked.</p>
4	Reversing lamp	Used so as to be lit except for the purpose of reversing the vehicle.
5	Hazard warning signal device	<p>Used other than-</p> <p>(i) to warn persons using the road of a temporary obstruction when the vehicle is at rest; or</p> <p>(ii) on a motorway or unrestricted dual-carriageway, to warn following drivers of a need to slow down due to a temporary obstruction ahead; or</p>

TABLE (continued)

(1)	(2) Type of lamp, hazard warning signal device or warning beacon	(3)
Item No.		Manner of use prohibited
6	Warning beacon emitting blue light and special warning lamp	(iii) in the case of a bus, to summon assistance for the driver or any person acting as a conductor or inspector on the vehicle. Used so as to be lit except— (i) at the scene of an emergency; or (ii) when it is necessary or desirable either to indicate to persons using the road the urgency of the purpose for which the vehicle is being used, or to warn persons of the presence of the vehicle or a hazard on the road.
7	Warning beacon emitting amber light	Used so as to be lit except— (i) at the scene of an emergency; (ii) when it is necessary or desirable to warn persons of the presence of the vehicle; and (iii) in the case of a breakdown vehicle, while it is being used in connection with, and in the immediate vicinity of, an accident or breakdown, or while it is being used to draw a broken-down vehicle.
8	Warning beacon emitting green light	Used so as to be lit except whilst occupied by a medical practitioner registered by the General Medical Council (whether with full, provisional or limited registration) and used for the purposes of an emergency.
9	Warning beacon emitting yellow light	Used so as to be lit on a road.
10	Work lamp	(a) Used so as to cause undue dazzle or discomfort to the driver of any vehicle. (b) Used so as to be lit except for the purpose of illuminating a working area, accident, breakdown or works in the vicinity of the vehicle.
11	Any other lamp	Used so as to cause undue dazzle or discomfort to other persons using the road.

PART IV

TESTING AND INSPECTION OF LIGHTING EQUIPMENT AND REFLECTORS

Testing and inspection of lighting equipment and reflectors

28. The provisions of regulation 74 of the Construction and Use Regulations apply in respect of lighting equipment and reflectors with which a vehicle is required by these Regulations to be fitted in the same way as they apply in respect of brakes, silencers, steering gear and tyres.

28th September 1989

Cecil Parkinson
Secretary of State for Transport

SCHEDULE 1

(Regulation 18)

OBLIGATORY LAMPS, REFLECTORS, REAR MARKINGS AND DEVICES

TABLE I

Motor vehicle having three or more wheels not being a vehicle to which any other Table in this Schedule applies

(1) <i>Type of lamp, reflector, rear marking or device</i>	(2) <i>Schedule in which relevant installation and performance requirements are specified</i>	(3) <i>Exceptions</i>
Front position lamp Dim-dip device or running lamp	Schedule 2: Part I Schedule 3: Part I	None. A vehicle having a maximum speed not exceeding 40 mph; A vehicle first used before 1st April 1987; A home forces' vehicle; A vehicle in respect of which the following conditions are satisfied— (a) there is fitted to the vehicle all the lighting and light-signalling devices listed in items 1.5.7 to 1.5.20 of Annex I of Community Directive 76/756/EEC, as amended, which are required to be fitted under that Annex; and (b) all those devices are so installed that they comply with the requirements set out in items 3 and 4 of that Annex including, in particular, item 4.2.6 (Alignment of dipped-beam headlamps).
Dipped-beam headlamp	Schedule 4: Part I	A vehicle having a maximum speed not exceeding 15 mph; A vehicle first used before 1st April 1986 being an agricultural vehicle or a works truck; A vehicle first used before 1st January 1931.
Main-beam headlamp	Schedule 5: Part I	A vehicle having a maximum speed not exceeding 25 mph; A vehicle first used before 1st April 1986 being an agricultural vehicle or a works truck; A vehicle first used before 1st January 1931.
Direction indicator	Schedule 7: Part I	An invalid carriage having a maximum speed not exceeding 4 mph and any other vehicle having a maximum speed not exceeding 15 mph; An agricultural vehicle having an unladen weight not exceeding 255 kg; A vehicle first used before 1st April 1986 being an agricultural vehicle, an industrial tractor or a works truck; A vehicle first used before 1st January 1936.
Hazard warning signal device	Schedule 8: Part I	A vehicle not required to be fitted with direction indicators; A vehicle first used before 1st April 1986.
Side marker lamp	Schedule 9: Part I	A vehicle having a maximum speed not exceeding 25 mph;

(Table I continued)

(1) Type of lamp, reflector, rear marking or device	(2) Schedule in which relevant installation and performance requirements are specified	(3) Exceptions
Rear position lamp	Schedule 10: Part I	A passenger vehicle; An incomplete vehicle proceeding to a works for completion or to a place where it is to be stored or displayed for sale; A vehicle the overall length of which does not exceed 6 m; A vehicle first used before 1st April 1991; A vehicle in respect of which the following conditions are satisfied— (a) there is fitted to the vehicle all the lighting and light-signalling devices listed in items 1.5.7 to 1.5.20 of Annex I of Community Directive 76/756/EEC, as amended, which are required to be fitted under that Annex; and (b) all those devices are so installed that they comply with the requirements set out in items 3 and 4 of that Annex including, in particular, item 4.2.6 (Alignment of dipped-beam headlamps).
Rear fog lamp	Schedule 11: Part I	None.
Stop lamp	Schedule 12: Part I	A vehicle having a maximum speed not exceeding 25 mph; A vehicle first used before 1st April 1986 being an agricultural vehicle or a works truck; A vehicle first used before 1st April 1980; A vehicle having an overall width which does not exceed 1300 mm.
End-outline marker lamp	Schedule 13: Part I	A vehicle having a maximum speed not exceeding 25 mph; A motor vehicle having an overall width not exceeding 2100 mm; An incomplete vehicle proceeding to a works for completion or to a place where it is to be stored or displayed for sale; A motor vehicle first used before 1st April 1991.
Rear registration plate lamp	Schedule 15.	A vehicle not required to be fitted with a rear registration plate; A works truck.
Side retro reflector	Schedule 17: Part I	A vehicle having a maximum speed not exceeding 25 mph; A goods vehicle— (a) first used on or after 1st April

(Table I continued)

(1) Type of lamp, reflector, rear marking or device	(2) Schedule in which relevant installation and performance requirements are specified	(3) Exceptions
Rear retro reflector Rear marking	Schedule 18: Part I Schedule 19: Part I	<p>1986, the overall length of which does not exceed 6 m; or</p> <p>(b) first used before 1st April 1986, the overall length of which does not exceed 8 m;</p> <p>A passenger vehicle;</p> <p>An incomplete vehicle proceeding to a works for completion or to a place where it is to be stored or displayed for sale;</p> <p>A vehicle primarily constructed for moving excavated material and being used by virtue of an Order under section 44 of the Act;</p> <p>A mobile crane or engineering plant.</p> <p>None.</p> <p>A vehicle having a maximum speed not exceeding 25 mph;</p> <p>A vehicle first used before 1st August 1982, the unladen weight of which does not exceed 3050 kg;</p> <p>A vehicle the maximum gross weight of which does not exceed 7500 kg;</p> <p>A passenger vehicle not being an articulated bus;</p> <p>A tractive unit for an articulated vehicle;</p> <p>An incomplete vehicle proceeding to a works for completion or to a place where it is to be stored or displayed for sale;</p> <p>A vehicle first used before 1st April 1986 being an agricultural vehicle, a works truck or engineering plant;</p> <p>A vehicle first used before 1st January 1940;</p> <p>A home forces' vehicle;</p> <p>A vehicle constructed or adapted for—</p> <ul style="list-style-type: none">(a) fire fighting or fire salvage;(b) servicing or controlling aircraft;(c) heating and dispensing tar or other material for the construction or maintenance of roads; or(d) transporting two or more vehicles or vehicle bodies or two or more boats.

TABLE II

Solo motor bicycle and motor bicycle combination

(1) <i>Type of lamp or reflector</i>	(2) <i>Schedule in which relevant installation and performance requirements are specified</i>	(3) <i>Exceptions</i>
Front position lamp	Schedule 2: Part I	A solo motor bicycle fitted with a headlamp.
Dipped-beam headlamp	Schedule 4: Part I	A vehicle first used before 1st January 1931.
Main-beam headlamp	Schedule 5: Part I	A vehicle having a maximum speed not exceeding 25 mph; A vehicle first used before 1st January 1972 and having an engine with a capacity of less than 50 cc; A vehicle first used before 1st January 1931.
Direction indicator	Schedule 7: Part I	A vehicle having a maximum speed not exceeding 25 mph; A vehicle first used before 1st April 1986; A vehicle which is constructed or adapted primarily for use off roads (whether by reason of its tyres, suspension, ground clearance or otherwise) and which can carry only one person or which, in the case of a motor bicycle combination, can carry only the rider and one passenger in the sidecar.
Rear position lamp	Schedule 10: Part I	None.
Stop lamp	Schedule 12: Part I	A vehicle having a maximum speed not exceeding 25 mph; A vehicle first used before 1st April 1986 and having an engine with a capacity of less than 50 cc; A vehicle first used before 1st January 1936.
Rear registration plate lamp	Schedule 15	A vehicle not required to be fitted with a rear registration plate.
Rear retro reflector	Schedule 18: Part I	None.

TABLE III

Pedal cycle

(1) <i>Type of lamp or reflector</i>	(2) <i>Schedule in which relevant installation and performance requirements are specified</i>	(3) <i>Exceptions</i>
Front position lamp	Schedule 2: Part I	None.
Rear position lamp	Schedule 10: Part I	None.
Rear retro reflector	Schedule 18: Part I	None.
Pedal retro reflector	Schedule 20: Part I	A pedal cycle manufactured before 1st October 1985.

TABLE IV

Pedestrian-controlled vehicle, horse-drawn vehicle and track-laying vehicle

(1) <i>Type of lamp or reflector</i>	(2) <i>Schedule in which relevant installation and performance requirements are specified</i>	(3) <i>Exceptions</i>
Front position lamp	Schedule 2: Part I	None.
Rear position lamp	Schedule 10: Part I	None.
Rear retro reflector	Schedule 18: Part I	None.

TABLE V

Vehicle drawn or propelled by hand

(1) <i>Type of lamp or reflector</i>	(2) <i>Schedule in which relevant installation and performance requirements are specified</i>	(3) <i>Exceptions</i>
Front position lamp	Schedule 2: Part I	None.
Rear position lamp	Schedule 10: Part I	A vehicle fitted with a rear retro reflector.
Rear retro reflector	Schedule 18: Part I	A vehicle fitted with a rear position lamp.

TABLE VI

Trailer drawn by a motor vehicle

(1) <i>Type of lamp, reflector or rear marking</i>	(2) <i>Schedule in which relevant installation and performance requirements are specified</i>	(3) <i>Exceptions</i>
Front position lamp	Schedule 2: Part I	A trailer with an overall width not exceeding 1600 mm; A trailer manufactured before 1st October 1985 the overall length of which, excluding any drawbar and any fitting for its attachment, does not exceed 2300 mm; A trailer constructed or adapted for the carriage and launching of a boat.
Direction indicator	Schedule 7: Part I	A trailer manufactured before 1st September 1965; An agricultural vehicle or a works trailer in either case manufactured before 1st October 1990.
Side marker lamp	Schedule 9: Part I	A trailer the overall length of which, excluding any drawbar and any fitting for its attachment, does not exceed— (a) 6 m, (b) 9.15 m in the case of a trailer

(Table VI continued)

(1) <i>Type of lamp, reflector or rear marking</i>	(2) <i>Schedule in which relevant installation and performance requirements are specified</i>	(3) <i>Exceptions</i>
		manufactured before 1st October 1990; An incomplete trailer proceeding to a works for completion or to a place where it is to be stored or displayed for sale; An agricultural vehicle or a works trailer; A caravan; A trailer constructed or adapted for the carriage and launching of a boat; A trailer in respect of which the following conditions are satisfied— (a) there is fitted to the trailer all the lighting and light-signalling devices listed in items 1.5.7 to 1.5.20 of Annex I of Community Directive 76/756/EEC, as amended, which are required to be fitted under that Annex; and (b) all those devices are so installed and maintained that they comply with the requirements set out in items 3 and 4 of that Annex.
Rear position lamp	Schedule 10: Part I	None.
Rear fog lamp	Schedule 11: Part I	A trailer manufactured before 1st April 1980; A trailer the overall width of which does not exceed 1300 mm; An agricultural vehicle or a works trailer.
Stop lamp	Schedule 12: Part I	An agricultural vehicle or a works trailer.
End-outline marker lamp	Schedule 13: Part I	A trailer having an overall width not exceeding 2100 mm; An incomplete trailer proceeding to a works for completion or to a place where it is to be stored or displayed for sale; An agricultural vehicle or a works trailer; A trailer manufactured before 1st October 1990.
Rear registration plate lamp	Schedule 15	A trailer not required to be fitted with a rear registration plate.
Side retro reflector	Schedule 17: Part I	A trailer the overall length of which, excluding any drawbar, does not exceed 5 m; An incomplete trailer proceeding to a works for completion or to a place where it is to be stored or displayed for sale; Engineering plant; A trailer primarily constructed for moving excavated material and which is being used by virtue of an Order under section 44 of the Act.

(Table VI continued)

(1) <i>Type of lamp, reflector or rear marking</i>	(2) <i>Schedule in which relevant installation and performance requirements are specified</i>	(3) <i>Exceptions</i>
Front retro reflector	Schedule 21: Part I	A trailer manufactured before 1st October 1990; An agricultural vehicle or a works trailer.
Rear retro reflector	Schedule 18: Part I	None.
Rear marking	Schedule 19: Part I	A trailer manufactured before 1st August 1982 the unladen weight of which does not exceed 1020 kg; A trailer the maximum gross weight of which does not exceed 3500 kg; An incomplete trailer proceeding to a works for completion or to a place where it is to be stored or displayed for sale; An agricultural vehicle, a works trailer or engineering plant; A trailer drawn by a bus; A home forces' vehicle; A trailer constructed or adapted for— (a) fire fighting or fire salvage; (b) servicing or controlling aircraft; (c) heating and dispensing tar or other material for the construction or maintenance of roads; (d) carrying asphalt or macadam, in each case being mixing or drying plant; or (e) transporting two or more vehicles or vehicle bodies or two or more boats.

TABLE VII

Trailer drawn by a pedal cycle

(1) <i>Type of lamp, reflector or rear marking</i>	(2) <i>Schedule in which relevant installation and performance requirements are specified</i>	(3) <i>Exceptions</i>
Rear position lamp	Schedule 10: Part I	None.
Rear retro reflector	Schedule 18: Part I	None.

SCHEDULE 2

(Regulations 18 and 20)

PART I

REQUIREMENTS RELATING TO OBLIGATORY FRONT POSITION LAMPS AND TO OPTIONAL FRONT POSITION LAMPS TO THE EXTENT SPECIFIED IN PART II

- | | |
|--|---|
| 1. Number- | |
| (a) Any vehicle not covered by sub-paragraph (b), (c), (d), (e) or (f): | Two |
| (b) A pedal cycle with less than four wheels and without a sidecar: | One |
| (c) A solo motor bicycle: | One |
| (d) A motor bicycle combination with a headlamp on the motor bicycle: | One, on the sidecar |
| (e) An invalid carriage: | One |
| (f) A vehicle drawn or propelled by hand: | One |
|
 | |
| 2. Position- | |
| (a) Longitudinal: | No requirement |
| (b) Lateral- | |
| (i) Where two front position lamps are required to be fitted- | |
| (A) Maximum distance from the side of the vehicle- | |
| (1) A motor vehicle first used on or after 1st April 1986: | 400 mm |
| (2) A trailer manufactured on or after 1st October 1985: | 150 mm |
| (3) Any other vehicle manufactured on or after 1st October 1985: | 400 mm |
| (4) A motor vehicle first used before 1st April 1986 and any other vehicle manufactured before 1st October 1985: | 510 mm |
| (B) Minimum separation distance between front position lamps: | No requirement |
| (ii) Where one front position lamp is required to be fitted- | |
| (A) A sidecar forming part of a motor bicycle combination: | On the centre-line of the sidecar or on the side of the sidecar furthest from the motor bicycle |
| (B) Any other vehicle: | On the centre-line or off-side of the vehicle |
| (c) Vertical- | |
| (i) Maximum height above the ground- | |
| (A) Any vehicle not covered by sub-paragraph (B), (C) or (D): | 1500 mm or, if the structure of the vehicle makes this impracticable, 2100 mm |
| (B) A motor vehicle first used before 1st April 1986 and a trailer manufactured before 1st October 1985: | 2300 mm |
| (C) A motor vehicle, first used on or after 1st April 1986, having a maximum speed not exceeding 25 mph: | 2100 mm |

(D) A large passenger-carrying vehicle and a road clearance vehicle:	No requirement
(ii) Minimum height above the ground	No requirement
3. Angles of visibility-	
(a) A motor vehicle (not being a motor bicycle combination or an agricultural vehicle) first used on or after 1st April 1986 and a trailer manufactured on or after 1st October 1985-	
(i) Horizontal-	
(A) Where one lamp is required to be fitted:	80° to the left and to the right
(B) Where two lamps are required to be fitted:	80° outwards and 45° inwards (5° inwards in the case of a trailer)
(ii) Vertical-	
(A) Any case not covered by sub-paragraph (B):	15° above and below the horizontal
(B) Where the highest part of the illuminated area of the lamp is less than 750 mm above the ground:	15° above and 5° below the horizontal
(b) Any other vehicle:	Visible to the front
4. Alignment:	To the front
5. Markings-	
(a) A motor vehicle (other than a solo motor bicycle or a motor bicycle combination) first used on or after 1st January 1972 and a trailer manufactured on or after 1st October 1985:	An approval mark
(b) A solo motor bicycle and a motor bicycle combination in either case first used on or after 1st April 1986:	An approval mark
(c) Any other vehicle manufactured or first used on or after 1st October 1990:	An approval mark or a British Standard mark
(d) Any other vehicle:	No requirement
6. Size of illuminated area:	No requirement
7. Colour:	White or, if incorporated in a headlamp which is capable of emitting only a yellow light, yellow
8. Wattage:	No requirement
9. Intensity-	
(a) A front position lamp bearing any of the markings mentioned in paragraph 5:	No requirement
(b) Any other front position lamp:	Visible from a reasonable distance
10. Electrical connections:	No individual requirement
11. Tell-tale:	No requirement

12. Other requirements—
- (a) Except in the case of a vehicle covered by sub-paragraph (b), where two front position lamps are required to be fitted they shall form a pair.
 - (b) In the case of a trailer manufactured before 1st October 1985 and a motor bicycle combination, where two front position lamps are required to be fitted they shall be fitted on each side of the longitudinal axis of the vehicle.

13. Definitions—

In this Schedule—

“approval mark” means—

- (a) in relation to a solo motor bicycle or a motor bicycle combination, a marking designated as an approval mark by regulation 4 of the Designation of Approval Marks Regulations and shown at item 50A of Schedule 2 to those Regulations, and
- (b) in relation to any other motor vehicle or any trailer, either—
 - (i) a marking designated as an approval mark by regulation 5 of the Designation of Approval Marks Regulations and shown at item 5 of Schedule 4 to those Regulations, or
 - (ii) a marking designated as an approval mark by regulation 4 of the Designation of Approval Marks Regulations and shown at item 7 of Schedule 2 to those Regulations;

“British Standard mark” means the mark indicated in the specification for photometric and physical requirements for lighting equipment published by the British Standards Institution under the reference BS 6102: Part 3: 1986, namely “BS 6102/3”.

PART II

REQUIREMENTS RELATING TO OPTIONAL FRONT POSITION LAMPS

1. In the case of a solo motor bicycle first used on or after 1st April 1991 which is not fitted with any obligatory front position lamp, not more than two may be fitted which must comply with the requirement specified in paragraph 7 of Part I. Where two are fitted these shall be situated as close together as possible.
2. In the case of a solo motor bicycle first used on or after 1st April 1991 which is fitted with one obligatory front position lamp, not more than one additional lamp may be fitted which must comply with the requirement specified in paragraph 7 of Part I and shall be situated as close as possible to the obligatory front position lamp.
3. In the case of any other vehicle the only requirement prescribed by these Regulations in respect of any which are fitted is that in paragraph 7 of Part I.

SCHEDULE 3

(Regulations 18 and 20)

PART I

REQUIREMENTS RELATING TO OBLIGATORY DIM-DIP DEVICES AND RUNNING LAMPS

1. A dim-dip device fitted to satisfy regulation 18 shall cause light to be emitted from the dipped-beam filament of each obligatory dipped-beam headlamp, each such light having, so far as is practicable, an intensity of between 10 and 20 per cent of the intensity of the normal dipped beam.
2. Running lamps fitted to satisfy regulation 18 shall be in the form of a matched pair of front lamps, each of which—
 - (a) is fitted in a position in which an obligatory front position lamp may lawfully be fitted, and
 - (b) is capable of emitting white light to the front having an intensity of not less than 200

candelas, measured from directly in front of the centre of the lamp in a direction parallel to the longitudinal axis of the vehicle, and of not more than 800 candelas in any direction.

3. The electrical connections to the obligatory dim-dip device or running lamps, as the case may be, shall be such that the light output specified in paragraph 1 or 2 above is emitted automatically whenever—

- (a) the engine of the vehicle is running, or the key or devices which control the starting or stopping of the engine are in the normal position for driving the vehicle, and
 - (i) the obligatory position lamps, but not the headlamps, of the vehicle are switched on, or
 - (ii) the obligatory position lamps are switched off.

PART II

REQUIREMENTS RELATING TO OPTIONAL DIM-DIP DEVICES AND RUNNING LAMPS

There is no requirement relating to an optional dim-dip device or an optional running lamp.

SCHEDULE 4

(Regulations 18 and 20)

PART I

REQUIREMENTS RELATING TO OBLIGATORY DIPPED-BEAM HEADLAMPS AND TO OPTIONAL DIPPED-BEAM HEADLAMPS TO THE EXTENT SPECIFIED IN PART II

1. Number—

(a) Any vehicle not covered by sub-paragraph (b), (c), (d) or (e):	Two
(b) A solo motor bicycle and a motor bicycle combination:	One
(c) A motor vehicle with three wheels, other than a motor bicycle combination, first used before 1st January 1972:	One
(d) A motor vehicle with three wheels, other than a motor bicycle combination, first used on or after 1st January 1972 and which has an unladen weight of not more than 400 kg and an overall width of not more than 1300 mm:	One
(e) A bus first used before 1st October 1969:	One

2. Position—

(a) Longitudinal:	No requirement
(b) Lateral—	
(i) Where two dipped-beam headlamps are required to be fitted—	
(A) Maximum distance from the side of the vehicle—	
(1) Any vehicle not covered by sub-paragraph (2) or (3):	400 mm
(2) A vehicle first used before 1st January 1972:	No requirement
(3) An agricultural vehicle, engineering plant and an industrial tractor:	No requirement
(B) Minimum separation distance between a pair of dipped-beam headlamps:	No requirement
(ii) Where one dipped-beam headlamp is required to be fitted—	
(A) Any vehicle not covered by sub-paragraph (B):	(i) On the centre-line of the motor vehicle (disregarding any sidecar forming part of a motor bicycle combination), or (ii) At any distance from the side of the motor

vehicle (disregarding any sidecar forming part of a motor bicycle combination) provided that a duplicate lamp is fitted on the other side so that together they form a matched pair. In such a case, both lamps shall be regarded as obligatory lamps.

- (B) A bus first used before 1st October 1969: No requirement
- (c) Vertical—
- (i) Maximum height above the ground—
- (A) Any vehicle not covered by sub-paragraph (B): 1200 mm
- (B) A vehicle first used before 1st January 1952, an agricultural vehicle, a road clearance vehicle, an aerodrome fire tender, an aerodrome runway sweeper, an industrial tractor, engineering plant and a home forces' vehicle: No requirement
- (ii) Minimum height above the ground—
- (A) Any vehicle not covered by sub-paragraph (B): 500 mm
- (B) A vehicle first used before 1st January 1956: No requirement
3. Angles of visibility: No requirement
4. Alignment—
- When a vehicle is at its kerbside weight and has a weight of 75 kg on the driver's seat, and any manual headlamp levelling device control is set to the stop position, the alignment of every dipped-beam headlamp shall, as near as practicable, be as follows:
- (a) In the case of a vehicle having a maximum speed exceeding 25 mph—
- (i) If the dipped-beam headlamp bears an approval mark its aim shall be set so that the horizontal part of the cut-off of the beam pattern is inclined downwards as indicated by the vehicle manufacturer in a marking on the vehicle, as mentioned in sub-paragraph 12(b) or, where no such marking is provided—
- (A) 1.3 per cent if the height of the centre of the headlamp is not more than 850 mm above the ground, or
- (B) 2 per cent if the height of the centre of the headlamp is more than 850 mm above the ground;
- (ii) If the dipped-beam headlamp does not bear an approval mark and the headlamp can also be used as a main-beam headlamp its aim shall be set so that the centre of the main-beam pattern is horizontal or inclined slightly below the horizontal;
- (iii) If the dipped-beam headlamp does not bear an approval mark and the headlamp cannot also be used as a main-beam headlamp its aim shall be set so as not to cause undue dazzle or discomfort to other persons using the road;
- (b) In the case of a vehicle having a maximum speed not exceeding 25 mph—
- (i) If the dipped-beam headlamp bears an approval mark or not and the headlamp can also be used as a main-beam headlamp its aim shall be set so that the centre of the main-beam pattern is horizontal or inclined slightly below the horizontal;
- (ii) If the dipped-beam headlamp bears an approval mark or not and the headlamp cannot also be used as a main-beam headlamp its aim shall be set so as not to cause undue dazzle or discomfort to other persons using the road.
5. Markings—
- (a) Any vehicle not covered by sub-paragraph (b), (c) or (d): An approval mark or a British Standard mark
- (b) A motor vehicle first used before 1st April 1986: No requirement
- (c) A three-wheeled motor vehicle, not being a motor bicycle combination, first used on or after 1st April 1986 and having a maximum speed not exceeding 50 mph: No requirement
- (d) A solo motor bicycle and a motor bicycle combination: No requirement

- | | |
|--|------------------|
| 6. Size of illuminated area: | No requirement |
| 7. Colour: | White or yellow |
| 8. Wattage— | |
| (a) A motor vehicle with four or more wheels first used on or after 1st April 1986: | No requirement |
| (b) A three-wheeled motor vehicle, not being a motor bicycle combination, first used on or after 1st April 1986— | |
| (i) having a maximum speed not exceeding 50 mph: | 15 watts minimum |
| (ii) having a maximum speed exceeding 50 mph: | No requirement |
| (c) A motor vehicle with four or more wheels first used before 1st April 1986: | 30 watts minimum |
| (d) A three-wheeled motor vehicle, not being a motor bicycle combination, first used before 1st April 1986: | 24 watts minimum |
| (e) A solo motor bicycle and a motor bicycle combination— | |
| (i) having an engine not exceeding 250 cc and a maximum speed not exceeding 25 mph: | 10 watts minimum |
| (ii) having an engine not exceeding 250 cc and a maximum speed exceeding 25 mph: | 15 watts minimum |
| (iii) having an engine exceeding 250 cc: | 24 watts minimum |
| 9. Intensity: | No requirement |
| 10. Electrical connections— | |
| Where a matched pair of dipped-beam headlamps is fitted they shall be capable of being switched on and off simultaneously and not otherwise. | |
| 11. Tell-tale: | No requirement |
| 12. Other requirements— | |
| (a) Every dipped-beam headlamp shall be so constructed that the direction of the beam of light emitted therefrom can be adjusted whilst the vehicle is stationary. | |
| (b) Every vehicle which— | |
| (i) is fitted with dipped-beam headlamps bearing an approval mark, | |
| (ii) has a maximum speed exceeding 25 mph, and | |
| (iii) is first used on or after 1st April 1991 | |
| shall be marked with a clearly legible and indelible marking, as illustrated in Schedule 23, close to either the headlamps or the manufacturer's plate showing the setting recommended by the manufacturer for the downward inclination of the horizontal part of the cut-off of the beam pattern of the dipped-beam headlamps when the vehicle is at its kerbside weight and has a weight of 75 kg on the driver's seat. That setting shall be a single figure— | |
| (A) between 1 and 1.5 per cent if the height of the centre of the headlamp is not more than 850 mm above the ground, and | |
| (B) between 1 and 2 per cent if the height of the centre of the headlamp is more than 850 mm above the ground. | |
| (c) Every dipped-beam headlamp fitted to a vehicle first used on or after 1st April 1986 in accordance with this part of this Schedule shall be designed for a vehicle which is intended to be driven on the left-hand side of the road. | |
| (d) Where two dipped-beam headlamps are required to be fitted they shall form a matched pair. | |
| 13. Definitions— | |
| In this Schedule— | |
| “approval mark” means either— | |
| (a) a marking designated as an approval mark by regulation 5 of the Designation of Approval Marks Regulations and shown at item 12 or 13 or 14 or 16 or, in the case of a vehicle having a maximum speed not exceeding 25 mph, 27 or 28 of Schedule 4 to those Regulations, or | |
| (b) a marking designated as an approval mark by regulation 4 of the Designation of Approval Marks Regulations and shown at item 1A or 1B or 1C or 1E or 5A or 5B or 5C | |

or 5E or 8C or 8D or 8E or 8F or 8G or 8H or 8K or 8L or 20C or 20D or 20E or 20F or 20G or 20H or 20K or 20L or 31A or 31C or, in the case of a vehicle having a maximum speed not exceeding 25 mph, 1H or 1I or 5H or 5I of Schedule 2 to those Regulations; and

“British Standard mark” means the specification for sealed beam headlamps published by the British Standards Institution under the reference BS AU 40: Part 4a: 1966 as amended by Amendment AMD 2188 published in December 1976, namely “B.S. AU40”.

PART II

REQUIREMENTS RELATING TO OPTIONAL DIPPED-BEAM HEADLAMPS

1. In the case of a vehicle with three or more wheels having a maximum speed exceeding 25 mph first used on or after 1st April 1991, two and not more than two may be fitted and the only requirements prescribed by these Regulations in respect of any which are fitted are—

- (a) those specified in paragraphs 2(c), 4, 7, 10 and 12(a) of Part I,
- (b) that they are designed for a vehicle which is intended to be driven on the right-hand side of the road,
- (c) that they form a matched pair, and
- (d) that their electrical connections are such that not more than one pair of dipped-beam headlamps is capable of being illuminated at a time.

2. In the case of any other vehicle, any number may be fitted and the only requirements prescribed by these Regulations in respect of any which are fitted are those specified in paragraphs 2(c), 4, 7 and 12(a) of Part I.

SCHEDULE 5

(Regulations 18 and 20)

PART I

REQUIREMENTS RELATING TO OBLIGATORY MAIN-BEAM HEADLAMPS AND TO OPTIONAL MAIN-BEAM HEADLAMPS TO THE EXTENT SPECIFIED IN PART II

1. Number—

- | | |
|---|-----|
| (a) Any vehicle not covered by sub-paragraph (b), (c) or (d): | Two |
| (b) A solo motor bicycle and motor bicycle combination: | One |
| (c) A motor vehicle with three wheels, other than a motor bicycle combination, first used before 1st January 1972: | One |
| (d) A motor vehicle with three wheels, other than a motor bicycle combination, first used on or after 1st January 1972 and which has an unladen weight of not more than 400 kg and an overall width of not more than 1300 mm: | One |

2. Position—

- | | |
|--|--|
| (a) Longitudinal: | No requirement |
| (b) Lateral— | |
| (i) Where two main-beam headlamps are required to be fitted— | |
| (A) Maximum distance from the side of the vehicle: | The outer edges of the illuminated areas must in no case be closer to the side of the vehicle than the outer edges of the illuminated areas of the obligatory dipped-beam headlamps. |
| (B) Maximum separation distance between a pair of main-beam headlamps: | No requirement |
| (ii) Where one main-beam headlamp is required to be fitted: | (i) On the centre-line of the motor vehicle (disregarding any sidecar forming part of a motor bicycle combination), or |

	(ii) At any distance from the side of the vehicle (disregarding any sidecar forming part of a motor bicycle combination) provided that a duplicate lamp is fitted on the other side so that together they form a matched pair. In such a case, both lamps shall be treated as obligatory lamps.
(c) Vertical:	No requirement
3. Angles of visibility:	No requirement
4. Alignment:	To the front
5. Markings-	
(a) Any vehicle not covered by sub-paragraph (b), (c) or (d):	An approval mark or a British Standard mark
(b) A motor vehicle first used before 1st April 1986:	No requirement
(c) A three-wheeled motor vehicle, not being a motor bicycle combination, first used on or after 1st April 1986 and having a maximum speed not exceeding 50 mph:	No requirement
(d) A solo motor bicycle and a motor bicycle combination:	No requirement
6. Size of illuminated area:	No requirement
7. Colour:	White or yellow
8. Wattage-	
(a) A motor vehicle, other than a solo motor bicycle or motor bicycle combination, first used on or after 1st April 1986:	No requirement
(b) A motor vehicle, other than a solo motor bicycle or a motor bicycle combination, first used before 1st April 1986:	30 watts minimum
(c) A solo motor bicycle and a motor bicycle combination-	
(i) having an engine not exceeding 250 cc:	15 watts minimum
(ii) having an engine exceeding 250 cc:	30 watts minimum
9. Intensity:	No requirement
10. Electrical connections-	
(a) Every main-beam headlamp shall be so constructed that the light emitted therefrom-	
(i) can be deflected at the will of the driver to become a dipped beam, or	
(ii) can be extinguished by the operation of a device which at the same time either-	
(A) causes the lamp to emit a dipped beam, or	
(B) causes another lamp to emit a dipped beam.	
(b) Where a matched pair of main-beam headlamps is fitted they shall be capable of being switched on and off simultaneously and not otherwise.	
11. Tell-tale-	
(a) Any vehicle not covered by sub-paragraph (b):	A circuit-closed tell-tale shall be fitted
(b) A motor vehicle first used before 1st April 1986:	No requirement

12. Other requirements—
- (a) Every main-beam headlamp shall be so constructed that the direction of the beam of light emitted therefrom can be adjusted whilst the vehicle is stationary.
 - (b) Except in the case of a bus first used before 1st October 1969, where two main-beam headlamps are required to be fitted they shall form a matched pair.

13. Definitions—

In this Schedule—

“approval mark” means—

- (a) a marking designated as an approval mark by regulation 5 of the Designation of Approval Marks Regulations and shown at item 12 or 13 or 17 of Schedule 4 to those Regulations; or
- (b) a marking designated as an approval mark by regulation 4 of the Designation of Approval Marks Regulations and shown at item 1A or 1B or 1F or 5A or 5B or 5F or 8C or 8D or 8E or 8F or 8M or 8N or 20C or 20D or 20E or 20F or 20M or 20N or 31A or 31D of Schedule 2 to those Regulations; and

“British Standard mark” means the specification for sealed beam headlamps published by the British Standards Institution under the reference BS AU 40: Part 4a: 1966 as amended by Amendment AMD 2188 published in December 1976, namely “B.S. AU40”.

PART II

REQUIREMENTS RELATING TO OPTIONAL MAIN-BEAM HEADLAMPS

Any number may be fitted and the only requirements prescribed by these Regulations in respect of any which are fitted are those specified in paragraphs 7, 10 and 12(a) of Part I and, in the case of a motor vehicle first used on or after 1st April 1991, paragraph 5 of Part I.

SCHEDULE 6

(Regulation 20)

REQUIREMENTS RELATING TO OPTIONAL FRONT FOG LAMPS

- | | | |
|--|--|---|
| 1. Number— | | |
| (a) Any vehicle not covered by sub-paragraph (b): | | No requirement |
| (b) A motor vehicle, other than a motor bicycle or motor bicycle combination, first used on or after 1st April 1991: | | Not more than two |
| 2. Position— | | |
| (a) Longitudinal: | | No requirement |
| (b) Lateral— | | |
| (i) Where a pair of front fog lamps is used in conditions of seriously reduced visibility in place of the obligatory dipped beam headlamps— | | |
| Maximum distance from side of vehicle: | | 400 mm |
| (ii) in all other cases: | | No requirement |
| (c) Vertical— | | |
| (i) Maximum height above the ground— | | |
| (A) Any vehicle not covered by sub-paragraph (B): | | 1200 mm |
| (B) An agricultural vehicle, a road clearance vehicle, an aerodrome fire tender, an aerodrome runway sweeper, an industrial tractor, engineering plant and a home forces' vehicle: | | No requirement |
| (ii) Minimum height above the ground: | | No requirement |
| 3. Angles of visibility: | | No requirement |
| 4. Alignment: | | To the front and so aimed that the upper edge of the beam is, as near as practic- |

able, 3 per cent below the horizontal when the vehicle is at its kerbside weight and has a weight of 75 kg on the driver's seat

5. Markings--
- (a) A vehicle first used on or after 1st April 1986: An approval mark
 - (b) A vehicle first used before 1st April 1986: No requirement
6. Size of illuminated area: No requirement
7. Colour: White or yellow
8. Wattage: No requirement
9. Intensity: No requirement
10. Electrical connections: No individual requirement
11. Tell-tale: No requirement
12. Other requirements--
Every front fog lamp shall be so constructed that the direction of the beam of light emitted therefrom can be adjusted whilst the vehicle is stationary.
13. Definitions--
In this Schedule "approval mark" means either--
- (a) a marking designated as an approval mark by regulation 5 of the Designation of Approval Marks Regulations and shown at item 19 of Schedule 4 to those Regulations; or
 - (b) a marking designated as an approval mark by regulation 4 of the Designation of Approval Marks Regulations and shown at item 19 or 19A of Schedule 2 of those Regulations.

SCHEDULE 7

(Regulations 18 and 20)

PART I

REQUIREMENTS RELATING TO OBLIGATORY DIRECTION INDICATORS AND TO OPTIONAL DIRECTION INDICATORS TO THE EXTENT SPECIFIED IN PART II

1. Number (on each side of a vehicle)--
- (a) A motor vehicle with three or more wheels, not being a motor bicycle combination, first used on or after 1st April 1986: One front indicator (Category 1, 1a or 1b), one rear indicator (Category 2, 2a or 2b) and one side repeater indicator (Category 5) or, in the case of a motor vehicle having a maximum speed not exceeding 25 mph, one front indicator (Category 1, 1a or 1b) and one rear indicator (Category 2, 2a or 2b).
 - (b) A trailer manufactured on or after 1st October 1985 drawn by a motor vehicle: One rear indicator (Category 2, 2a or 2b) or, in the case of a trailer towed by a solo motor bicycle or a motor bicycle combination, one rear indicator (Category 12).

- | | |
|---|--|
| (c) A solo motor bicycle and a motor bicycle combination, in each case first used on or after 1st April 1986: | One front indicator (Category 1, 1a, 1b or 11) and one rear indicator (Category 2, 2a, 2b or 12). |
| (d) A motor vehicle first used on or after 1st January 1936 and before 1st April 1986, a trailer manufactured on or after 1st January 1936 and before 1st October 1985, a pedal cycle with or without a sidecar or a trailer, a horse-drawn vehicle and a vehicle drawn or propelled by hand: | Any arrangement of indicators so as to satisfy the requirements for angles of visibility in paragraph 3. |
| (e) A motor vehicle first used before 1st April 1936 and any trailer manufactured before that date: | Any arrangement of indicators so as to make the intention of the driver clear to other road users. |

2. Position—

- | | |
|---|---|
| (a) Longitudinal— | |
| (i) A side repeater indicator which is required to be fitted in accordance with paragraph 1(a): | Within 2600 mm of the front of the vehicle |
| (ii) Any other indicator: | No requirement |
| (b) Lateral— | |
| (i) Maximum distance from the side of the vehicle— | |
| (A) Any vehicle not covered by sub-paragraph (B): | 400 mm |
| (B) A motor vehicle first used before 1st April 1986, a trailer manufactured before 1st October 1985, a solo motor bicycle, a pedal cycle, a horse-drawn vehicle and a vehicle drawn or propelled by hand: | No requirement |
| (ii) Minimum separation distance between indicators on opposite sides of a vehicle— | |
| (A) A motor vehicle (other than a solo motor bicycle or a motor bicycle combination or an invalid carriage having a maximum speed not exceeding 8 mph) first used on or after 1st April 1986, a trailer manufactured on or after 1st October 1985, a horse-drawn vehicle, a pedestrian-controlled vehicle and a vehicle drawn or propelled by hand: | 500 mm or, if the overall width of the vehicle is less than 1400 mm, 400 mm |
| (B) A solo motor bicycle having an engine exceeding 50 cc and first used on or after 1st April 1986— | |
| (1) Front indicators: | 300 mm |
| (2) Rear indicators: | 240 mm |
| (C) A solo motor bicycle having an engine not exceeding 50 cc and first used on or after 1st April 1986 and a pedal cycle— | |
| (1) Front indicators: | 240 mm |
| (2) Rear indicators: | 180 mm |
| (D) A motor bicycle combination first used on or after 1st April 1986: | 400 mm |
| (E) An invalid carriage having a maximum speed not exceeding 8 mph— | |
| (1) Front indicators: | 240 mm |
| (2) Rear indicators: | 300 mm |
| (F) A motor vehicle first used before 1st April 1986 and a trailer manufactured before 1st October 1985: | No requirement |
| (iii) Minimum separation distance between a front indicator and any dipped-beam headlamp or front fog lamp— | |
| (A) Fitted to a motor vehicle, other than a solo motor bicycle or a motor bicycle combination, first used on or after 1st April 1991: | (a) in the case of a Category 1 indicator, 40 mm;
(b) in the case of a Category 1a indicator, 20 mm; |

	(c) in the case of a Category 1b indicator, no requirement
(B) Fitted to a solo motor bicycle or a motor bicycle combination in either case first used on or after 1st April 1986:	100 mm
(C) Fitted to any other vehicle:	No requirement
(c) Vertical—	
(i) Maximum height above the ground—	
(A) Any vehicle not covered by sub-paragraph (B) or (C):	1500 mm or, if the structure of the vehicle makes this impracticable, 2300 mm.
(B) A motor vehicle first used before 1st April 1986 and a trailer manufactured before 1st October 1985:	No requirement
(C) A motor vehicle having a maximum speed not exceeding 25 mph:	No requirement
(ii) Minimum height above the ground:	350 mm
3. Angles of visibility—	
(a) A motor vehicle first used on or after 1st April 1986 and a trailer manufactured on or after 1st October 1985—	
(i) Horizontal (see diagrams in Part III of this Schedule)—	
(A) A front or rear indicator fitted to a motor vehicle, other than a solo motor bicycle or a motor bicycle combination, having a maximum speed exceeding 25 mph and every rear indicator fitted to a trailer:	80° outwards and 45° inwards
(B) A front or rear indicator fitted to a solo motor bicycle or a motor bicycle combination:	80° outwards and 20° inwards
(C) A front or rear indicator fitted to a motor vehicle, other than a solo motor bicycle or a motor bicycle combination, having a maximum speed not exceeding 25 mph:	80° outwards and 3° inwards
(D) A side repeater indicator fitted to a motor vehicle or a trailer:	Between rearward angles of 5° outboard and 60° outboard or, in the case of a motor vehicle having a maximum speed not exceeding 25 mph where it is impracticable to comply with the 5° angle, this may be replaced by 10°.
(ii) Vertical—	
(A) Except as provided by sub-paragraph (B) or (C):	15° above and below the horizontal
(B) Where the highest part of the illuminated area of the lamp is less than 1900 mm above the ground and the vehicle is a motor vehicle having a maximum speed not exceeding 25 mph:	15° above and 10° below the horizontal
(C) Where the highest part of the illuminated area of the lamp is less than 750 mm above the ground:	15° above and 5° below the horizontal
(b) A motor vehicle first used before 1st April 1986, a trailer manufactured before 1st October 1985, a pedal cycle, a horse-drawn vehicle and a vehicle drawn or propelled by hand:	Such that at least one (but not necessarily the same) indicator on each side is plainly visible to the rear in the case of a trailer and both to the front and rear in the case of any other vehicle.

- | | |
|--|--|
| 4. Alignment- | |
| (a) A front indicator: | To the front |
| (b) A rear indicator: | To the rear |
| (c) A side repeater indicator (Category 5): | As shown in the first sketch in Part III of this Schedule |
| 5. Markings- | |
| (a) A motor vehicle, other than a solo motor bicycle or a motor bicycle combination, first used on or after 1st April 1986 and a trailer, other than a trailer drawn by a solo motor bicycle or a motor bicycle combination, manufactured on or after 1st October 1985: | An approval mark and, above such mark, the following numbers-
(a) in the case of a front indicator, "1", "1a" or "1b";
(b) in the case of a rear indicator, "2", "2a" or "2b";
(c) in the case of a side repeater indicator, "5". |
| (b) A solo motor bicycle and a motor bicycle combination in either case first used on or after 1st April 1986, a trailer, manufactured on or after 1st October 1985, drawn by such a solo motor bicycle or a motor bicycle combination, a pedal cycle, a horse-drawn vehicle and a vehicle drawn or propelled by hand: | An approval mark and, above such mark, the following numbers-
(a) in the case of a front indicator, "1", "1a", "1b" or "11";
(b) in the case of a rear indicator, "2", "2a", "2b" or "12";
(c) in the case of a side repeater indicator, "5". |
| (c) A motor vehicle first used before 1st April 1986 and a trailer manufactured before 1st October 1985: | No requirement |
| 6. Size of illuminated area: | No requirement |
| 7. Colour- | |
| (a) Any vehicle not covered by sub-paragraph (b): | Amber |
| (b) An indicator fitted to a motor vehicle first used before 1st September 1965 and any trailer drawn thereby- | |
| (i) if it shows only the front: | White or amber |
| (ii) if it shows only the rear: | Red or amber |
| (iii) if it shows both to the front and to the rear: | Amber |
| 8. Wattage- | |
| (a) Any front or rear indicator which emits a flashing light and does not bear an approval mark: | 15 to 36 watts |
| (b) Any other indicator: | No requirement |
| 9. Intensity- | |
| (a) An indicator bearing an approval mark: | No requirement |
| (b) An indicator not bearing an approval mark: | Such that the light is plainly visible from a reasonable distance |
| 10. Electrical connections- | |
| (a) All indicators on one side of a vehicle together with all indicators on that side of any trailer drawn by the vehicle, while so drawn, shall be operated by one switch. | |
| (b) All indicators on one side of a vehicle or combination of vehicles showing a flashing light shall flash in phase, except that in the case of a solo motor bicycle, a motor bicycle combination and a pedal cycle, the front and rear direction indicators on one side of the vehicle may flash alternately. | |
| 11. Tell-tale- | |
| (a) One or more indicators on each side of a vehicle to which indicators are fitted shall be so | |

designed and fitted that the driver when in his seat can readily be aware when it is in operation; or

- (b) The vehicle shall be equipped with an operational tell-tale for front and rear indicators (including any rear indicator on the rearmost of any trailers drawn by the vehicle).

12. Other requirements-

- (a) Every indicator (other than a semaphore arm, that is an indicator in the form of an illuminated sign which when in operation temporarily alters the outline of the vehicle to the extent of at least 150 mm measured horizontally and is visible from both the front and rear of the vehicle) shall when in operation show a light which flashes constantly at the rate of not less than 60 nor more than 120 flashes per minute. However, in the event of a failure, other than a short-circuit of an indicator, any other indicator on the same side of the vehicle or combination of vehicles may continue to flash, but the rate may be less than 60 or more than 120 flashes per minute. Every indicator shall when in operation perform efficiently regardless of the speed of the vehicle.
- (b) Where two front or rear direction indicators are fitted to a motor vehicle first used on or after 1st April 1986, and two rear direction indicators are fitted to a trailer manufactured on or after 1st October 1985, in each case they shall be fitted so as to form a pair.
- (c) A rear direction indicator on each side of a vehicle shall not be fitted on a boot lid or other movable part of the vehicle.

13. Definitions-

In this Schedule "approval mark" means either-

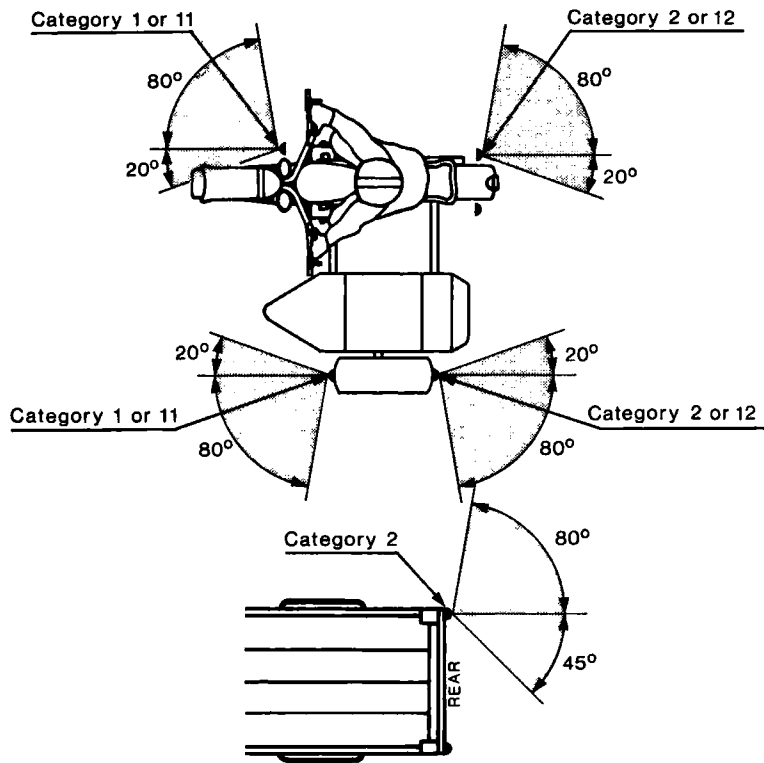
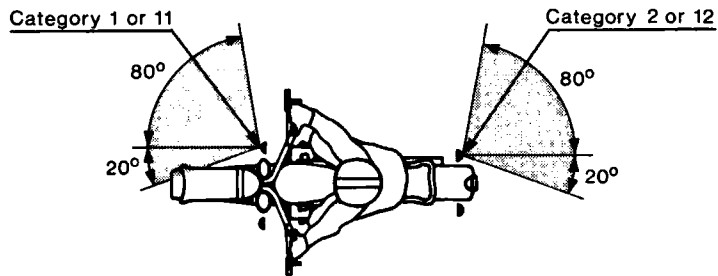
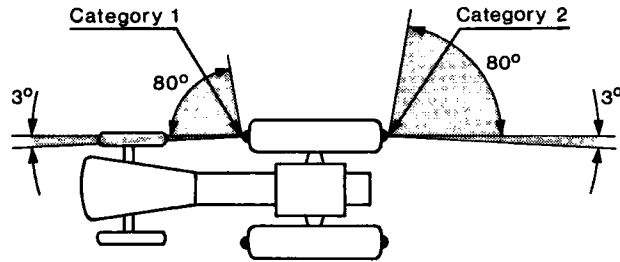
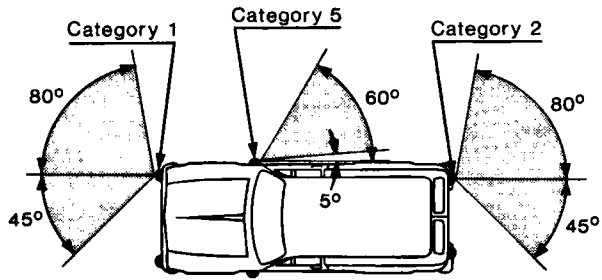
- (a) a marking designated as an approval mark by regulation 5 of the Designation of Approval Marks Regulations and shown at item 9 of Schedule 4 to those Regulations; or
- (b) a marking designated as an approval mark by regulation 4 of the Designation of Approval Marks Regulations and shown at item 6 or, in the case of a solo motor bicycle or a motor bicycle combination, a pedal cycle, a horse-drawn vehicle or a vehicle drawn or propelled by hand, at item 50 of Schedule 2 to those Regulations.

PART II

REQUIREMENTS RELATING TO OPTIONAL DIRECTION INDICATORS

1. No vehicle shall be fitted with a total of more than one front indicator nor more than two rear indicators, on each side.
2. Any number of side indicators may be fitted to the side (excluding the front and rear) of a vehicle.
3. The only other requirements prescribed by these Regulations in respect of any which are fitted are those specified in paragraphs 5, 7, 8, 9, 10, 11, 12(a) and 12(b) of Part I.

PART III



SCHEDULE 8

(Regulations 18 and 20)

REQUIREMENTS RELATING TO OBLIGATORY AND OPTIONAL HAZARD WARNING SIGNAL DEVICES

Every hazard warning signal device shall—

- (a) be operated by one switch;
- (b) cause all the direction indicators with which a vehicle or a combination of vehicles is equipped to flash in phase;
- (c) be provided with a circuit-closed tell-tale in the form of a flashing light which may operate in conjunction with any direction indicator tell-tale; and
- (d) be able to function even if the device which controls the starting and stopping of the engine is in a position which makes it impossible to start the engine.

SCHEDULE 9

(Regulations 18, 20 and 22)

PART I

REQUIREMENTS RELATING TO OBLIGATORY SIDE MARKER LAMPS AND TO OPTIONAL SIDE MARKER LAMPS TO THE EXTENT SPECIFIED IN PART II

1. Number—

- (a) A vehicle not covered by sub-paragraph (b) which is—
 - (i) a motor vehicle first used on or after 1st April 1991 or a trailer manufactured on or after 1st October 1990:
On each side: two and as many more as are sufficient to satisfy the requirements of paragraph 2(a)
 - (ii) a trailer manufactured before 1st October 1990:
One on each side
- (b) Long vehicles and vehicle combinations to which regulation 22 applies:
The numbers required by regulation 22

2. Position—

- (a) Longitudinal—
 - (i) A vehicle of a type mentioned in sub-paragraph 1(a)(i)—
 - (A) Maximum distance from the front of the vehicle, including any drawbar, in respect of the foremost side marker lamp on each side: 4 m
 - (B) Maximum distance from the rear of the vehicle in respect of the rearmost side marker lamp on each side: 1 m
 - (C) Maximum separation distance between the light-emitting surfaces of adjacent side marker lamps on the same side of the vehicle: 3 m or, if this is not practicable, 4 m
 - (ii) A vehicle of a type mentioned in sub-paragraph 1(a)(ii):
Such that no part of the light-emitting surface is forward of, or more than 1530 mm to the rear of, the centre point of the overall length of the trailer
 - (iii) Long vehicles and vehicle combinations, including any loads, to which regulation 22 applies:
As specified in regulation 22
- (b) Lateral:
No requirement
- (c) Vertical—
 - (i) Maximum height above the ground: 2300 mm
 - (ii) Minimum height above the ground: No requirement

3. Angles of visibility—

- (a) Horizontal:
45° to the left and to the right when viewed in a direction at right angles to the longitudinal axis of the vehicle

(b) Vertical:	No requirement
4. Alignment:	To the side
5. Markings:	No requirement
6. Size of illuminated area:	No requirement
7. Colour:	Amber or, if within 1 m of the rear of the vehicle it may be red or, if the vehicle is a trailer manufactured before 1st October 1990, it may be white when viewed from the front and red when viewed from the rear
8. Wattage:	No requirement
9. Intensity:	Visible from a reasonable distance
10. Electrical connections:	No individual requirement
11. Tell-tale:	No requirement

PART II

REQUIREMENTS RELATING TO OPTIONAL SIDE MARKER LAMPS

Any number may be fitted and the only requirement prescribed by these Regulations in respect of any which are fitted is that specified in paragraph 7 of Part I.

SCHEDULE 10

(Regulations 18 and 20)

PART I

REQUIREMENTS RELATING TO OBLIGATORY REAR POSITION LAMPS AND TO OPTIONAL REAR POSITION LAMPS TO THE EXTENT SPECIFIED IN PART II

1. Number-	
(a) Any vehicle not covered by sub-paragraph (b), (c), (d), (e), (f), (g) or (h):	Two
(b) A bus first used before 1st April 1955:	One
(c) A solo motor bicycle:	One
(d) A pedal cycle with less than four wheels and without a sidecar:	One
(e) A trailer drawn by a pedal cycle and a trailer, the overall width of which does not exceed 800 mm, drawn by a solo motor bicycle or by a motor bicycle combination:	One
(f) An invalid carriage having a maximum speed not exceeding 4 mph:	One
(g) A vehicle drawn or propelled by hand:	One
(h) A motor vehicle having three or more wheels and a maximum speed not exceeding 25 mph and a trailer drawn by any such vehicle if, in either case, the structure of the vehicle makes it impracticable to meet all of the relevant requirements of paragraphs 2 and 3 below with two lamps:	Four

2. Position-	
(a) Longitudinal:	At or near the rear
(b) Lateral-	
(i) Where two lamps are required to be fitted-	
(A) Maximum distance from the side of the vehicle-	
(1) Any vehicle not covered by sub-paragraph (2):	400 mm
(2) A motor vehicle first used before 1st April 1986 and any other vehicle manufactured before 1st October 1985:	800 mm
(B) Minimum separation distance between a pair of rear position lamps-	
(1) Any vehicle not covered by sub-paragraph (2):	500 mm. If the overall width of the vehicle is less than 1400 mm, 400 mm or if less than 800 mm, 300 mm
(2) A motor vehicle first used before 1st April 1986 and any other vehicle manufactured before 1st October 1985:	No requirement
(ii) Where one lamp is required to be fitted:	On the centre-line or off side of the vehicle
(iii) Where four lamps are required to be fitted-	
(A) Maximum distance from the side of the vehicle-	
(1) One pair of lamps:	Such that they satisfy the relevant requirements in sub-paragraph 2(b)(i)(A)
(2) The other pair of lamps:	No requirement
(B) Minimum separation distance between rear position lamps-	
(1) One pair of lamps:	Such that they satisfy the relevant requirements in sub-paragraph 2(b)(i)(B)
(2) The other pair of lamps:	No requirement
(c) Vertical-	
(i) Maximum height above the ground where one or two rear position lamps are required to be fitted-	
(A) Any vehicle not covered by sub-paragraph (B) or (C):	1500 mm or, if the structure of the vehicle makes this impracticable, 2100 mm
(B) A bus first used before 1st April 1986:	No requirement
(C) A motor vehicle first used before 1st April 1986 not being a bus, a trailer manufactured before 1st October 1985, an agricultural vehicle, a horse-drawn vehicle, an industrial tractor and engineering plant:	2100 mm
(ii) Maximum height above the ground where four rear position lamps are required to be fitted-	
(A) One pair of lamps:	Such that they satisfy the relevant requirements in paragraph 2(c)(i)
(B) The other pair of lamps:	No requirement
(iii) Minimum height above the ground-	
(A) A vehicle not covered by sub-paragraph (B):	350 mm
(B) A motor vehicle first used before 1st April 1986 and any other vehicle manufactured before 1st October 1985:	No requirement

3. Angles of visibility-
- (a) A motor vehicle, other than a motor bicycle combination, first used on or after 1st April 1986 and a trailer manufactured on or after 1st October 1985-
- (i) Horizontal-
- (A) Where two lamp are required to be fitted: 45° inwards and 80° outwards
- (B) Where one lamp is required to be fitted: 80° to the left and to the right
- (C) Where four lamps are required to be fitted-
- (1) The outer pair of lamps: 0° inwards and 80° outwards
- (2) The inner pair of lamps: 45° inwards and 80° outwards
- (ii) Vertical-
- (A) Where one or two rear position lamps are required to be fitted-
- (1) Any vehicle not covered by sub-paragraph (2) or (3): 15° above and below the horizontal
- (2) Where the highest part of the illuminated area of the lamp is less than 1500 mm above the ground: 15° above and 10° below the horizontal
- (3) Where the highest part of the illuminated area of the lamp is less than 750 mm above the ground: 15° above and 5° below the horizontal
- (B) Where four rear position lamps are required to be fitted-
- (1) One pair of lamps: Such that they satisfy the relevant requirements in paragraph 3(a)(ii)(A)
Visible to the rear
- (2) The other pair of lamps: Visible to the rear
- (b) A motor vehicle, other than a motor bicycle combination, first used before 1st April 1986 and any other vehicle manufactured before 1st October 1985: Visible to the rear
- (c) A vehicle drawn or propelled by hand, a pedal cycle, a horse-drawn vehicle and a motor bicycle combination: Visible to the rear
4. Alignment: To the rear
5. Markings-
- (a) A motor vehicle or a trailer not covered by sub-paragraph (b), (c) or (d): An approval mark
- (b) A motor vehicle first used before 1st January 1974 and a trailer, other than a trailer drawn by a pedal cycle, manufactured before that date: No requirement
- (c) A solo motor bicycle and a motor bicycle combination, in each case first used before 1st April 1986, and a trailer manufactured before 1st October 1985 and drawn by a solo motor bicycle or a motor bicycle combination: No requirement
- (d) A pedal cycle, a trailer drawn by a pedal cycle, an invalid carriage having a maximum speed not exceeding 4 mph, a horse-drawn vehicle and a vehicle drawn or propelled by hand: An approval mark or a British Standard mark
6. Size of illuminated area: No requirement
7. Colour: Red
8. Wattage: No requirement

9. Intensity-
- (a) A rear position lamp bearing any of the markings mentioned in paragraph 4: No requirement
 - (b) Any other rear position lamp: Visible from a reasonable distance
10. Electrical connections: No individual requirement
11. Tell-tale: No requirement
12. Other requirements-
- (a) Except in the case of a motor vehicle first used before 1st April 1986, any other vehicle manufactured before 1st October 1985 and a motor bicycle combination, where two rear position lamps are required to be fitted they shall form a matched pair and where four rear position lamps are required to be fitted they shall form two matched pairs.
 - (b) A rear position lamp shall not be fitted on a boot lid or other movable part of the vehicle.
13. Definitions-
- In this Schedule-
- “approval mark” means-
- (a) in relation to a solo motor bicycle, a motor bicycle combination and a trailer drawn by a solo motor bicycle or a motor bicycle combination, a marking designated as an approval mark by regulation 4 of the Designation of Approval Marks Regulations and shown at item 50A of Schedule 2 to those Regulations, and
 - (b) in relation to any other motor vehicle or any other trailer, either-
 - (i) a marking designated as an approval mark by regulation 5 of the Designation of Approval Marks Regulations and shown at item 6 or, if combined with a stop lamp, at item 8 of Schedule 4 to those Regulations, or
 - (ii) a marking designated as an approval mark by regulation 4 of the Designation of Approval Marks Regulations and shown at item 7A or, if combined with a stop lamp, at item 7C of Schedule 2 to those Regulations; and
- “British Standard mark” means-
- (a) the mark indicated in the specification for cycle rear lamps published by the British Standards Institution under the reference 3648:1963 as amended by Amendment PD 6137 published in May 1967 and by AMD 4753 published in July 1985, or
 - (b) the mark indicated in the specification for photometric and physical requirements for lighting equipment published by the British Standards Institution under the reference BS 6102: Part 3: 1986, namely “BS 6102/3”.

PART II

REQUIREMENTS RELATING TO OPTIONAL REAR POSITION LAMPS

Any number may be fitted and the only requirement prescribed by these Regulations in respect of any which are fitted is that specified in paragraph 7 of Part I.

SCHEDULE 11

(Regulations 18 and 20)

PART I

REQUIREMENTS RELATING TO OBLIGATORY REAR FOG LAMPS AND TO OPTIONAL REAR FOG LAMPS TO THE EXTENT SPECIFIED IN PART II

- 1. Number: One
- 2. Position-
 - (a) Longitudinal: At or near the rear of the vehicle
 - (b) Lateral-
 - (i) Where one rear fog lamp is fitted: On the centre-line or off side of the vehicle (disre-

	garding any sidecar forming part of a motor bicycle combination)
(ii) Where two lamps are fitted:	No requirement
(c) Vertical-	
(i) Maximum height above the ground-	
(A) Any vehicle not covered by sub-paragraph (B):	1000 mm
(B) An agricultural vehicle, engineering plant and a motor tractor:	2100 mm
(ii) Minimum height above the ground:	250 mm
(d) Minimum separation distance between a rear fog lamp and a stop lamp-	
(i) In the case of a rear fog lamp which does not share a common lamp body with a stop lamp:	A distance of 100 mm between the light-emitting surfaces of the lamps when viewed in a direction parallel to the longitudinal axis of the vehicle
(ii) In the case of a rear fog lamp which shares a common lamp body with a stop lamp:	100 mm
3. Angles of visibility-	
(a) Horizontal:	25° inwards and outwards. However, where two rear fog lamps are fitted it shall suffice if throughout the sector so defined at least one lamp (but not necessarily the same lamp) is visible
(b) Vertical:	5° above and below the horizontal
4. Alignment:	To the rear
5. Markings:	An approval mark
6. Size of illuminated area:	No requirement
7. Colour:	Red
8. Wattage:	No requirement
9. Intensity:	No requirement
10. Electrical connections:	No rear fog lamp shall be fitted to any vehicle so that it can be illuminated by the application of any braking system on the vehicle
11. Tell-tale:	A circuit-closed tell-tale shall be fitted
12. Other requirements-	
Where two rear fog lamps are fitted to a motor vehicle first used on or after 1st April 1986 or to a trailer manufactured on or after 1st October 1985 they shall form a matched pair.	
13. Definitions-	
In this Schedule "approval mark" means either-	
(a) a marking designated as an approval mark by regulation 5 of the Designation of Approval Marks Regulations and shown at item 20 of Schedule 4 to those Regulations;	
or	

- (b) a marking designated as an approval mark by regulation 4 of the Designation of Approval Marks Regulations and shown at item 38 of Schedule 2 to those Regulations.

PART II

REQUIREMENTS RELATING TO OPTIONAL REAR FOG LAMPS

1. In the case of a motor vehicle first used before 1st April 1980 and any other vehicle manufactured before 1st October 1979, any number may be fitted and the only requirements prescribed by these Regulations in respect of any which are fitted are those specified in paragraphs 2(d), 7 and 10 of Part I.
2. In the case of a motor vehicle first used on or after 1st April 1980 and any other vehicle manufactured on or after 1st October 1979, not more than two may be fitted and the requirements prescribed by these Regulations in respect of any which are fitted are all those specified in this Schedule.

SCHEDULE 12

(Regulations 18 and 20)

PART I

REQUIREMENTS RELATING TO OBLIGATORY STOP LAMPS AND TO OPTIONAL STOP LAMPS TO THE EXTENT SPECIFIED IN PART II

1. Number—

(a) Any vehicle not covered by sub-paragraph (b) or (c):	Two
(b) A solo motor bicycle, a motor bicycle combination, an invalid carriage and a trailer drawn by a solo motor bicycle or a motor bicycle combination:	One
(c) Any other motor vehicle first used before 1st January 1971 and any other trailer manufactured before that date:	One

2. Position—

(a) Longitudinal:	No requirement
(b) Lateral—	
(i) Maximum distance from the side of the vehicle—	
(A) Where two stop lamps are fitted:	One on each side of the longitudinal axis of the vehicle
(B) Where only one stop lamp is fitted:	On the centre-line or off side of the vehicle (disregarding any sidecar forming part of a motor bicycle combination)
(ii) Minimum separation distance between two obligatory stop lamps:	400 mm
(c) Vertical—	
(i) Maximum height above the ground—	
(A) Any vehicle not covered by sub-paragraph (B):	1500 mm or, if the structure of the vehicle makes this impracticable, 2100 mm
(B) A motor vehicle first used before 1st January 1971, a trailer manufactured before that date and a motor vehicle having a maximum speed not exceeding 25 mph:	No requirement
(ii) Minimum height above the ground—	
(A) Any vehicle not covered by sub-paragraph (B):	350 mm
(B) A motor vehicle first used before 1st January 1971 and a trailer manufactured before that date:	No requirement

3. Angles of visibility—
 - (a) A motor vehicle first used on or after 1st January 1971 and a trailer manufactured on or after that date—
 - (i) Horizontal: 45° to the left and to the right
 - (ii) Vertical—
 - (A) Except in a case specified in sub-paragraph (B) or (C): 15° above and below the horizontal
 - (B) Where the highest part of the illuminated area of the lamp is less than 1500 mm above the ground: 15° above and 10° below the horizontal
 - (C) Where the highest part of the illuminated area of the lamp is less than 750 mm above the ground: 15° above and 5° below the horizontal
 - (b) A motor vehicle first used before 1st January 1971 and a trailer manufactured before that date: Visible to the rear
4. Alignment: To the rear
5. Markings—
 - (a) Any vehicle not covered by sub-paragraph (b) or (c): An approval mark
 - (b) A motor vehicle first used before 1st February 1974 and a trailer manufactured before that date: No requirement
 - (c) A solo motor bicycle and a motor bicycle combination, in each case first used before 1st April 1986, and a trailer manufactured before 1st October 1985 drawn by a solo motor bicycle or a motor bicycle combination: No requirement
6. Size of illuminated area: No requirement
7. Colour: Red
8. Wattage—
 - (a) A stop lamp fitted to a motor vehicle first used before 1st January 1971 or a trailer manufactured before that date and a stop lamp bearing an approval mark: No requirement
 - (b) Any other stop lamp: 15 to 36 watts
9. Intensity: No requirement
10. Electrical connections—
 - (a) Every stop lamp fitted to—
 - (i) a solo motor bicycle or a motor bicycle combination first used on or after 1st April 1986 shall be operated by the application of every service brake control provided for the use of the rider;
 - (ii) any other motor vehicle, shall be operated by the application of the service braking system.
 - (b) Every stop lamp fitted to a trailer drawn by a motor vehicle shall be operated by the application of the service braking system of that motor vehicle.
11. Tell-tale: No requirement
12. Other requirements—
Where two stop lamps are required to be fitted, they shall form a pair.
13. Definitions—
In this Schedule “approval mark” means—
 - (a) in relation to a solo motor bicycle, a motor bicycle combination or a trailer drawn by a solo motor bicycle or a motor bicycle combination, a marking designated as an approval mark by regulation 4 of the Designation of Approval Marks Regulations and shown at item 50A of Schedule 2 to those Regulations; and
 - (b) in relation to any other vehicle, either—

- (i) a marking designated as an approval mark by regulation 5 of the Designation of Approval Marks Regulations and shown at item 7 or, if combined with a rear position lamp, at item 8 of Schedule 4 to those Regulations; or
- (ii) a marking designated as an approval mark by regulation 4 of the Designation of Approval Marks Regulations and shown at item 7B or, if combined with a rear position lamp, at item 7C of Schedule 2 to those Regulations.

PART II

REQUIREMENTS RELATING TO OPTIONAL STOP LAMPS

Any number may be fitted, and the requirements prescribed by these Regulations in respect of any which are fitted are all those specified in Part I except—

- (a) those specified in paragraphs 1, 2 and 3; and
- (b) in the case of a stop lamp fitted to a pedal cycle, those specified in paragraphs 5 and 8; and
- (c) in the case of a stop lamp fitted to a motor vehicle not being a motor bicycle, first used on or after 1st April 1991 either centrally or in such a manner as to project light through the rear window the intensity of the light emitted to the rear of the vehicle shall be not less than 20 candelas and not more than 60 candelas when measured from directly behind the centre of the lamp in a direction parallel to the longitudinal axis of the vehicle.

SCHEDULE 13

(Regulations 18 and 20)

PART I

REQUIREMENTS RELATING TO OBLIGATORY END-OUTLINE MARKER LAMPS AND TO OPTIONAL END-OUTLINE MARKER LAMPS TO THE EXTENT SPECIFIED IN PART II

- | | | |
|--|--|---|
| 1. Number: | | Two visible from the front and two visible from the rear |
| 2. Position— | | |
| (a) Longitudinal: | | No requirement |
| (b) Lateral— | | |
| (i) Maximum distance from the side of the vehicle: | | 400 mm |
| (ii) Minimum separation distance between a pair of end-outline marker lamps: | | No requirement |
| (c) Vertical— | | |
| (i) At the front of a motor vehicle: | | The horizontal plane tangential to the upper edge of the illuminated area of the lamp shall not be lower than the horizontal plane tangential to the upper edge of the transparent zone of the windscreen |
| (ii) At the front of a trailer and at the rear of any vehicle: | | At the maximum height compatible with: <ul style="list-style-type: none"> (a) the requirements relating to the lateral position and to being a pair, and (b) the use for which the vehicle is constructed |
| 3. Angles of visibility— | | |
| (a) Horizontal: | | 0° inwards and 80° outwards |
| (b) Vertical: | | 5° above and 20° below the horizontal |

- | | |
|------------------------------|--|
| 4. Alignment: | Such that white light is shown towards the front and red light is shown towards the rear |
| 5. Markings: | An approval mark |
| 6. Size of illuminated area: | No requirement |
| 7. Colour: | White towards the front and red towards the rear |
| 8. Wattage: | No requirement |
| 9. Intensity: | No requirement |
| 10. Electrical connections: | No individual requirement |
| 11. Tell-tale: | No requirement |
| 12. Other requirements- | The two lamps which emit white light towards the front, and the two lamps which emit red light towards the rear, shall in each case form a matched pair.
The white front lamp and red rear lamp on one side of a vehicle may be combined into a single lamp with a single light source. |
| 13. Definitions- | In this Schedule, "approval mark" means the approval mark for a front or rear position lamp, as the case may be. |

PART II

REQUIREMENTS RELATING TO OPTIONAL END-OUTLINE MARKER LAMPS

Any number may be fitted, and the only requirement prescribed by these Regulations in respect of any which are fitted is that specified in paragraph 7 of Part I.

SCHEDULE 14

(Regulation 20)

REQUIREMENTS RELATING TO OPTIONAL REVERSING LAMPS

- | | |
|--|---|
| 1. Number: | Not more than two |
| 2. Position: | No requirement |
| 3. Angles of visibility: | No requirement |
| 4. Alignment: | To the rear |
| 5. Markings- | An approval mark |
| (a) A motor vehicle first used on or after 1st April 1986 and a trailer manufactured on or after 1st October 1985: | An approval mark |
| (b) A motor vehicle first used before 1st April 1986 and a trailer manufactured before 1st October 1985: | No requirement |
| 6. Size of illuminated area: | No requirement |
| 7. Colour: | White |
| 8. Wattage- | No requirement |
| (a) A reversing lamp bearing an approval mark: | No requirement |
| (b) A reversing lamp not bearing an approval mark: | The total wattage of any one reversing lamp shall not exceed 24 watts |

- | | |
|--|--|
| 9. Intensity: | No requirement |
| 10. Electrical connections: | No requirement |
| 11. Tell-tale- | |
| (a) A motor vehicle first used on or after 1st July 1954, provided that the electrical connections are such that the reversing lamp or lamps cannot be illuminated other than automatically by the selection of the reverse gear of the vehicle: | No requirement |
| (b) Any other motor vehicle first used on or after 1st July 1954: | A circuit-closed tell-tale shall be fitted |
| (c) A motor vehicle first used before 1st July 1954: | No requirement |
| (d) Any vehicle which is not a motor vehicle: | No requirement |
| 12. Definitions- | |
| In this Schedule "approval mark" means either- | |
| (a) a marking designated as an approval mark by regulation 5 of the Designation of Approval Marks Regulations and shown at item 21 of Schedule 4 to those Regulations; or | |
| (b) a marking designated as an approval mark by regulation 4 of the Designation of Approval Marks Regulations and shown at item 23 or 23A of Schedule 2 to those Regulations. | |

SCHEDULE 15

(Regulation 18)

REQUIREMENTS RELATING TO OBLIGATORY REAR REGISTRATION PLATE LAMPS

- | | | |
|--|---------------------------|--|
| 1. Number: | } | Such that the lamp or lamps are capable of adequately illuminating the rear registration plate |
| 2. Position: | | |
| 3. Angles of visibility: | | |
| 4. Alignment: | | |
| 5. Markings- | | |
| (a) A motor vehicle first used on or after 1st April 1986 and a trailer manufactured on or after 1st October 1985: | An approval mark | |
| (b) A motor vehicle first used before 1st April 1986 and a trailer manufactured before 1st October 1985: | No requirement | |
| 6. Size of illuminated area: | No requirement | |
| 7. Colour: | White | |
| 8. Wattage: | No requirement | |
| 9. Intensity: | No requirement | |
| 10. Electrical connections: | No individual requirement | |
| 11. Tell-tale: | No requirement | |
| 12. Definitions- | | |
| In this Schedule "approval mark" means- | | |
| (a) in relation to a solo motor bicycle, a motor bicycle combination and a trailer drawn by a solo motor bicycle or a motor bicycle combination, a marking designated as an approval mark by regulation 4 of the Designation of Approval Marks Regulations and shown at item 50A of Schedule 2 to those Regulations; and | | |
| (b) in relation to any other motor vehicle and any other trailer, either- | | |
| (i) a marking designated as an approval mark by regulation 5 of the Designation of Approval Marks Regulations and shown at item 10 of Schedule 4 to those Regulations; or | | |
| (ii) a marking designated as an approval mark by regulation 4 of the Designation of Approval Marks Regulations and shown at item 4 of Schedule 2 to those Regulations. | | |

SCHEDULE 16

(Regulations 17 and 20)

REQUIREMENT RELATING TO OBLIGATORY AND OPTIONAL WARNING BEACONS

1. Number: Sufficient to satisfy the requirements of paragraph 3
2. Position—
Every warning beacon shall be so mounted on the vehicle that the centre of the lamp is at a height not less than 1200 mm above the ground.
3. Angles of visibility—
The light shown from at least one beacon (but not necessarily the same beacon) shall be visible from any point at a reasonable distance from the vehicle or any trailer being drawn by it.
4. Markings: No requirement
5. Size of illuminated area: No requirement
6. Colour: Blue, amber, green or yellow in accordance with Regulation 11
7. Wattage: No requirement
8. Intensity: No requirement
9. Electrical connections: No requirement
10. Tell-tale: No requirement
11. Other requirements—
The light shown by any one warning beacon shall be displayed not less than 60 nor more than 240 equal times per minute and the intervals between each display of light shall be constant.

SCHEDULE 17

(Regulations 18 and 20)

PART I

REQUIREMENTS RELATING TO OBLIGATORY SIDE RETRO REFLECTORS AND OPTIONAL SIDE RETRO REFLECTORS TO THE EXTENT SPECIFIED IN PART II

1. Number—
 - (a) A motor vehicle first used on or after 1st April 1986 and a trailer manufactured on or after 1st October 1985: On each side: two and as many more as are sufficient to satisfy the requirements of paragraph 2(a)
 - (b) A motor vehicle first used before 1st April 1986 and a trailer manufactured before 1st October 1985: On each side: Two
2. Position—
 - (a) Longitudinal—
 - (i) A motor vehicle first used on or after 1st April 1986 and a trailer manufactured on or after 1st October 1985—
 - (A) Maximum distance from the front of the vehicle, including any drawbar, in respect of the foremost reflector on each side: 4 m
 - (B) Maximum distance from the rear of the vehicle in respect of the rearmost reflector on each side: 1 m
 - (C) Maximum separation distance between the reflecting areas of adjacent reflectors on the same side of the vehicle: 3 m or, if this is not practicable, 4 m

- (ii) A motor vehicle first used before 1st April 1986 and a trailer manufactured before 1st October 1985–
 - (A) Maximum distance from the rear of the vehicle in respect of the rearmost reflector on each side: 1 m
 - (B) The other reflector on each side of the vehicle: Towards the centre of the vehicle
- (b) Lateral: No requirement
- (c) Vertical–
 - (i) Maximum height above the ground: 1500 mm
 - (ii) Minimum height above the ground: 350 mm
- 3. Angles of visibility–
 - (a) A motor vehicle first used on or after 1st April 1986 and a trailer manufactured on or after 1st October 1985–
 - (i) Horizontal: 45° to the left and to the right when viewed in a direction at right angles to the longitudinal axis of the vehicle
 - (ii) Vertical–
 - (A) Except in a case specified in sub-paragraph (B): 15° above and below the horizontal
 - (B) Where the highest part of the reflecting area is less than 750 mm above the ground: 15° above and 5° below the horizontal
 - (b) A motor vehicle first used before 1st April 1986 and a trailer manufactured before 1st October 1985: Plainly visible to the side
- 4. Alignment: To the side
- 5. Markings: An approval mark
- 6. Size of reflecting area: No requirement
- 7. Colour–
 - (a) Any vehicle not covered by sub-paragraph (b): Amber or if within 1 m of the rear of the vehicle it may be red
 - (b) A solo motor bicycle, a motor bicycle combination, a pedal cycle with or without a sidecar or an invalid carriage: No requirement
- 8. Other requirements: No side retro reflector shall be triangular
- 9. Definitions–
 - (a) In this Schedule “approval mark” means either–
 - (i) a marking designated as an approval mark by regulation 4 of the Designation of Approval Marks Regulations and shown at item 3 or 3B of Schedule 2 to those Regulations and which includes the marking I or IA; or
 - (ii) a marking designated as an approval mark by regulation 5 of the Designation of Approval Marks Regulations and shown at item 4 of Schedule 4 to those Regulations and which includes the marking I; and
 - (b) In this Schedule references to “maximum distance from the front of the vehicle” and “maximum distance from the rear of the vehicle” are references to the maximum distance from that end of the vehicle (as determined by reference to the overall length of the vehicle exclusive of any special equipment) beyond which no part of the reflecting area of the side retro reflector extends.

PART II
REQUIREMENTS RELATING TO OPTIONAL SIDE RETRO REFLECTORS

Any number may be fitted, and the only requirements prescribed by these Regulations in respect of any which are fitted are those specified in paragraphs 7 and 8 of Part I.

SCHEDULE 18

(Regulations 18 and 20)

PART I

REQUIREMENTS RELATING TO OBLIGATORY REAR RETRO REFLECTORS AND OPTIONAL REAR RETRO REFLECTORS TO THE EXTENT SPECIFIED IN PART II

- | | |
|--|---|
| 1. Number- | |
| (a) Any vehicle not covered by sub-paragraph (b) or (c): | Two |
| (b) A solo motor bicycle, a pedal cycle with less than four wheels and with or without a sidecar, a trailer drawn by a pedal cycle, a trailer the overall width of which does not exceed 800 mm drawn by a solo motor bicycle or a motor bicycle combination, an invalid carriage having a maximum speed not exceeding 4 mph and a vehicle drawn or propelled by hand: | One |
| (c) A motor vehicle having three or more wheels and a maximum speed not exceeding 25 mph and a trailer drawn by any such vehicle if, in either case, the structure of the vehicle makes it impracticable to meet all of the requirements of paragraphs 2 and 3 below with two reflectors: | Four |
|
2. Position- | |
| (a) Longitudinal: | At or near the rear |
| (b) Lateral- | |
| (i) Where two rear reflectors are required to be fitted- | |
| (A) Maximum distance from the side of the vehicle- | |
| (1) Any vehicle not covered by sub-paragraph (2), (3) or (4): | 400 mm |
| (2) A bus first used before 1st October 1954 and a horse-drawn vehicle manufactured before 1st October 1985: | No requirement |
| (3) A vehicle constructed or adapted for the carriage of round timber: | 765 mm |
| (4) Any other motor vehicle first used before 1st April 1986 and any other vehicle manufactured before 1st October 1985: | 610 mm |
| (B) Minimum separation distance between a pair of rear reflectors- | |
| (1) Any vehicle not covered by sub-paragraph (2): | 600 mm. If the overall width of the vehicle is less than 1300 mm, 400 mm or if less than 800 mm, 300 mm |
| (2) A motor vehicle first used before 1st April 1986 and any other vehicle manufactured before 1st October 1985: | No requirement |
| (ii) Where one rear reflector is required to be fitted: | On the centre-line or off side of the vehicle |
| (iii) Where four rear reflectors are required to be fitted- | |
| (A) Maximum distance from the side of the vehicle- | |
| (1) One pair of reflectors: | Such that they satisfy the relevant requirements in sub-paragraph 2(b)(i)(A) |
| (2) The other pair of reflectors: | No requirement |
| (B) Minimum separation distance between rear reflectors- | |
| (1) One pair of reflectors: | Such that they satisfy the relevant requirements in sub-paragraph 2(b)(i)(B) |
| (2) The other pair of reflectors: | No requirement |

- (c) Vertical-
- (i) Maximum height above the ground where one or two rear reflectors are required to be fitted-
 - (A) Any vehicle not covered by sub-paragraph (B): 900 mm or, if the structure of the vehicle makes this impracticable, 1200 mm
 - (B) A motor vehicle first used before 1st April 1986 and any other vehicle manufactured before 1st October 1985: 1525 mm
 - (ii) Maximum height above the ground where four rear reflectors are required to be fitted-
 - (A) One pair of reflectors: Such that they satisfy the relevant requirements in paragraph 2(c)(i)
2100 mm
 - (B) The other pair of reflectors: 2100 mm
 - (iii) Minimum height above the ground-
 - (A) Any vehicle not covered by sub-paragraph (B): 350 mm
 - (B) A motor vehicle first used before 1st April 1986 and any other vehicle manufactured before 1st October 1985: No requirement
3. Angles of visibility-
- (a) A motor vehicle (not being a motor bicycle combination) first used on or after 1st April 1986 and a trailer manufactured on or after 1st October 1985-
 - (i) Where one or two rear reflectors are required to be fitted-
 - (A) Horizontal-
 - (1) Where two rear reflectors are required to be fitted: 30° inwards and outwards
 - (2) Where one rear reflector is required to be fitted: 30° to the left and to the right
 - (B) Vertical-
 - (1) Except in a case specified in sub-paragraph (2): 15° above and below the horizontal
 - (2) Where the highest part of the reflecting area is less than 750 mm above the ground: 15° above and 5° below the horizontal
 - (ii) Where four rear reflectors are required to be fitted-
 - (A) One pair of reflectors: Such that they satisfy the relevant requirements in paragraph 3(a)(i)
Plainly visible to the rear
Plainly visible to the rear
 - (B) The other pair of reflectors: Plainly visible to the rear
 - (b) A motor vehicle (not being a motor bicycle combination) first used before 1st April 1986 and a trailer manufactured before 1st October 1985: Plainly visible to the rear
 - (c) A motor bicycle combination, a pedal cycle, a sidecar attached to a pedal cycle, a horse-drawn vehicle and a vehicle drawn or propelled by hand: Plainly visible to the rear
4. Alignment: To the rear
5. Markings-
- (a) A motor vehicle first used-
 - (i) On or after 1st April 1991: An approval mark incorporating "I" or "IA"
 - (ii) On or after 1st July 1970 and before 1st April 1991: (A) An approval mark incorporating "I" or "IA", or
(B) A British Standard mark which is specified in sub-paragraph (i) of the definition of "British Stan-

- (iii) Before 1st July 1970:
- (b) A trailer (other than a broken-down motor vehicle) manufactured—
- (i) On or after 1st October 1989:
- (ii) On or after 1st July 1970 and before 1st October 1989:
- (iii) Before 1st July 1970:
- (c) A pedal cycle, an invalid carriage having a maximum speed not exceeding 4 mph, a horse-drawn vehicle and a vehicle drawn or propelled by hand, in each case manufactured—
- (i) On or after 1st October 1989:
- (ii) On or after 1st July 1970 and before 1st October 1989:
- (iii) Before 1st July 1970:
6. Size of reflecting area:
7. Colour:
8. Other requirements—
- (a) Except in the case of a motor vehicle first used before 1st April 1986, any other vehicle manufactured before 1st October 1985 and a motor bicycle combination, where two rear reflectors are required to be fitted they shall form a pair. Where four rear reflectors are required to be fitted they shall form two pairs.
- (b) No vehicle, other than a trailer or a broken-down motor vehicle being towed, may be fitted with triangular-shaped rear reflectors.
- (c) A rear reflector shall not be fitted on a boot lid or other movable part of the vehicle.
9. Definitions—
- In this Schedule—
- (a) "approval mark" means either—
- dard mark" below followed by "LI" or "LIA"; or
- (C) In the case of a vehicle manufactured in Italy, an Italian approved marking
- No requirement
- An approval mark incorporating "III" or "IIIA"
- (A) An approval mark incorporating "III" or "IIIA"; or
- (B) A British Standard mark which is specified in sub-paragraph (i) of the definition of "British Standard mark" below followed by "LIII" or "LI-IIA", or
- (C) In the case of a trailer manufactured in Italy, an Italian approved marking
- No requirement
- (A) An approval mark incorporating "I" or "IA"; or
- (B) A British Standard mark which is specified in sub-paragraph (ii) of the definition of "British Standard mark" below
- (A) Any of the markings mentioned in sub-paragraph (c)(i) above; or
- (B) A British Standard mark which is specified in sub-paragraph (i) of the definition of "British Standard mark" below followed by "LI" or "LIA"
- No requirement
- No requirement
- Red

- (i) a marking designated as an approval mark by regulation 4 of the Designation of Approval Marks Regulations and shown at item 3 or 3A or 3B of Schedule 2 to those Regulations; or
- (ii) a marking designated as an approval mark by regulation 5 of the Designation of Approval Marks Regulation and shown at item 4 of Schedule 4 to those Regulations;
- (b) "British Standard mark" means either-
 - (i) the mark indicated in the specification for retro reflectors for vehicles, including cycles, published by the British Standards Institution under the reference B.S. AU 40: Part 2: 1965, namely "AU 40"; or
 - (ii) the mark indicated in the specification for photometric and physical requirements of reflective devices published by the British Standards Institution under the reference BS 6102: Part 2: 1982, namely "BS 6102/2"; and
- (c) "Italian approved marking" means-
 - a mark approved by the Italian Ministry of Transport, namely, one including two separate groups of symbols consisting of "IGM" or "DGM" and "C.1." or "C.2."

PART II

REQUIREMENTS RELATING TO OPTIONAL REAR RETRO REFLECTORS

Any number may be fitted and the only requirements prescribed by these Regulations in respect of any which are fitted are those specified in paragraphs 7 and 8(b) of Part I.

SCHEDULE 19

(Regulations 18 and 20)

PART I

REQUIREMENTS RELATING TO OBLIGATORY REAR MARKINGS AND OPTIONAL REAR MARKINGS TO THE EXTENT SPECIFIED IN PART II

SECTION A

GENERAL REQUIREMENTS

1. Number-
 - (a) A motor vehicle the overall length of which-
 - (i) does not exceed 13 m:

A rear marking shown in diagram 1, 2 or 3 in Section B of this Schedule
 - (ii) exceeds 13 m:

A rear marking shown in diagram 4 or 5 in Section B of this Schedule
 - (b) A trailer if it forms part of a combination of vehicles the overall length of which-
 - (i) does not exceed 11 m:

A rear marking shown in diagram 1, 2 or 3 in Section B of this Schedule
 - (ii) exceeds 11 m but does not exceed 13 m:

A rear marking shown in diagram 1, 2, 3, 4 or 5 in Section B of this Schedule
 - (iii) exceeds 13 m:

A rear marking shown in diagram 4 or 5 in Section B of this Schedule
2. Position-
 - (a) Longitudinal:

At or near the rear of the vehicle
 - (b) Lateral-
 - (i) A rear marking shown in diagram 2, 3 or 5 in Section B of this Schedule:

Each part shall be fitted as near as practicable to the outermost edge of the vehicle on the side thereof

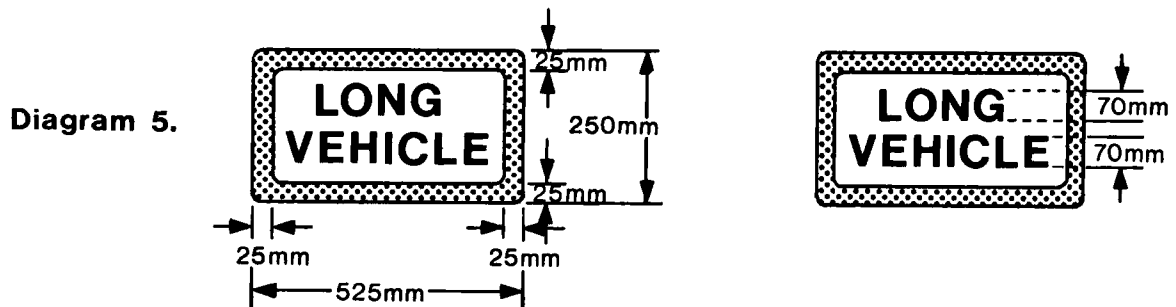
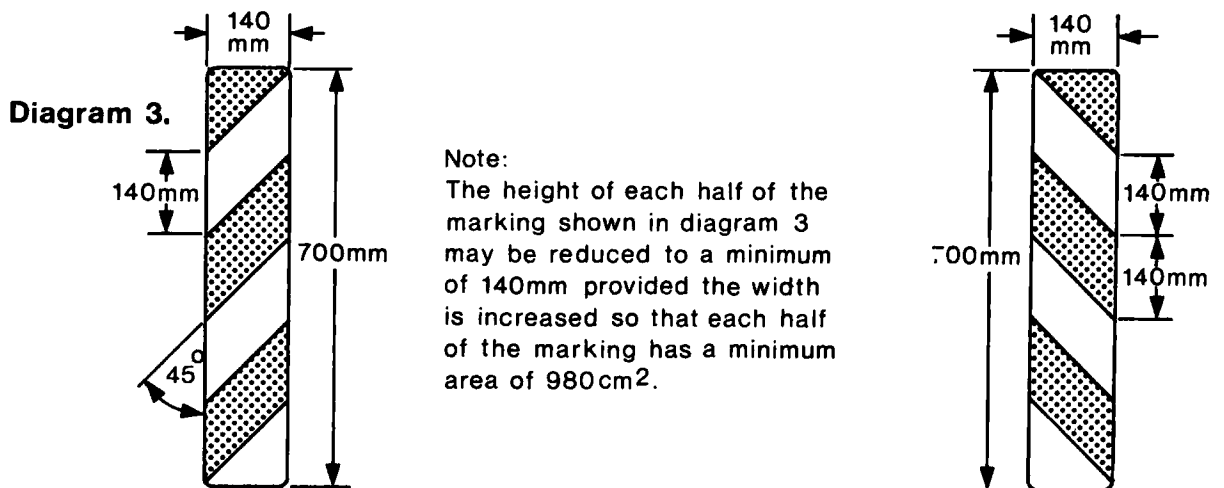
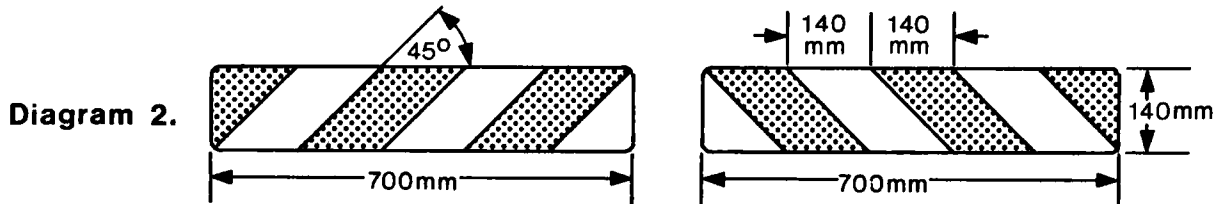
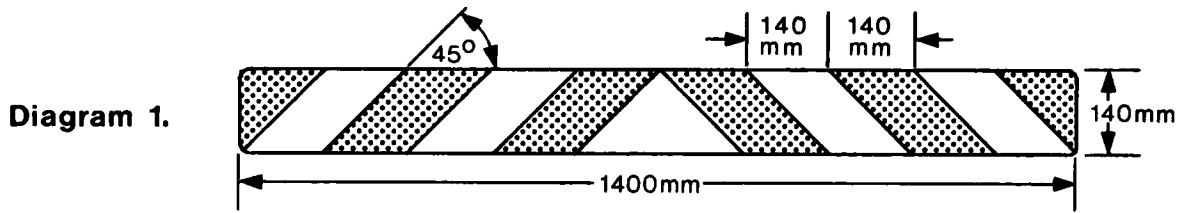
- on which it is fitted so that no part of the marking projects beyond the outermost part of the vehicle on either side
- (ii) A rear marking shown in diagram 1 or 4 in Section B of this Schedule:
- The marking shall be fitted so that the vertical centre-line of the marking lies on the vertical plane through the longitudinal axis of the vehicle and no part of the marking projects beyond the outermost part of the vehicle on either side
- (c) Vertical:
- The lower edge of every rear marking shall be at a height of not more than 1700 mm nor less than 400 mm above the ground whether the vehicle is laden or unladen
3. Angles of visibility:
- Plainly visible to the rear, except while the vehicle is being loaded or unloaded
4. Alignment:
- The lower edge of every rear marking shall be fitted horizontally. Every part of a rear marking shall lie within 20° of a transverse vertical plane at right angles to the longitudinal axis of the vehicle and shall face to the rear
5. Markings:
- A British Standard mark
6. Size:
- In accordance with Sections B and C of this Schedule
7. Colour:
- Red fluorescent material in the stippled areas shown in any of the diagrams in Section B of this Schedule and yellow retro reflecting material in any of the areas so shown, being areas not stippled and not constituting a letter. All letters shall be coloured black
8. Other requirements—
- The two parts of every rear marking shown in diagrams 2, 3 or 5 in Section B of this Schedule shall form a pair.
9. Definitions—
- In this Schedule “British Standard mark” means the specification for rear marking plates for vehicles published by the British Standards Institution under the reference BS AU 152: 1970, namely “BS AU 152”.

SECTION B

SIZE, COLOUR AND TYPE OF REAR MARKINGS

Left

Right



SECTION C

ADDITIONAL PROVISIONS RELATING TO THE SIZE AND FORM OF REAR MARKINGS

1. Any variation in a dimension (other than as to the height of a letter) specified in any of the diagrams in Section B of this Schedule shall be treated as permitted for the purposes of these Regulations if the variation—
 - (a) in the case of a dimension so specified as 250 mm or as over 250 mm does not exceed 2.5 per cent of that dimension;
 - (b) in the case of a dimension so specified as 40 mm or as over 40 mm but as under 250 mm does not exceed 5 per cent of that dimension; or
 - (c) in the case of a dimension so specified as under 40 mm does not exceed 10 per cent of that dimension.
2. Any variation in a dimension as to the height of a letter specified in any of the said diagrams shall be treated as permitted for the purposes of these Regulations if the variation—
 - (a) in the case of a dimension so specified as 105 mm does not exceed 2.5 per cent of that dimension; or
 - (b) in the case of a dimension so specified as 70 mm does not exceed 5 per cent of that dimension.
3. Any variation in a dimension as to the angle of hatching specified in any of the said diagrams shall be treated as permitted for the purposes of these Regulations if the variation does not exceed 5 degrees.
4. Every rear marking shown in diagrams 1 or 4 of Section B of this Schedule shall be constructed in the form of a single plate, and every rear marking shown in diagrams 2, 3 or 5 of Section B of this Schedule shall be constructed in the form of two plates of equal size and shape.
5. All letters incorporated in any rear marking shall have the proportions and form of letters as shown in Part V of Schedule 7 to the Traffic Signs Regulations 1981.

PART II

REQUIREMENTS RELATING TO OPTIONAL REAR MARKINGS

1. Number—

The following requirements are prescribed as regards the number of rear markings to which regulation 20 applies—

- | | |
|--|--|
| <p>(i) Any motor vehicle the maximum gross weight of which exceeds 7500 kg or the unladen weight of which exceeds 3000 kg:</p> | <p>Any number of rear markings may be fitted appropriate to the length of the vehicle as in paragraph 1(a) of Part I of Section A of this Schedule</p> |
| <p>(ii) Any trailer the maximum gross weight of which exceeds 3500 kg or the unladen weight of which exceeds 1000 kg:</p> | <p>Any number of rear markings may be fitted appropriate to the length of the combination of vehicles as in paragraph 1(b) of Section A of Part I of this Schedule</p> |
| <p>(iii) Any trailer which is being drawn by a vehicle which is itself required or permitted to be fitted with a rear marking:</p> | <p>Any number of rear markings may be fitted appropriate to the length of the combination of vehicles as in paragraph 1(b) of Section A of Part I of this Schedule</p> |
| <p>(iv) Any other vehicle:</p> | <p>No rear marking may be fitted</p> |

2. Other provisions—

The requirements specified in paragraphs 2 to 8 of Section A of Part I of this Schedule and in Sections B and C of that Part are also prescribed for optional rear markings.

SCHEDULE 20

(Regulation 18 and 20)

PART I

REQUIREMENTS RELATING TO OBLIGATORY PEDAL RETRO REFLECTORS AND OPTIONAL PEDAL RETRO REFLECTORS TO THE EXTENT SPECIFIED IN PART II

- | | |
|--|---|
| 1. Number: | Two reflectors on each pedal |
| 2. Position— | |
| (a) Longitudinal: | On the leading edge and the trailing edge of each pedal |
| (b) Lateral: | No requirement |
| (c) Vertical: | No requirement |
| 3. Angles of visibility: | Such that the reflector on the leading edge of each pedal is plainly visible to the front and the reflector on the trailing edge of each pedal is plainly visible to the rear |
| 4. Markings: | A British Standard mark |
| 5. Size of reflecting area: | No requirement |
| 6. Colour: | Amber |
| 7. Definitions— | |
| In this Schedule “British Standard mark” means the specification for photometric and physical requirements of reflective devices published by the British Standards Institution under the reference BS 6102: Part 2: 1982, namely “BS 6102/2”. | |

PART II

REQUIREMENTS RELATING TO OPTIONAL PEDAL RETRO REFLECTORS

Any number may be fitted and the only requirement prescribed by these Regulations in respect of any which are fitted is that specified in paragraph 6 of Part I.

SCHEDULE 21

(Regulations 18 and 20)

PART I

REQUIREMENTS RELATING TO OBLIGATORY FRONT RETROREFLECTORS AND TO OPTIONAL FRONT RETRO REFLECTORS TO THE EXTENT SPECIFIED IN PART II

- | | |
|--|--|
| 1. Number: | Two |
| 2. Position— | |
| (a) Longitudinal: | No requirement |
| (b) Lateral— | |
| (i) Maximum distance from the side of the trailer: | 150 mm |
| (ii) Minimum separation distance between a pair of front reflectors: | 600 mm or, if the overall width of the trailer is less than 1400 mm, 400 mm |
| (c) Vertical— | |
| (i) Maximum height above the ground: | 900 mm or, if the structure of the trailer makes this impracticable, 1500 mm |
| (ii) Minimum height above the ground: | 350 mm |

3. Angles of visibility-
- (a) Horizontal: 30° outwards and 5° inwards
 - (b) Vertical-
 - (i) Any case not covered by sub-paragraph (ii): 15° above and below the horizontal
 - (ii) Where the highest point of the reflecting area is less than 750 mm above the ground: 15° above and 5° below the horizontal
4. Alignment: To the front
5. Markings: An approval mark
6. Size of reflecting area: No requirement
7. Colour: White
8. Other requirements-
- (a) Where two front reflectors are required to be fitted they shall form a pair.
 - (b) Triangular shaped retro reflectors shall not be fitted to the front of any trailer.
9. Definitions-
- In this Schedule-
- “approval mark” means either-
- (a) a marking designated as an approval mark by regulation 4 of the Designation of Approval Marks Regulations and shown at item 3 or 3A or 3B of Schedule 2 to those Regulations; or
 - (b) a marking designated as an approval mark by regulation 5 of the Designation of Approval Marks Regulation and shown at item 4 of Schedule 4 to those Regulations

PART II

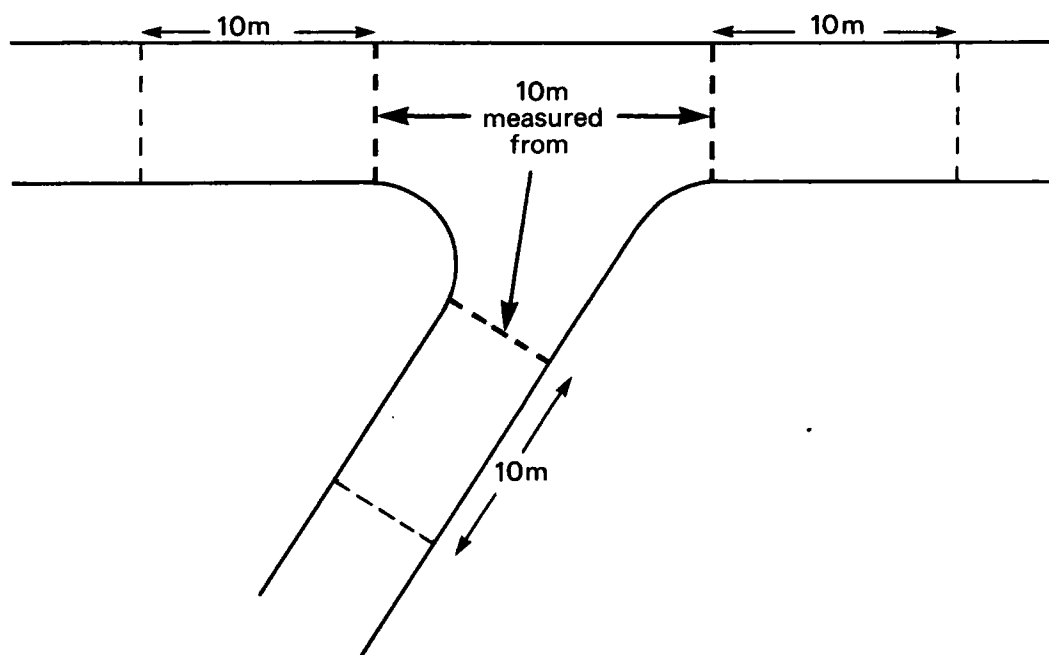
REQUIREMENTS RELATING TO OPTIONAL FRONT RETRO REFLECTORS

Any number may be fitted and the only requirements prescribed by these Regulations in respect of any which are fitted are that specified in paragraph 8(b) of Part I and that the colour shall not be red.

SCHEDULE 22

(Regulation 24(3))

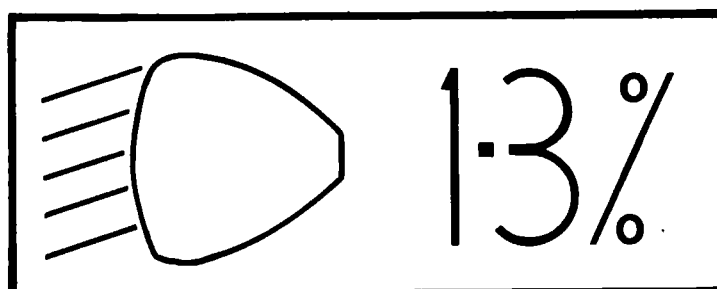
DIAGRAM SHOWING WHERE UNLIT PARKING IS NOT PERMITTED NEAR A JUNCTION



SCHEDULE 23

(Schedule 4, Part I,
Paragraphs 4 and 12)

Example of marking showing the vertical downwards inclination of the dipped-beam headlamps when the vehicle is at its kerbside weight and has a weight of 75 kg on the driver's seat



(Symbol for
dipped-beam
headlamp)

(Vertical inclination
of
dipped beam)

EXPLANATORY NOTE

(This note is not part of the Regulations)

1. These Regulations re-enact the Road Vehicles Lighting Regulations 1984 with modifications. In addition to minor and drafting amendments, they make the following changes of substance.

2. Previously there were a number of provisions to the effect that no person was to use or cause or permit to be used a vehicle unless it complied with certain construction requirements. Contravention of such a provision would have been an offence under section 42(1)(a) of the Road Traffic Act 1988. The equivalent provisions in these Regulations are expressed as construction requirements. A person who was to cause or permit a vehicle to be used in breach of these provisions would be guilty of an offence under section 42(1)(b).

3. Previously the day was divided into two periods, "daytime hours" and "hours of darkness". The divisions between the two were half an hour after sunset and half an hour before sunrise. A number of provisions were based on these periods. In these Regulations they are replaced by the periods between "sunrise and sunset" and between "sunset and sunrise", with the exception of the provisions relating to use of headlamps or front fog lamps, which remain unaltered.

4. The other principal changes of substance are as follows—

Regulation	Change
6(4)	The exemption from the need for a small trailer to be fitted with any stop lamp or direction indicator when those on the towing vehicle are visible to an observer 6 m behind the trailer will not apply to a trailer manufactured on or after 1st October 1990.
11(2)	Amber warning beacons may be fitted to vehicles used for:— <ul style="list-style-type: none"> (i) surveying purposes; (ii) the removal or immobilisation of vehicles in exercise of a statutory power or duty; or (iii) escort purposes when travelling at a speed not exceeding 25 mph.

- 11(2) Reflected orange light is permitted from a sign fitted to the rear of a vehicle carrying dangerous substances.
- 11(3) A green and white chequered domed lamp is permitted on an ambulance control vehicle.
- 11(2) and Sch 9 A side marker lamp is permitted to be amber or, if fitted within 1 m of the rear of the vehicle, red.
- 11(2) and Sch 17 A side retro reflector is permitted to be red if fitted within 1 m of the rear of the vehicle.
- 14(2) A requirement is introduced for lamps on new pedal cycles in future to be fitted with filament lamps that comply with the British Standard specification for Filament Lamps for Cycles, published by the British Standards Institution under the reference 6873:1988.
- 15 A new general requirement is introduced concerning the electrical connections for lamps.
- 16 The provision is amended so as to permit the fitting of special warning lamps at the front of emergency vehicles and the prohibition in the corresponding previous regulation on the fitting of a warning beacon other than a blue warning beacon, or a device resembling such a beacon, is removed. Nevertheless, regulation 11 prohibits the fitting of warning beacons except as specified in that regulation.
- 19 A new requirement is introduced to clarify the position regarding the obscuration of lamps and reflectors by movable parts of a vehicle.
- 20(1), Table, items 3 and 4 A new requirement is introduced for loads projecting either laterally or beyond the rear of a vehicle to be fitted with reflectors in addition to lamps.
- 20(1), Table, item 5 A new requirement is introduced for loads projecting beyond the front of a vehicle to carry lamps and reflectors.
- 23(2) A new requirement is introduced for a headlamp levelling device, a dim-dip device or running lamp and a hazard warning signal device to be maintained in good working order.
- 27, Table, item 5 The provision is amended so to permit the use of a hazard warning signal device whilst travelling on a motorway or unrestricted dual-carriageway to warn following drivers of a need to slow down due to a temporary obstruction ahead.

Schedules

- 1, Table I A new provision exempts from the requirement for a dim-dip device to be fitted a vehicle that meets fully the provisions of Council Directive 76/756/EEC, as amended, including, in particular, the provisions for alignment of dipped-beam headlamps.
- 1, Tables I and VI and Sch 9 A requirement is introduced for new goods vehicles and trailers over 6 m long to be fitted with amber side marker lamps every 3 m along their sides.
Exemptions are provided for:-
- (i) a vehicle which meets fully the provisions of Council Directive 76/756/EEC, as amended;
 - (ii) a vehicle having a maximum speed not exceeding 25 mph;
 - (iii) agricultural and works trailers;
 - (iv) a caravan;
 - (v) a vehicle proceeding to a works for completion; and
 - (vi) a trailer used for the carriage and launching of a boat.
- 1, Tables I and VI and Sch 13 A requirement is introduced for new motor vehicles and trailers over 2.1 m wide to be fitted with end-outline marker lamps.
Exemptions are provided for:-

- (i) a vehicle having a maximum speed not exceeding 25 mph;
 - (ii) agricultural and works trailers; and
 - (iii) a vehicle proceeding to a works for completion.
- 1, Table I The requirement for a works truck to be fitted with a rear registration plate lamp is revoked.
- 1, Table I A requirement is introduced for an invalid carriage which can exceed 4 mph to be fitted with direction indicators and a hazard warning signal device.
- 1, Table VI Trailers constructed or adapted for the carriage and launching of a boat are exempt from the requirement for front position lamps.
- 1, Table VI The exemption for an agricultural trailer and a works trailer from the requirement to be fitted with direction indicators will not apply to trailers manufactured after 1st October 1990.
- 1, Table VI and Sch 21 A new requirement is introduced for trailers manufactured on or after 1st October 1990 to be fitted with white front reflectors. Agricultural and works trailers are exempt.
- 2, Part I, para. 3 The inward angle of visibility for a front position lamp fitted to a trailer is reduced to 5°.
- 2, Part I, para. 5(c) A front position lamp fitted to "any other vehicle" (a pedal cycle, a horse-drawn vehicle, an invalid carriage having a maximum speed not exceeding 4 mph and a vehicle drawn or propelled by hand), in each case manufactured or first used on or after 1st October 1990, will be required to bear an approval mark in accordance with Council Directive 76/758/EEC (27.7.76, OJL 262, 27.9.76, p. 54) or ECE Regulation 7 of 27.5.67, or the British Standard mark "BS 6102/3".
- 2, Part II The maximum number of front position lamps fitted to a solo motor bicycle first used on or after 1st April 1991 is restricted to two.
- 3 The title of this Schedule is amended to refer to Dim-Dip and Running Lamps, the specifications for which are included in the Schedule.
- 4, Part I, para. 4 The requirements for the alignment of dipped-beam headlamps are specified.
- 4, Part I, para. 12(b) and Sch 23 A requirement is introduced for an indication of the downward inclination (vertical aim) of the dipped-beam headlamps to be shown on a motor vehicle first used on or after 1st April 1991.
- 4, Part II, para. 1 A requirement is introduced to prevent a motor vehicle first used on or after 1st April 1991 from being capable of showing more than 2 dipped-beam headlamps at one time. Two pairs may be fitted only if one pair is for use in countries where driving is on the right-hand side of the road.
- 5, Part II A requirement is introduced for optional main-beam headlamps fitted to motor vehicles first used on or after 1st April 1991 to bear an approval mark.
- 6 The maximum number of front fog lamps fitted to a motor vehicle first used on or after 1st April 1991 is restricted to 2. There was no previous restriction.
- 6, para. 4 A requirement for the alignment of front fog lamps is specified.
- 7 Consistent with the Schedules for other lamps, this Schedule has been sub-divided into Part I, covering obligatory direction indicators and Part II, covering optional direction indicators. Part III contains the diagrams showing horizontal angles of visibility.
- 7, Part I, paras. 1, 2 and 5 Provision is made for Categories 1a, 1b, 2a and 2b direction indicators. The effect is that front direction indicators fitted close to headlamps are required to be brighter than those fitted beyond a specified distance.

7, Part I, para. 2	The requirement regarding the relative positioning of rear direction indicators and rear position lamps has not been re-enacted. The minimum separation distances between direction indicators fitted to invalid carriages are specified.
10, Part I, para. 5	Rear position lamps fitted to pedal cycles etc are permitted to comply with BS 6102: Part 3 1986 or to be approved to a European standard, as an alternative to the previous requirement.
12, Part II, para. (b)	The requirement for a stop lamp fitted to a pedal cycle to bear an approval mark has not been re-enacted.
12, Part II, para. (c)	An optional stop lamp fitted in the rear window of a motor vehicle first used on or after 1st April 1991 is required to emit light having an intensity of between 20 and 60 candelas when measured directly in front of the lamp.
22	A diagram illustrates where unlit parking is not permitted near a junction.

5. The definition of "Community Directive 76/756/EEC, as amended" in regulation 3 sets out details of this Directive and the amendments. Copies of the Directives can be obtained from HM Stationery Office.

6. Copies of the British Standards specifications referred to in these Regulations may be obtained from any of the outlets operated by the British Standards Institution, or by post from the British Standards Institution at Linford Wood, Milton Keynes, MK14 6LE (Telephone number: Milton Keynes (STD 0908) 221166).

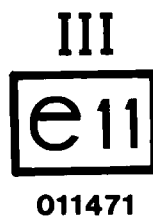
7. The following explanation of European approval marks is added for convenience—

EXPLANATION OF EUROPEAN APPROVAL MARKS

EXAMPLES OF MARKINGS



UN:ECE Dipped and Main-Beam
Halogen Headlamp



EC Class III (Triangular Shaped)
Retro Reflector

Notes—

1. An E within a circle indicates a device which has been approved to a UN:ECE Regulation. (United Nations:Economic Commission for Europe, based in Geneva.)

2. An e within a rectangle indicates a device which has been approved to an EEC Directive. (European Economic Community, based in Brussels.)

3. The number within the circle or rectangle beside the E or e is the distinguishing number of the country that issued the approval. 11 stands for the United Kingdom.

4. An arrow below the circle or rectangle means, in the case of a headlamp, that it dips to the left. A double-headed arrow means that the headlamp bulb holder can be adjusted so as to dip either to the left or to the right.

5. In the case of a motor vehicle registered for use in the United Kingdom which is fitted with European-approved headlamps, an arrow (single or double headed) is required to be present below the approval mark on the lenses of the headlamps.

6. An arrow below the circle or rectangle means, in the case of any other type of lamp, that the lamp is "handed" and must be fitted to the side of the vehicle to which the arrow points except in the case of a direction indicator of category 3, 4 or 5, in which case the lamp is fitted on the side of the vehicle and the arrow points towards the front of the vehicle.

7. The symbols above the circle or rectangle identify the function, category or class of device as follows—

A	Front position lamp (or end-outline marker lamp)	
C	Dipped-beam headlamp	
R	Main-beam headlamp	
S	Sealed-beam headlamp	
H	Halogen headlamp	
B	Front fog lamp (white or yellow)	
1	Category 1 front direction indicator (suitable for fitting at least 40 mm from a headlamp or front fog lamp)	
1a	Category 1a front direction indicator (suitable for fitting at least 20 mm from a headlamp or front fog lamp)	
1b	Category 1b front direction indicator (suitable for fitting less than 20 mm from a headlamp or front fog lamp)	
2a	Category 2a rear direction indicator (with single level of intensity)	
2b	Category 2b rear direction indicator (with dual level of intensity)	
3	Category 3 front-side direction indicator	
4	Category 4 front-side direction indicator	
5	Category 5 side-repeater direction indicator	
11	Category 11 front	} direction indicators for motor cycles only
12	Category 12 rear	
13	Category 13 side repeater	
SM	Side marker lamp	
R	Rear position lamp	
B or F	Rear fog lamp (red)	
S1	Stop lamp with single level of intensity	
S2	Stop lamp with two levels of intensity	
AR	Reversing lamp	
I	Class I retro reflector	
IA	Class IA retro reflector	
III	Class III retro reflector (triangular—for trailers only)	
IIIA	Class IIIA retro reflector (triangular—for trailers only)	
No symbol	No A, R, S1 or S2 is required on a position lamp or a stop lamp approved for use only on motor cycles	

Common combinations of symbols—

R-S1	Rear position lamp which is also a stop lamp
HCR	Halogen headlamp emitting both main and dipped-beam

Other combinations of symbols are possible.

£7.10 net

ISBN 0 11 097796 3

Printed in the United Kingdom for Her Majesty's Stationery Office

850 WO1632 C50 10/89 452/3 4235 46378 892509M