

SCHEDULE 1

(Regulation 18)

OBLIGATORY LAMPS, REFLECTORS, REAR MARKINGS AND DEVICES

TABLE I

Motor vehicle having three or more wheels not being a vehicle to which any other Table in this Schedule applies

(1) <i>Type of lamp, reflector, rear marking or device</i>	(2) <i>Schedule in which relevant installation and performance requirements are specified</i>	(3) <i>Exceptions</i>
Front position lamp	Schedule 2: Part I	None.
Dim-dip device or running lamp	Schedule 3: Part I	<p>A vehicle having a maximum speed not exceeding 40 mph;</p> <p>A vehicle first used before 1st April 1987;</p> <p>A home forces' vehicle;</p> <p>A vehicle in respect of which the following conditions are satisfied—</p> <p>(a) there is fitted to the vehicle all the lighting and light-signalling devices listed in items 1.5.7 to 1.5.20 of Annex I of Community Directive 76/756/EEC, as amended, which are required to be fitted under that Annex; and</p> <p>(b) all those devices are so installed that they comply with the requirements set out in items 3 and 4 of that Annex including, in particular, item 4.2.6 (Alignment of dipped-beam headlamps).</p>
Dipped-beam headlamp	Schedule 4: Part I	<p>A vehicle having a maximum speed not exceeding 15 mph;</p> <p>A vehicle first used before 1st April 1986 being an agricultural vehicle or a works truck;</p>

Status: This is the original version (as it was originally made).

(1) <i>Type of lamp, reflector, rear marking or device</i>	(2) <i>Schedule in which relevant installation and performance requirements are specified</i>	(3) <i>Exceptions</i>
Main-beam headlamp	Schedule 5: Part I	<p>A vehicle first used before 1st January 1931.</p> <p>A vehicle having a maximum speed not exceeding 25 mph;</p> <p>A vehicle first used before 1st April 1986 being an agricultural vehicle or a works truck;</p>
Direction indicator	Schedule 7: Part I	<p>A vehicle first used before 1st January 1931.</p> <p>An invalid carriage having a maximum speed not exceeding 4 mph and any other vehicle having a maximum speed not exceeding 15 mph;</p> <p>An agricultural vehicle having an unladen weight not exceeding 255 kg;</p> <p>A vehicle first used before 1st April 1986 being an agricultural vehicle, an industrial tractor or a works truck;</p>
Hazard warning signal device	Schedule 8: Part I	<p>A vehicle first used before 1st January 1936.</p> <p>A vehicle not required to be fitted with direction indicators;</p>
Side marker lamp	Schedule 9: Part I	<p>A vehicle first used before 1st April 1986.</p> <p>A vehicle having a maximum speed not exceeding 25 mph;</p> <p>A passenger vehicle;</p> <p>An incomplete vehicle proceeding to a works for completion or to a place where it is to be stored or displayed for sale;</p>

(1) <i>Type of lamp, reflector, rear marking or device</i>	(2) <i>Schedule in which relevant installation and performance requirements are specified</i>	(3) <i>Exceptions</i>
Rear position lamp Rear fog lamp	Schedule 10: Part I Schedule 11: Part I	<p>A vehicle the overall length of which does not exceed 6 m;</p> <p>A vehicle first used before 1st April 1991;</p> <p>A vehicle in respect of which the following conditions are satisfied—</p> <p>(a) there is fitted to the vehicle all the lighting and light-signalling devices listed in items 1.5.7 to 1.5.20 of Annex I of Community Directive 76/756/EEC, as amended, which are required to be fitted under that Annex; and</p> <p>(b) all those devices are so installed that they comply with the requirements set out in items 3 and 4 of that Annex including, in particular, item 4.2.6 (Alignment of dipped-beam headlamps).</p> <p>None.</p> <p>A vehicle having a maximum speed not exceeding 25 mph;</p> <p>A vehicle first used before 1st April 1986 being an agricultural vehicle or a works truck;</p> <p>A vehicle first used before 1st April 1980;</p> <p>A vehicle having an overall width which does not exceed 1300 mm.</p>
Stop lamp	Schedule 12: Part I	A vehicle having a maximum speed not exceeding 25 mph;

Status: This is the original version (as it was originally made).

(1) <i>Type of lamp, reflector, rear marking or device</i>	(2) <i>Schedule in which relevant installation and performance requirements are specified</i>	(3) <i>Exceptions</i>
End-outline marker lamp	Schedule 13: Part I	<p>A vehicle first used before 1st April 1986 being an agricultural vehicle or a works truck;</p> <p>A vehicle first used before 1st January 1936.</p> <p>A vehicle having a maximum speed not exceeding 25 mph;</p> <p>A motor vehicle having an overall width not exceeding 2100 mm;</p> <p>An incomplete vehicle proceeding to a works for completion or to a place where it is to be stored or displayed for sale;</p>
Rear registration plate lamp	Schedule 15.	<p>A motor vehicle first used before 1st April 1991.</p> <p>A vehicle not required to be fitted with a rear registration plate;</p>
Side retro reflector	Schedule 17: Part I	<p>A works truck.</p> <p>A vehicle having a maximum speed not exceeding 25 mph;</p> <p>A goods vehicle–</p> <ul style="list-style-type: none"> (a) first used on or after 1st April 1986, the overall length of which does not exceed 6 m; or (b) first used before 1st April 1986, the overall length of which does not exceed 8 m; <p>A passenger vehicle;</p> <p>An incomplete vehicle proceeding to a works for completion or to a place where it is to be stored or displayed for sale;</p>

(1) <i>Type of lamp, reflector, rear marking or device</i>	(2) <i>Schedule in which relevant installation and performance requirements are specified</i>	(3) <i>Exceptions</i>
Rear retro reflector	Schedule 18: Part I	<p>A vehicle primarily constructed for moving excavated material and being used by virtue of an Order under section 44 of the Act;</p> <p>A mobile crane or engineering plant.</p>
Rear marking	Schedule 19: Part I	<p>None.</p> <p>A vehicle having a maximum speed not exceeding 25 mph;</p> <p>A vehicle first used before 1st August 1982, the unladen weight of which does not exceed 3050 kg;</p> <p>A vehicle the maximum gross weight of which does not exceed 7500 kg;</p> <p>A passenger vehicle not being an articulated bus;</p> <p>A tractive unit for an articulated vehicle;</p> <p>An incomplete vehicle proceeding to a works for completion or to a place where it is to be stored or displayed for sale;</p> <p>A vehicle first used before 1st April 1986 being an agricultural vehicle, a works truck or engineering plant;</p> <p>A vehicle first used before 1st January 1940;</p> <p>A home forces' vehicle;</p> <p>A vehicle constructed or adapted for—</p> <p>(a) fire fighting or fire salvage;</p>

Status: This is the original version (as it was originally made).

(1) <i>Type of lamp, reflector, rear marking or device</i>	(2) <i>Schedule in which relevant installation and performance requirements are specified</i>	(3) <i>Exceptions</i>
		(b) servicing or controlling aircraft; (c) heating and dispensing tar or other material for the construction or maintenance of roads; or (d) transporting two or more vehicles or vehicle bodies or two or more boats.

TABLE II

Solo motor bicycle and motor bicycle combination

(1) <i>Type of lamp or reflector</i>	(2) <i>Schedule in which relevant installation and performance requirements are specified</i>	(3) <i>Exceptions</i>
Front position lamp	Schedule 2: Part I	A solo motor bicycle fitted with a headlamp.
Dipped-beam headlamp	Schedule 4: Part I	A vehicle first used before 1st January 1931.
Main-beam headlamp	Schedule 5: Part I	A vehicle having a maximum speed not exceeding 25 mph; A vehicle first used before 1st January 1972 and having an engine with a capacity of less than 50 cc; A vehicle first used before 1st January 1931.
Direction indicator	Schedule 7: Part I	A vehicle having a maximum speed not exceeding 25 mph; A vehicle first used before 1st April 1986; A vehicle which is constructed or adapted primarily for use off roads (whether by reason of its tyres, suspension, ground clearance or otherwise) and which can carry only one person or which, in the case of

(1) <i>Type of lamp or reflector</i>	(2) <i>Schedule in which relevant installation and performance requirements are specified</i>	(3) <i>Exceptions</i>
Rear position lamp	Schedule 10: Part I	a motor bicycle combination, can carry only the rider and one passenger in the sidecar. None.
Stop lamp	Schedule 12: Part I	A vehicle having a maximum speed not exceeding 25 mph; A vehicle first used before 1st April 1986 and having an engine with a capacity of less than 50 cc;
Rear registration plate lamp	Schedule 15	A vehicle first used before 1st January 1936. A vehicle not required to be fitted with a rear registration plate.
Rear retro reflector	Schedule 18: Part I	None.

TABLE III

Pedal cycle

(1) <i>Type of lamp or reflector</i>	(2) <i>Schedule in which relevant installation and performance requirements are specified</i>	(3) <i>Exceptions</i>
Front position lamp	Schedule 2: Part I	None.
Rear position lamp	Schedule 10: Part I	None.
Rear retro reflector	Schedule 18: Part I	None.
Pedal retro reflector	Schedule 20: Part I	A pedal cycle manufactured before 1st October 1985.

TABLE IV

Pedestrian-controlled vehicle, horse-drawn vehicle and track-laying vehicle

(1) <i>Type of lamp or reflector</i>	(2) <i>Schedule in which relevant installation and performance requirements are specified</i>	(3) <i>Exceptions</i>
Front position lamp	Schedule 2: Part I	None.
Rear position lamp	Schedule 10: Part I	None.

Status: This is the original version (as it was originally made).

(1) <i>Type of lamp or reflector</i>	(2) <i>Schedule in which relevant installation and performance requirements are specified</i>	(3) <i>Exceptions</i>
Rear retro reflector	Schedule 18: Part I	None.

TABLE V

Vehicle drawn or propelled by hand

(1) <i>Type of lamp or reflector</i>	(2) <i>Schedule in which relevant installation and performance requirements are specified</i>	(3) <i>Exceptions</i>
Front position lamp	Schedule 2: Part I	None.
Rear position lamp	Schedule 10: Part I	A vehicle fitted with a rear retro reflector.
Rear retro reflector	Schedule 18: Part I	A vehicle fitted with a rear position lamp.

TABLE VI

Trailer drawn by a motor vehicle

(1) <i>Type of lamp, reflector or rear marking</i>	(2) <i>Schedule in which relevant installation and performance requirements are specified</i>	(3) <i>Exceptions</i>
Front position lamp	Schedule 2: Part I	A trailer with an overall width not exceeding 1600 mm; A trailer manufactured before 1st October 1985 the overall length of which, excluding any drawbar and any fitting for its attachment, does not exceed 2300 mm;
Direction indicator	Schedule 7: Part I	A trailer constructed or adapted for the carriage and launching of a boat. A trailer manufactured before 1st September 1965; An agricultural vehicle or a works trailer in either case manufactured before 1st October 1990.

(1) <i>Type of lamp, reflector or rear marking</i>	(2) <i>Schedule in which relevant installation and performance requirements are specified</i>	(3) <i>Exceptions</i>
Side marker lamp	Schedule 9: Part I	<p>A trailer the overall length of which, excluding any drawbar and any fitting for its attachment, does not exceed—</p> <ul style="list-style-type: none"> (a) 6 m, (b) 9.15 m in the case of a trailer manufactured before 1st October 1990; <p>An incomplete trailer proceeding to a works for completion or to a place where it is to be stored or displayed for sale;</p> <p>An agricultural vehicle or a works trailer;</p> <p>A caravan;</p> <p>A trailer constructed or adapted for the carriage and launching of a boat;</p> <p>A trailer in respect of which the following conditions are satisfied—</p> <ul style="list-style-type: none"> (a) there is fitted to the trailer all the lighting and light-signalling devices listed in items 1.5.7 to 1.5.20 of Annex I of Community Directive 76/756/EEC, as amended, which are required to be fitted under that Annex; and (b) all those devices are so installed and maintained that they comply with the requirements set out in items 3 and 4 of that Annex.
Rear position lamp	Schedule 10: Part I	None.
Rear fog lamp	Schedule 11: Part I	A trailer manufactured before 1st April 1980;

Status: This is the original version (as it was originally made).

(1) <i>Type of lamp, reflector or rear marking</i>	(2) <i>Schedule in which relevant installation and performance requirements are specified</i>	(3) <i>Exceptions</i>
		<p>A trailer the overall width of which does not exceed 1300 mm;</p> <p>An agricultural vehicle or a works trailer.</p>
Stop lamp	Schedule 12: Part I	An agricultural vehicle or a works trailer.
End-outline marker lamp	Schedule 13: Part I	<p>A trailer having an overall width not exceeding 2100 mm;</p> <p>An incomplete trailer proceeding to a works for completion or to a place where it is to be stored or displayed for sale;</p> <p>An agricultural vehicle or a works trailer;</p>
Rear registration plate lamp	Schedule 15	<p>A trailer manufactured before 1st October 1990.</p> <p>A trailer not required to be fitted with a rear registration plate.</p>
Side retro reflector	Schedule 17: Part I	<p>A trailer the overall length of which, excluding any drawbar, does not exceed 5 m;</p> <p>An incomplete trailer proceeding to a works for completion or to a place where it is to be stored or displayed for sale;</p> <p>Engineering plant;</p>
Front retro reflector	Schedule 21: Part I	<p>A trailer primarily constructed for moving excavated material and which is being used by virtue of an Order under section 44 of the Act.</p> <p>A trailer manufactured before 1st October 1990;</p>

(1) <i>Type of lamp, reflector or rear marking</i>	(2) <i>Schedule in which relevant installation and performance requirements are specified</i>	(3) <i>Exceptions</i>
Rear retro reflector	Schedule 18: Part I	An agricultural vehicle or a works trailer. None.
Rear marking	Schedule 19: Part I	<p>A trailer manufactured before 1st August 1982 the unladen weight of which does not exceed 1020 kg;</p> <p>A trailer the maximum gross weight of which does not exceed 3500 kg;</p> <p>An incomplete trailer proceeding to a works for completion or to a place where it is to be stored or displayed for sale;</p> <p>An agricultural vehicle, a works trailer or engineering plant;</p> <p>A trailer drawn by a bus;</p> <p>A home forces' vehicle;</p> <p>A trailer constructed or adapted for—</p> <ul style="list-style-type: none"> (a) fire fighting or fire salvage; (b) servicing or controlling aircraft; (c) heating and dispensing tar or other material for the construction or maintenance of roads; (d) carrying asphalt or macadam, in each case being mixing or drying plant; or (e) transporting two or more vehicles or vehicle bodies or two or more boats.

Status: This is the original version (as it was originally made).

TABLE VII

Trailer drawn by a pedal cycle

(1) <i>Type of lamp, reflector or rear marking</i>	(2) <i>Schedule in which relevant installation and performance requirements are specified</i>	(3) <i>Exceptions</i>
Rear position lamp	Schedule 10: Part I	None.
Rear retro reflector	Schedule 18: Part I	None.

SCHEDULE 2

(Regulations 18 and 20)

PART I

REQUIREMENTS RELATING TO OBLIGATORY FRONT POSITION LAMPS AND TO OPTIONAL FRONT POSITION LAMPS TO THE EXTENT SPECIFIED IN PART II

1. Number–	Two
(a) Any vehicle not covered by subparagraph (b), (c), (d), (e) or (f):	
(b) A pedal cycle with less than four wheels and without a sidecar:	One
(c) A solo motor bicycle:	One
(d) A motor bicycle combination with a headlamp on the motor bicycle:	One, on the sidecar
(e) An invalid carriage:	One
(f) A vehicle drawn or propelled by hand:	One
2. Position–	No requirement
(a) Longitudinal:	
(b) Lateral–	400 mm
(i) Where two front position lamps are required to be fitted–	
(A) Maximum distance from the side of the vehicle–	
(1) A motor vehicle first used on or after 1st April 1986:	
(2) A trailer manufactured on or after 1st October 1985:	150 mm
(3) Any other vehicle manufactured on or after 1st October 1985:	400 mm

- | | |
|--|---|
| (4) A motor vehicle first used before 1st April 1986 and any other vehicle manufactured before 1st October 1985: | 510 mm |
| (B) Minimum separation distance between front position lamps: | No requirement |
| (ii) (ii) Where one front position lamp is required to be fitted–
(A) A sidecar forming part of a motor bicycle combination: | On the centre-line of the sidecar or on the side of the sidecar furthest from the motor bicycle |
| (B) Any other vehicle: | On the centre-line or off-side of the vehicle |
| (c) Vertical–
(i) Maximum height above the ground–
(A) Any vehicle not covered by sub-paragraph (B), (C) or (D): | 1500 mm or, if the structure of the vehicle makes this impracticable, 2100 mm |
| (B) A motor vehicle first used before 1st April 1986 and a trailer manufactured before 1st October 1985: | 2300 mm |
| (C) A motor vehicle, first used on or after 1st April 1986, having a maximum speed not exceeding 25 mph: | 2100 mm |
| (D) A large passenger-carrying vehicle and a road clearance vehicle: | No requirement |
| (ii) (ii) Minimum height above the ground | No requirement |
| 3. Angles of visibility– | 80° to the left and to the right |
| (a) A motor vehicle (not being a motor bicycle combination or an agricultural vehicle) first used on or after 1st April 1986 and a trailer manufactured on or after 1st October 1985–
(i) Horizontal–
(A) Where one lamp is required to be fitted: | |
| (B) Where two lamps are required to be fitted: | 80° outwards and 45° inwards (5° inwards in the case of a trailer) |
| (ii) (ii) Vertical–
(A) Any case not covered by sub-paragraph (B): | 15° above and below the horizontal |
| (B) Where the highest part of the illuminated area of the lamp is less than 750 mm above the ground: | 15° above and 5° below the horizontal |
| (b) Any other vehicle: | Visible to the front |
| 4. Alignment: | To the front |
| 5. Markings– | An approval mark |

Status: This is the original version (as it was originally made).

- (a) A motor vehicle (other than a solo motor bicycle or a motor bicycle combination) first used on or after 1st January 1972 and a trailer manufactured on or after 1st October 1985:
- (b) A solo motor bicycle and a motor bicycle combination in either case first used on or after 1st April 1986: An approval mark
- (c) Any other vehicle manufactured or first used on or after 1st October 1990: An approval mark or a British Standard mark
- (d) Any other vehicle: No requirement
- 6. Size of illuminated area: No requirement
- 7. Colour: White or, if incorporated in a headlamp which is capable of emitting only a yellow light, yellow
- 8. Wattage: No requirement
- 9. Intensity– No requirement
- (a) A front position lamp bearing any of the markings mentioned in paragraph 5:
- (b) Any other front position lamp: Visible from a reasonable distance
- 10. Electrical connections: No individual requirement
- 11. Tell-tale: No requirement

- 12. Other requirements–
 - (a) Except in the case of a vehicle covered by sub-paragraph (b), where two front position lamps are required to be fitted they shall form a pair.
 - (b) In the case of a trailer manufactured before 1st October 1985 and a motor bicycle combination, where two front position lamps are required to be fitted they shall be fitted on each side of the longitudinal axis of the vehicle.
- 13. Definitions–
 - In this Schedule–
 - “approval mark” means–
 - (a) in relation to a solo motor bicycle or a motor bicycle combination, a marking designated as an approval mark by regulation 4 of the Designation of Approval Marks Regulations and shown at item 50A of Schedule 2 to those Regulations, and
 - (b) in relation to any other motor vehicle or any trailer, either–
 - (i) a marking designated as an approval mark by regulation 5 of the Designation of Approval Marks Regulations and shown at item 5 of Schedule 4 to those Regulations, or
 - (ii) a marking designated as an approval mark by regulation 4 of the Designation of Approval Marks Regulations and shown at item 7 of Schedule 2 to those Regulations;
 - “British Standard mark” means the mark indicated in the specification for photometric and physical requirements for lighting equipment published by the British Standards Institution under the reference BS 6102: Part 3: 1986, namely “BS 6102/3”.

PART II

REQUIREMENTS RELATING TO OPTIONAL FRONT POSITION LAMPS

1. In the case of a solo motor bicycle first used on or after 1st April 1991 which is not fitted with any obligatory front position lamp, not more than two may be fitted which must comply with the requirement specified in paragraph 7 of Part I. Where two are fitted these shall be situated as close together as possible.

2. In the case of a solo motor bicycle first used on or after 1st April 1991 which is fitted with one obligatory front position lamp, not more than one additional lamp may be fitted which must comply with the requirement specified in paragraph 7 of Part I and shall be situated as close as possible to the obligatory front position lamp.

3. In the case of any other vehicle the only requirement prescribed by these Regulations in respect of any which are fitted is that in paragraph 7 of Part I.

SCHEDULE 3

(Regulations 18 and 20)

PART I

requirements relating to obligatory dim-dip devices and running lamps

1. A dim-dip device fitted to satisfy regulation 18 shall cause light to be emitted from the dipped-beam filament of each obligatory dipped-beam headlamp, each such light having, so far as is practicable, an intensity of between 10 and 20 per cent of the intensity of the normal dipped beam.

2. Running lamps fitted to satisfy regulation 18 shall be in the form of a matched pair of front lamps, each of which—

- (a) is fitted in a position in which an obligatory front position lamp may lawfully be fitted, and
- (b) is capable of emitting white light to the front having an intensity of not less than 200 candelas, measured from directly in front of the centre of the lamp in a direction parallel to the longitudinal axis of the vehicle, and of not more than 800 candelas in any direction.

3. The electrical connections to the obligatory dim-dip device or running lamps, as the case may be, shall be such that the light output specified in paragraph 1 or 2 above is emitted automatically whenever—

- (a) the engine of the vehicle is running, or the key or devices which control the starting or stopping of the engine are in the normal position for driving the vehicle, and
 - (i) the obligatory position lamps, but not the headlamps, of the vehicle are switched on, or
 - (ii) the obligatory position lamps are switched off.

PART II

REQUIREMENTS RELATING TO OPTIONAL DIM-DIP DEVICES AND RUNNING LAMPS

There is no requirement relating to an optional dim-dip device or an optional running lamp.

SCHEDULE 4

(Regulations 18 and 20)

PART I

REQUIREMENTS RELATING TO OBLIGATORY DIPPED-BEAM HEADLAMPS AND
TO OPTIONAL DIPPED-BEAM HEADLAMPS TO THE EXTENT SPECIFIED IN PART II

1. Number—	Two
(a) Any vehicle not covered by sub-paragraph (b), (c), (d) or (e):	
(b) A solo motor bicycle and a motor bicycle combination:	One
(c) A motor vehicle with three wheels, other than a motor bicycle combination, first used before 1st January 1972:	One
(d) A motor vehicle with three wheels, other than a motor bicycle combination, first used on or after 1st January 1972 and which has an unladen weight of not more than 400 kg and an overall width of not more than 1300 mm:	One
(e) A bus first used before 1st October 1969:	One
2. Position—	No requirement
(a) Longitudinal:	
(b) Lateral—	400 mm
(i) Where two dipped-beam headlamps are required to be fitted—	
(A) Maximum distance from the side of the vehicle—	
(1) Any vehicle not covered by sub-paragraph (2) or (3):	
(2) A vehicle first used before 1st January 1972:	No requirement
(3) An agricultural vehicle, engineering plant and an industrial tractor:	No requirement
(B) Minimum separation distance between a pair of dipped-beam headlamps:	No requirement
(ii) (ii) Where one dipped-beam headlamp is required to be fitted—	
(A) Any vehicle not covered by sub-paragraph (B):	
	(i) (i) On the centre-line of the motor vehicle (disregarding any sidecar forming part of a motor bicycle combination), or
	(ii) (ii) At any distance from the side of the motor vehicle (disregarding any sidecar forming part of a motor

bicycle combination) provided that a duplicate lamp is fitted on the other side so that together they form a matched pair. In such a case, both lamps shall be regarded as obligatory lamps.

(B) A bus first used before 1st October 1969: No requirement

(c) Vertical— 1200 mm

(i) Maximum height above the ground—

(A) Any vehicle not covered by sub-paragraph (B):

(B) A vehicle first used before 1st January 1952, an agricultural vehicle, a road clearance vehicle, an aerodrome fire tender, an aerodrome runway sweeper, an industrial tractor, engineering plant and a home forces' vehicle: No requirement

(ii) (ii) Minimum height above the ground— 500 mm

(A) Any vehicle not covered by sub-paragraph (B):

(B) A vehicle first used before 1st January 1956: No requirement

3. Angles of visibility: No requirement

4. Alignment—

When a vehicle is at its kerbside weight and has a weight of 75 kg on the driver's seat, and any manual headlamp levelling device control is set to the stop position, the alignment of every dipped-beam headlamp shall, as near as practicable, be as follows:

(a) In the case of a vehicle having a maximum speed exceeding 25 mph—

(i) If the dipped-beam headlamp bears an approval mark its aim shall be set so that the horizontal part of the cut-off of the beam pattern is inclined downwards as indicated by the vehicle manufacturer in a marking on the vehicle, as mentioned in sub-paragraph 12(b) or, where no such marking is provided—

(A) 1.3 per cent if the height of the centre of the headlamp is not more than 850 mm above the ground, or

(B) 2 per cent if the height of the centre of the headlamp is more than 850 mm above the ground;

(ii) If the dipped-beam headlamp does not bear an approval mark and the headlamp can also be used as a main-beam headlamp its aim shall be set so that the centre of the main-beam pattern is horizontal or inclined slightly below the horizontal;

(iii) If the dipped-beam headlamp does not bear an approval mark and the headlamp cannot also be used as a main-beam headlamp its aim shall be set so as not to cause undue dazzle or discomfort to other persons using the road;

(b) In the case of a vehicle having a maximum speed not exceeding 25 mph—

Status: This is the original version (as it was originally made).

- (i) If the dipped-beam headlamp bears an approval mark or not and the headlamp can also be used as a main-beam headlamp its aim shall be set so that the centre of the main-beam pattern is horizontal or inclined slightly below the horizontal;
- (ii) If the dipped-beam headlamp bears an approval mark or not and the headlamp cannot also be used as a main-beam headlamp its aim shall be set so as not to cause undue dazzle or discomfort to other persons using the road.

5. Markings– An approval mark or a British Standard mark

(a) Any vehicle not covered by subparagraph (b), (c) or (d):

(b) A motor vehicle first used before 1st April 1986: No requirement

(c) A three-wheeled motor vehicle, not being a motor bicycle combination, first used on or after 1st April 1986 and having a maximum speed not exceeding 50 mph: No requirement

(d) A solo motor bicycle and a motor bicycle combination: No requirement

6. Size of illuminated area: No requirement

7. Colour: White or yellow

8. Wattage– No requirement

(a) A motor vehicle with four or more wheels first used on or after 1st April 1986:

(b) A three-wheeled motor vehicle, not being a motor bicycle combination, first used on or after 1st April 1986– 15 watts minimum

(i) having a maximum speed not exceeding 50 mph:

(ii) (ii) having a maximum speed exceeding 50 mph: No requirement

(c) A motor vehicle with four or more wheels first used before 1st April 1986: 30 watts minimum

(d) A three-wheeled motor vehicle, not being a motor bicycle combination, first used before 1st April 1986: 24 watts minimum

(e) A solo motor bicycle and a motor bicycle combination– 10 watts minimum

(i) having an engine not exceeding 250 cc and a maximum speed not exceeding 25 mph:

(ii) (ii) having an engine not exceeding 250 cc and a maximum speed exceeding 25 mph: 15 watts minimum

(iii) (iii) having an engine exceeding 250 cc: 24 watts minimum

9. Intensity: No requirement

10. Electrical connections–

Where a matched pair of dipped-beam headlamps is fitted they shall be capable of being switched on and off simultaneously and not otherwise.

11. Tell-tale: No requirement

12. Other requirements–

(a) Every dipped-beam headlamp shall be so constructed that the direction of the beam of light emitted therefrom can be adjusted whilst the vehicle is stationary.

(b) Every vehicle which–

(i) is fitted with dipped-beam headlamps bearing an approval mark,

(ii) has a maximum speed exceeding 25 mph, and

(iii) is first used on or after 1st April 1991

shall be marked with a clearly legible and indelible marking, as illustrated in Schedule 23, close to either the headlamps or the manufacturer's plate showing the setting recommended by the manufacturer for the downward inclination of the horizontal part of the cut-off of the beam pattern of the dipped-beam headlamps when the vehicle is at its kerbside weight and has a weight of 75 kg on the driver's seat. That setting shall be a single figure–

(A) between 1 and 1.5 per cent if the height of the centre of the headlamp is not more than 850 mm above the ground, and

(B) between 1 and 2 per cent if the height of the centre of the headlamp is more than 850 mm above the ground.

(c) Every dipped-beam headlamp fitted to a vehicle first used on or after 1st April 1986 in accordance with this part of this Schedule shall be designed for a vehicle which is intended to be driven on the left-hand side of the road.

(d) Where two dipped-beam headlamps are required to be fitted they shall form a matched pair.

13. Definitions–

In this Schedule–

“approval mark” means either–

(a) a marking designated as an approval mark by regulation 5 of the Designation of Approval Marks Regulations and shown at item 12 or 13 or 14 or 16 or, in the case of a vehicle having a maximum speed not exceeding 25 mph, 27 or 28 of Schedule 4 to those Regulations, or

(b) a marking designated as an approval mark by regulation 4 of the Designation of Approval Marks Regulations and shown at item 1A or 1B or 1C or 1E or 5A or 5B or 5C or 5E or 8C or 8D or 8E or 8F or 8G or 8H or 8K or 8L or 20C or 20D or 20E or 20F or 20G or 20H or 20K or 20L or 31A or 31C or, in the case of a vehicle having a maximum speed not exceeding 25 mph, 1H or 1I or 5H or 5I of Schedule 2 to those Regulations; and

“British Standard mark” means the specification for sealed beam headlamps published by the British Standards Institution under the reference BS AU 40: Part 4a: 1966 as amended by Amendment AMD 2188 published in December 1976, namely “B.S. AU40”.

PART II

REQUIREMENTS RELATING TO OPTIONAL DIPPED-BEAM HEADLAMPS

1. In the case of a vehicle with three or more wheels having a maximum speed exceeding 25 mph first used on or after 1st April 1991, two and not more than two may be fitted and the only requirements prescribed by these Regulations in respect of any which are fitted are—

- (a) those specified in paragraphs 2(c), 4, 7, 10 and 12(a) of Part I,
- (b) that they are designed for a vehicle which is intended to be driven on the right-hand side of the road,
- (c) that they form a matched pair, and
- (d) that their electrical connections are such that not more than one pair of dipped-beam headlamps is capable of being illuminated at a time.

2. In the case of any other vehicle, any number may be fitted and the only requirements prescribed by these Regulations in respect of any which are fitted are those specified in paragraphs 2(c), 4, 7 and 12(a) of Part I.

SCHEDULE 5

(Regulations 18 and 20)

PART I

REQUIREMENTS RELATING TO OBLIGATORY MAIN-BEAM HEADLAMPS AND TO OPTIONAL MAIN-BEAM HEADLAMPS TO THE EXTENT SPECIFIED IN PART II

<p>1. Number—</p> <p>(a) Any vehicle not covered by sub-paragraph (b), (c) or (d):</p> <p>(b) A solo motor bicycle and motor bicycle combination:</p> <p>(c) A motor vehicle with three wheels, other than a motor bicycle combination, first used before 1st January 1972:</p> <p>(d) A motor vehicle with three wheels, other than a motor bicycle combination, first used on or after 1st January 1972 and which has an unladen weight of not more than 400 kg and an overall width of not more than 1300 mm:</p>	<p style="text-align: right;">Two</p> <p style="text-align: right;">One</p> <p style="text-align: right;">One</p> <p style="text-align: right;">One</p>
<p>2. Position—</p> <p>(a) Longitudinal:</p> <p>(b) Lateral—</p> <p>(i) Where two main-beam headlamps are required to be fitted—</p> <p>(A) Maximum distance from the side of the vehicle:</p>	<p style="text-align: right;">No requirement</p> <p style="text-align: right;">The outer edges of the illuminated areas must in no case be closer to the side of the vehicle than the outer edges of the illuminated areas of the obligatory dipped-beam headlamps.</p>

- (B) Maximum separation distance between a pair of main-beam headlamps: No requirement
- (ii) (ii) Where one main-beam headlamp is required to be fitted:
- (i) (i) On the centre-line of the motor vehicle (disregarding any sidecar forming part of a motor bicycle combination), or
- (ii) (ii) At any distance from the side of the vehicle (disregarding any sidecar forming part of a motor bicycle combination) provided that a duplicate lamp is fitted on the other side so that together they form a matched pair. In such a case, both lamps shall be treated as obligatory lamps.
- (c) Vertical: No requirement
3. Angles of visibility: No requirement
4. Alignment: To the front
5. Markings– An approval mark or a British Standard mark
- (a) Any vehicle not covered by sub-paragraph (b), (c) or (d):
- (b) A motor vehicle first used before 1st April 1986: No requirement
- (c) A three-wheeled motor vehicle, not being a motor bicycle combination, first used on or after 1st April 1986 and having a maximum speed not exceeding 50 mph: No requirement
- (d) A solo motor bicycle and a motor bicycle combination: No requirement
6. Size of illuminated area: No requirement
7. Colour: White or yellow
8. Wattage– No requirement
- (a) A motor vehicle, other than a solo motor bicycle or motor bicycle combination, first used on or after 1st April 1986:
- (b) A motor vehicle, other than a solo motor bicycle or a motor bicycle combination, first used before 1st April 1986: 30 watts minimum
- (c) A solo motor bicycle and a motor bicycle combination– 15 watts minimum
- (i) (i) having an engine not exceeding 250 cc:
- (ii) (ii) having an engine exceeding 250 cc: 30 watts minimum

Status: This is the original version (as it was originally made).

9. Intensity:	No requirement
10. Electrical connections—	
(a) Every main-beam headlamp shall be so constructed that the light emitted therefrom—	
(i) can be deflected at the will of the driver to become a dipped beam, or	
(ii) can be extinguished by the operation of a device which at the same time either—	
(A) causes the lamp to emit a dipped beam, or	
(B) causes another lamp to emit a dipped beam.	
(b) Where a matched pair of main-beam headlamps is fitted they shall be capable of being switched on and off simultaneously and not otherwise.	
11. Tell-tale—	A circuit-closed tell-tale shall be fitted
(a) Any vehicle not covered by sub-paragraph (b):	
(b) A motor vehicle first used before 1st April 1986: No requirement	
12. Other requirements—	
(a) Every main-beam headlamp shall be so constructed that the direction of the beam of light emitted therefrom can be adjusted whilst the vehicle is stationary.	
(b) Except in the case of a bus first used before 1st October 1969, where two main-beam headlamps are required to be fitted they shall form a matched pair.	
13. Definitions—	
In this Schedule—	
“approval mark” means—	
(a) a marking designated as an approval mark by regulation 5 of the Designation of Approval Marks Regulations and shown at item 12 or 13 or 17 of Schedule 4 to those Regulations; or	
(b) a marking designated as an approval mark by regulation 4 of the Designation of Approval Marks Regulations and shown at item 1A or 1B or 1F or 5A or 5B or 5F or 8C or 8D or 8E or 8F or 8M or 8N or 20C or 20D or 20E or 20F or 20M or 20N or 31A or 31D of Schedule 2 to those Regulations; and	
“British Standard mark” means the specification for sealed beam headlamps published by the British Standards Institution under the reference BS AU 40: Part 4a: 1966 as amended by Amendment AMD 2188 published in December 1976, namely “B.S. AU40”.	

PART II

REQUIREMENTS RELATING TO OPTIONAL MAIN-BEAM HEADLAMPS

Any number may be fitted and the only requirements prescribed by these Regulations in respect of any which are fitted are those specified in paragraphs 7, 10 and 12(a) of Part I and, in the case of a motor vehicle first used on or after 1st April 1991, paragraph 5 of Part I.

SCHEDULE 6

(Regulation 20)

requirements relating to optional front fog lamps

1. Number–	No requirement
(a) Any vehicle not covered by sub-paragraph (b):	
(b) A motor vehicle, other than a motor bicycle or motor bicycle combination, first used on or after 1st April 1991:	Not more than two
2. Position–	No requirement
(a) Longitudinal:	
(b) Lateral–	400 mm
(i) Where a pair of front fog lamps is used in conditions of seriously reduced visibility in place of the obligatory dipped beam headlamps– Maximum distance from side of vehicle:	
(ii) (ii) in all other cases:	No requirement
(c) Vertical–	1200 mm
(i) Maximum height above the ground– (A) Any vehicle not covered by sub-paragraph (B):	
(B) An agricultural vehicle, a road clearance vehicle, an aerodrome fire tender, an aerodrome runway sweeper, an industrial tractor, engineering plant and a home forces' vehicle:	No requirement
(ii) (ii) Minimum height above the ground:	No requirement
3. Angles of visibility:	No requirement
4. Alignment:	To the front and so aimed that the upper edge of the beam is, as near as practicable, 3 per cent below the horizontal when the vehicle is at its kerbside weight and has a weight of 75 kg on the driver's seat
5. Markings–	An approval mark
(a) A vehicle first used on or after 1st April 1986:	
(b) A vehicle first used before 1st April 1986:	No requirement
6. Size of illuminated area:	No requirement
7. Colour:	White or yellow

Status: This is the original version (as it was originally made).

8. Wattage:	No requirement
9. Intensity:	No requirement
10. Electrical connections:	No individual requirement
11. Tell-tale:	No requirement

12. Other requirements–

Every front fog lamp shall be so constructed that the direction of the beam of light emitted therefrom can be adjusted whilst the vehicle is stationary.

13. Definitions–

In this Schedule “approval mark” means either–

- (a) a marking designated as an approval mark by regulation 5 of the Designation of Approval Marks Regulations and shown at item 19 of Schedule 4 to those Regulations; or
- (b) a marking designated as an approval mark by regulation 4 of the Designation of Approval Marks Regulations and shown at item 19 or 19A of Schedule 2 of those Regulations.

SCHEDULE 7

(Regulations 18 and 20)

PART I

REQUIREMENTS RELATING TO OBLIGATORY DIRECTION INDICATORS AND TO OPTIONAL DIRECTION INDICATORS TO THE EXTENT SPECIFIED IN PART II

1. Number (on each side of a vehicle)–	One front indicator (Category 1, 1a or 1b), one rear indicator (Category 2, 2a or 2b) and one side repeater indicator (Category 5) or, in the case of a motor vehicle having a maximum speed not exceeding 25 mph, one front indicator (Category 1, 1a or 1b) and one rear indicator (Category 2, 2a or 2b).
(a) A motor vehicle with three or more wheels, not being a motor bicycle combination, first used on or after 1st April 1986:	
(b) A trailer manufactured on or after 1st October 1985 drawn by a motor vehicle:	One rear indicator (Category 2, 2a or 2b) or, in the case of a trailer towed by a solo motor bicycle or a motor bicycle combination, one rear indicator (Category 12).
(c) A solo motor bicycle and a motor bicycle combination, in each case first used on or after 1st April 1986:	One front indicator (Category 1, 1a, 1b or 11) and one rear indicator (Category 2, 2a, 2b or 12).
(d) A motor vehicle first used on or after 1st January 1936 and before 1st April 1986, a trailer manufactured on or after 1st January 1936 and before 1st October 1985, a pedal cycle with or without a sidecar or a trailer, a horse-drawn vehicle and a vehicle drawn or propelled by hand:	Any arrangement of indicators so as to satisfy the requirements for angles of visibility in paragraph 3.

<p>(e) A motor vehicle first used before 1st April 1936 and any trailer manufactured before that date:</p>	<p>Any arrangement of indicators so as to make the intention of the driver clear to other road users.</p>
<p>2. Position–</p>	<p>Within 2600 mm of the front of the vehicle</p>
<p>(a) Longitudinal–</p>	
<p>(i) A side repeater indicator which is required to be fitted in accordance with paragraph 1(a):</p>	
<p>(ii) (ii) Any other indicator:</p>	<p>No requirement</p>
<p>(b) Lateral–</p>	<p>400 mm</p>
<p>(i) Maximum distance from the side of the vehicle–</p>	
<p>(A) Any vehicle not covered by sub-paragraph (B):</p>	
<p>(B) A motor vehicle first used before 1st April 1986, a trailer manufactured before 1st October 1985, a solo motor bicycle, a pedal cycle, a horse-drawn vehicle and a vehicle drawn or propelled by hand:</p>	<p>No requirement</p>
<p>(ii) (ii) Minimum separation distance of a vehicle–</p>	<p>500 mm or, if the overall width of the vehicle is less than 1400 mm, 400 mm</p>
<p>(A) A motor vehicle (other than a solo motor bicycle or a motor bicycle combination or an invalid carriage having a maximum speed not exceeding 8 mph) first used on or after 1st April 1986, a trailer manufactured on or after 1st October 1985, a horse-drawn vehicle, a pedestrian-controlled vehicle and a vehicle drawn or propelled by hand:</p>	
<p>(B) A solo motor bicycle having an engine exceeding 50 cc and first used on or after 1st April 1986–</p>	<p>300 mm</p>
<p>(1) Front indicators:</p>	
<p>(2) Rear indicators:</p>	<p>240 mm</p>
<p>(C) A solo motor bicycle having an engine not exceeding 50 cc and first used on or after 1st April 1986 and a pedal cycle–</p>	<p>240 mm</p>
<p>(1) Front indicators:</p>	
<p>(2) Rear indicators:</p>	<p>180 mm</p>

Status: This is the original version (as it was originally made).

- (D) A motor bicycle combination first used on or after 1st April 1986: 400 mm
- (E) An invalid carriage having a maximum speed not exceeding 8 mph–
- (1) Front indicators:
- (2) Rear indicators: 300 mm
- (F) A motor vehicle first used before 1st April 1986 and a trailer manufactured before 1st October 1985: No requirement
- (iii) (iii) Minimum separation distance between a front indicator and any dipped-beam headlamp or front fog lamp–
- (a) in the case of a Category 1 indicator, 40 mm;
- (b) in the case of a Category 1a indicator, 20 mm;
- (c) in the case of a Category 1b indicator, no requirement
- (A) Fitted to a motor vehicle, other than a solo motor bicycle or a motor bicycle combination, first used on or after 1st April 1991:
- (B) Fitted to a solo motor bicycle or a motor bicycle combination in either case first used on or after 1st April 1986: 100 mm
- (C) Fitted to any other vehicle: No requirement
- (c) Vertical–
- (i) Maximum height above the ground–
- (A) Any vehicle not covered by sub-paragraph (B) or (C): 1500 mm or, if the structure of the vehicle makes this impracticable, 2300 mm.
- (B) A motor vehicle first used before 1st April 1986 and a trailer manufactured before 1st October 1985: No requirement
- (C) A motor vehicle having a maximum speed not exceeding 25 mph: No requirement
- (ii) (ii) Minimum height above the ground: 350 mm
- 3. Angles of visibility–** 80° outwards and 45° inwards
- (a) A motor vehicle first used on or after 1st April 1986 and a trailer manufactured on or after 1st October 1985–
- (i) Horizontal (see diagrams in Part III of this Schedule)–
- (A) A front or rear indicator fitted to a motor vehicle, other than a solo motor bicycle or a motor bicycle combination, having a maximum speed exceeding 25

- mph and every rear indicator fitted to a trailer:
- (B) A front or rear indicator fitted to a solo motor bicycle or a motor bicycle combination: 80° outwards and 20° inwards
- (C) A front or rear indicator fitted to a motor vehicle, other than a solo motor bicycle or a motor bicycle combination, having a maximum speed not exceeding 25 mph: 80° outwards and 3° inwards
- (D) A side repeater indicator fitted to a motor vehicle or a trailer: Between rearward angles of 5° outboard and 60° outboard or, in the case of a motor vehicle having a maximum speed not exceeding 25 mph where it is impracticable to comply with the 5° angle, this may be replaced by 10°.
- (ii) (ii) Vertical— 15° above and below the horizontal
- (A) Except as provided by subparagraph (B) or (C):
- (B) Where the highest part of the illuminated area of the lamp is less than 1900 mm above the ground and the vehicle is a motor vehicle having a maximum speed not exceeding 25 mph: 15° above and 10° below the horizontal
- (C) Where the highest part of the illuminated area of the lamp is less than 750 mm above the ground: 15° above and 5° below the horizontal
- (b) A motor vehicle first used before 1st April 1986, a trailer manufactured before 1st October 1985, a pedal cycle, a horse-drawn vehicle and a vehicle drawn or propelled by hand: Such that at least one (but not necessarily the same) indicator on each side is plainly visible to the rear in the case of a trailer and both to the front and rear in the case of any other vehicle.
- 4. Alignment—** To the front
- (a) A front indicator:
- (b) A rear indicator: To the rear
- (c) A side repeater indicator (Category 5): As shown in the first sketch in Part III of this Schedule
- 5. Markings—** An approval mark and, above such mark, the following numbers—
- (a) A motor vehicle, other than a solo motor bicycle or a motor bicycle combination, first used on or after 1st April 1986 and a trailer, other than a trailer drawn by a solo motor bicycle or a motor bicycle combination, manufactured on or after 1st October 1985: in the case of a front indicator, “1”, “1a” or “1b”;
in the case of a rear indicator, “2”, “2a” or “2b”;
in the case of a side repeater indicator, “5”.
- (b) A solo motor bicycle and a motor bicycle combination in either case first used on or after 1st April 1986, a trailer, manufactured on or after 1st October 1985, drawn by such a solo motor: An approval mark and, above such mark, the following numbers—
in the case of a front indicator, “1”, “1a”, “1b” or “11”;

Status: This is the original version (as it was originally made).

bicycle or a motor bicycle combination, a pedal cycle, a horse-drawn vehicle and a vehicle drawn or propelled by hand:	in the case of a rear indicator, “2”, “2a”, “2b” or “12”; in the case of a side repeater indicator, “5”.
--	---

(c) A motor vehicle first used before 1st April 1986 and a trailer manufactured before 1st October 1985: No requirement

6. Size of illuminated area: No requirement

7. Colour– Amber

(a) Any vehicle not covered by subparagraph (b):

(b) An indicator fitted to a motor vehicle first used before 1st September 1965 and any trailer drawn thereby– White or amber

(i) if it shows only the front:

(ii) (ii) if it shows only the rear: Red or amber

(iii) (iii) if it shows both to the front and to the rear: Amber

8. Wattage– 15 to 36 watts

(a) Any front or rear indicator which emits a flashing light and does not bear an approval mark:

(b) Any other indicator: No requirement

9. Intensity– No requirement

(a) An indicator bearing an approval mark:

(b) An indicator not bearing an approval mark: Such that the light is plainly visible from a reasonable distance

10. Electrical connections–

(a) All indicators on one side of a vehicle together with all indicators on that side of any trailer drawn by the vehicle, while so drawn, shall be operated by one switch.

(b) All indicators on one side of a vehicle or combination of vehicles showing a flashing light shall flash in phase, except that in the case of a solo motor bicycle, a motor bicycle combination and a pedal cycle, the front and rear direction indicators on one side of the vehicle may flash alternately.

11. Tell-tale–

(a) One or more indicators on each side of a vehicle to which indicators are fitted shall be so designed and fitted that the driver when in his seat can readily be aware when it is in operation; or

(b) The vehicle shall be equipped with an operational tell-tale for front and rear indicators (including any rear indicator on the rearmost of any trailers drawn by the vehicle).

12. Other requirements–

(a) Every indicator (other than a semaphore arm, that is an indicator in the form of an illuminated sign which when in operation temporarily alters the outline of the vehicle to the extent of at least 150 mm measured horizontally and is visible from both the front and rear of the vehicle) shall when in operation show a light which flashes constantly at the rate of not less than 60 nor more than 120

flashes per minute. However, in the event of a failure, other than a short-circuit of an indicator, any other indicator on the same side of the vehicle or combination of vehicles may continue to flash, but the rate may be less than 60 or more than 120 flashes per minute. Every indicator shall when in operation perform efficiently regardless of the speed of the vehicle.

(b) Where two front or rear direction indicators are fitted to a motor vehicle first used on or after 1st April 1986, and two rear direction indicators are fitted to a trailer manufactured on or after 1st October 1985, in each case they shall be fitted so as to form a pair.

(c) A rear direction indicator on each side of a vehicle shall not be fitted on a boot lid or other movable part of the vehicle.

13. Definitions—

In this Schedule “approval mark” means either—

- (a) a marking designated as an approval mark by regulation 5 of the Designation of Approval Marks Regulations and shown at item 9 of Schedule 4 to those Regulations; or
- (b) a marking designated as an approval mark by regulation 4 of the Designation of Approval Marks Regulations and shown at item 6 or, in the case of a solo motor bicycle or a motor bicycle combination, a pedal cycle, a horse-drawn vehicle or a vehicle drawn or propelled by hand, at item 50 of Schedule 2 to those Regulations.

PART II

REQUIREMENTS RELATING TO OPTIONAL DIRECTION INDICATORS

1. No vehicle shall be fitted with a total of more than one front indicator nor more than two rear indicators, on each side.

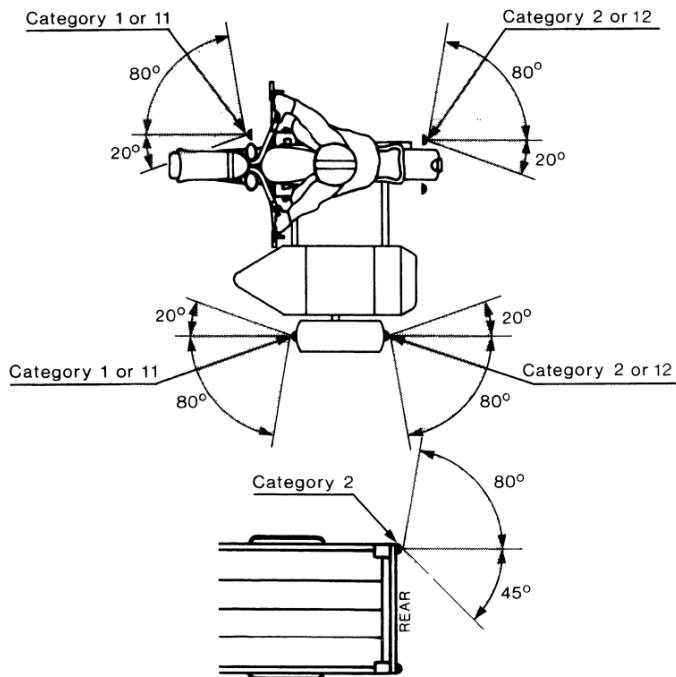
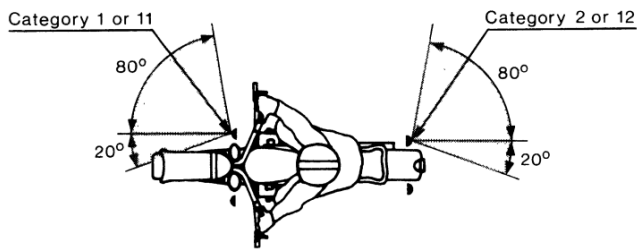
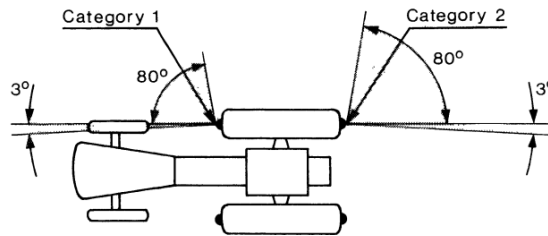
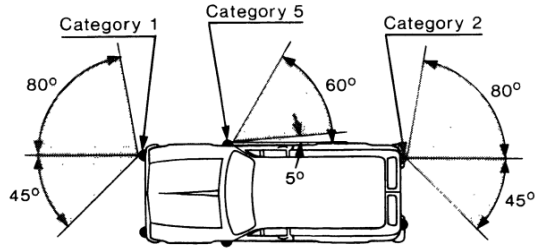
2. Any number of side indicators may be fitted to the side (excluding the front and rear) of a vehicle.

3. The only other requirements prescribed by these Regulations in respect of any which are fitted are those specified in paragraphs 5, 7, 8, 9, 10, 11, 12(a) and 12(b) of Part I.

Status: This is the original version (as it was originally made).

PART III

PART III



SCHEDULE 8

(Regulations 18 and 20)

requirements relating to obligatory and optional hazard warning signal devices
Every hazard warning signal device shall—

- (a) be operated by one switch;
- (b) cause all the direction indicators with which a vehicle or a combination of vehicles is equipped to flash in phase;
- (c) be provided with a circuit-closed tell-tale in the form of a flashing light which may operate in conjunction with any direction indicator tell-tale; and
- (d) be able to function even if the device which controls the starting and stopping of the engine is in a position which makes it impossible to start the engine.

SCHEDULE 9

(Regulations 18, 20 and 22)

PART I

REQUIREMENTS RELATING TO OBLIGATORY SIDE MARKER LAMPS AND TO OPTIONAL SIDE MARKER LAMPS TO THE EXTENT SPECIFIED IN PART II

1. Number—	On each side: two and as many more as
(a) A vehicle not covered by sub-paragraph (b) which is—	are sufficient to satisfy the requirements of paragraph 2(a)
(i) a motor vehicle first used on or after 1st April 1991 or a trailer manufactured on or after 1st October 1990;	
(ii) (ii) a trailer manufactured before 1st October 1990:	One on each side
(b) Long vehicles and vehicle combinations to which regulation 22 applies:	The numbers required by regulation 22
2. Position—	4 m
(a) Longitudinal—	
(i) A vehicle of a type mentioned in sub-paragraph 1(a)(i)—	
(A) Maximum distance from the front of the vehicle, including any drawbar, in respect of the foremost side marker lamp on each side:	
(B) Maximum distance from the rear of the vehicle in respect of the rearmost side marker lamp on each side:	1 m

Status: This is the original version (as it was originally made).

(C) Maximum separation distance between the light-emitting surfaces of adjacent side marker lamps on the same side of the vehicle:	3 m or, if this is not practicable, 4 m
(ii) (ii) A vehicle of a type mentioned in sub-paragraph 1(a)(ii):	Such that no part of the light-emitting surface is forward of, or more than 1530 mm to the rear of, the centre point of the overall length of the trailer
(iii) (iii) Long vehicles and vehicle combinations, including any loads, to which regulation 22 applies:	As specified in regulation 22
(b) Lateral:	No requirement
(c) Vertical–	2300 mm
(i) Maximum height above the ground:	
(ii) (ii) Minimum height above the ground:	No requirement
3. Angles of visibility–	45° to the left and to the right when viewed in a direction at right angles to the longitudinal axis of the vehicle
(a) Horizontal:	
(b) Vertical:	No requirement
4. Alignment:	To the side
5. Markings:	No requirement
6. Size of illuminated area:	No requirement
7. Colour:	Amber
	or, if within 1 m of the rear of the vehicle it may be red
	or, if the vehicle is a trailer manufactured before 1st October 1990, it may be white when viewed from the front and red when viewed from the rear
8. Wattage:	No requirement
9. Intensity:	Visible from a reasonable distance
10. Electrical connections:	No individual requirement
11. Tell-tale:	No requirement

PART II

REQUIREMENTS RELATING TO OPTIONAL SIDE MARKER LAMPS

Any number may be fitted and the only requirement prescribed by these Regulations in respect of any which are fitted is that specified in paragraph 7 of Part I.

SCHEDULE 10

(Regulations 18 and 20)

PART I

REQUIREMENTS RELATING TO OBLIGATORY REAR POSITION LAMPS AND
TO OPTIONAL REAR POSITION LAMPS TO THE EXTENT SPECIFIED IN PART II

1. Number–	Two
(a) Any vehicle not covered by sub-paragraph (b), (c), (d), (e), (f), (g) or (h):	
(b) A bus first used before 1st April 1955:	One
(c) A solo motor bicycle:	One
(d) A pedal cycle with less than four wheels and without a sidecar:	One
(e) A trailer drawn by a pedal cycle and a trailer, the overall width of which does not exceed 800 mm, drawn by a solo motor bicycle or by a motor bicycle combination:	One
(f) An invalid carriage having a maximum speed not exceeding 4 mph:	One
(g) A vehicle drawn or propelled by hand:	One
(h) A motor vehicle having three or more wheels and a maximum speed not exceeding 25 mph and a trailer drawn by any such vehicle if, in either case, the structure of the vehicle makes it impracticable to meet all of the relevant requirements of paragraphs 2 and 3 below with two lamps:	Four
2. Position–	At or near the rear
(a) Longitudinal:	
(b) Lateral–	400 mm
(i) Where two lamps are required to be fitted–	
(A) Maximum distance from the side of the vehicle–	
(1) Any vehicle not covered by sub-paragraph (2):	
(2) A motor vehicle first used before 1st April 1986 and any other vehicle manufactured before 1st October 1985:	800 mm
(B) Minimum separation distance between a pair of rear position lamps–	500 mm. If the overall width of the vehicle is less than 1400 mm, 400 mm or if less than 800 mm, 300 mm

Status: This is the original version (as it was originally made).

- (1) Any vehicle not covered by sub-paragraph (2):
- (2) A motor vehicle first used before 1st April 1986 and any other vehicle manufactured before 1st October 1985:
 - (ii) (ii) Where one lamp is required to be fitted: On the centre-line or off side of the vehicle
 - (iii) (iii) Where four lamps are required to be fitted– Such that they satisfy the relevant requirements in sub-paragraph 2(b)(i)(A)
 - (A) Maximum distance from the side of the vehicle–
 - (1) One pair of lamps:
 - (2) The other pair of lamps: No requirement
- (B) Minimum separation distance between rear position lamps– Such that they satisfy the relevant requirements in sub-paragraph 2(b)(i)(B)
 - (1) One pair of lamps:
 - (2) The other pair of lamps: No requirement
- (c) Vertical– 1500 mm or, if the structure of the vehicle makes this impracticable, 2100 mm
 - (i) Maximum height above the ground where one or two rear position lamps are required to be fitted–
 - (A) Any vehicle not covered by sub-paragraph (B) or (C):
- (B) A bus first used before 1st April 1986: No requirement
- (C) A motor vehicle first used before 1st April 1986 not being a bus, a trailer manufactured before 1st October 1985, an agricultural vehicle, a horse-drawn vehicle, an industrial tractor and engineering plant: 2100 mm
 - (ii) (ii) Maximum height above the ground where four rear position lamps are required to be fitted– Such that they satisfy the relevant requirements in paragraph 2(c)(i)
 - (A) One pair of lamps:
 - (B) The other pair of lamps: No requirement
 - (iii) (iii) Minimum height above the ground– 350 mm
 - (A) A vehicle not covered by sub-paragraph (B):
- (B) A motor vehicle first used before 1st April 1986 and any other vehicle manufactured before 1st October 1985: No requirement
- 3. Angles of visibility– 45° inwards and 80° outwards

- (a) A motor vehicle, other than a motor bicycle combination, first used on or after 1st April 1986 and a trailer manufactured on or after 1st October 1985–
 - (i) Horizontal–
 - (A) Where two lamp are required to be fitted:
 - (B) Where one lamp is required to be fitted: 80° to the left and to the right
 - (C) Where four lamps are required to be fitted– 0° inwards and 80° outwards
 - (1) The outer pair of lamps:
 - (2) The inner pair of lamps: 45° inwards and 80° outwards
 - (ii) Vertical– 15° above and below the horizontal
 - (A) Where one or two rear position lamps are required to be fitted–
 - (1) Any vehicle not covered by sub-paragraph (2) or (3):
 - (2) Where the highest part of the illuminated area of the lamp is less than 1500 mm above the ground: 15° above and 10° below the horizontal
 - (3) Where the highest part of the illuminated area of the lamp is less than 750 mm above the ground: 15° above and 5° below the horizontal
 - (B) Where four rear position lamps are required to be fitted– Such that they satisfy the relevant requirements in paragraph 3(a)(ii)(A)
 - (1) One pair of lamps:
 - (2) The other pair of lamps: Visible to the rear
 - (b) A motor vehicle, other than a motor bicycle combination, first used before 1st April 1986 and any other vehicle manufactured before 1st October 1985: Visible to the rear
 - (c) A vehicle drawn or propelled by hand, a pedal cycle, a horse-drawn vehicle and a motor bicycle combination: Visible to the rear
- 4. Alignment: To the rear
- 5. Markings– An approval mark
- (a) A motor vehicle or a trailer not covered by sub-paragraph (b), (c) or (d):
- (b) A motor vehicle first used before 1st January 1974 and a trailer, other than a trailer drawn by a pedal cycle, manufactured before that date: No requirement

Status: This is the original version (as it was originally made).

- (c) A solo motor bicycle and a motor bicycle combination, in each case first used before 1st April 1986, and a trailer manufactured before 1st October 1985 and drawn by a solo motor bicycle or a motor bicycle combination: No requirement
- (d) A pedal cycle, a trailer drawn by a pedal cycle, an invalid carriage having a maximum speed not exceeding 4 mph, a horse-drawn vehicle and a vehicle drawn or propelled by hand: An approval mark or a British Standard mark
- 6. Size of illuminated area: No requirement
- 7. Colour: Red
- 8. Wattage: No requirement
- 9. Intensity— No requirement
- (a) A rear position lamp bearing any of the markings mentioned in paragraph 4:
- (b) Any other rear position lamp: Visible from a reasonable distance
- 10. Electrical connections: No individual requirement
- 11. Tell-tale: No requirement

12. Other requirements—

(a) Except in the case of a motor vehicle first used before 1st April 1986, any other vehicle manufactured before 1st October 1985 and a motor bicycle combination, where two rear position lamps are required to be fitted they shall form a matched pair and where four rear position lamps are required to be fitted they shall form two matched pairs.

(b) A rear position lamp shall not be fitted on a boot lid or other movable part of the vehicle.

13. Definitions—

In this Schedule—

“approval mark” means—

- (a) in relation to a solo motor bicycle, a motor bicycle combination and a trailer drawn by a solo motor bicycle or a motor bicycle combination, a marking designated as an approval mark by regulation 4 of the Designation of Approval Marks Regulations and shown at item 50A of Schedule 2 to those Regulations, and
- (b) in relation to any other motor vehicle or any other trailer, either—
 - (i) a marking designated as an approval mark by regulation 5 of the Designation of Approval Marks Regulations and shown at item 6 or, if combined with a stop lamp, at item 8 of Schedule 4 to those Regulations, or
 - (ii) a marking designated as an approval mark by regulation 4 of the Designation of Approval Marks Regulations and shown at item 7A or, if combined with a stop lamp, at item 7C of Schedule 2 to those Regulations; and

“British Standard mark” means—

- (a) the mark indicated in the specification for cycle rear lamps published by the British Standards Institution under the reference 3648:1963 as amended by Amendment PD 6137 published in May 1967 and by AMD 4753 published in July 1985, or

- (b) the mark indicated in the specification for photometric and physical requirements for lighting equipment published by the British Standards Institution under the reference BS 6102: Part 3: 1986, namely “BS 6102/3”.

PART II

REQUIREMENTS RELATING TO OPTIONAL REAR POSITION LAMPS

Any number may be fitted and the only requirement prescribed by these Regulations in respect of any which are fitted is that specified in paragraph 7 of Part I.

SCHEDULE 11

(Regulations 18 and 20)

PART I

REQUIREMENTS RELATING TO OBLIGATORY REAR FOG LAMPS AND TO OPTIONAL REAR FOG LAMPS TO THE EXTENT SPECIFIED IN PART II

1. Number:	One
2. Position—	At or near the rear of the vehicle
(a) Longitudinal:	
(b) Lateral—	On the centre-line or off side of the vehicle (disregarding any sidecar forming part of a motor bicycle combination)
(i) Where one rear fog lamp is fitted:	No requirement
(ii) (ii) Where two lamps are fitted:	No requirement
(c) Vertical—	1000 mm
(i) Maximum height above the ground—	
(A) Any vehicle not covered by sub-paragraph (B):	2100 mm
(B) An agricultural vehicle, engineering plant and a motor tractor:	2100 mm
(ii) (ii) Minimum height above the ground:	250 mm
(d) Minimum separation distance between a rear fog lamp and a stop lamp—	A distance of 100 mm between the light-emitting surfaces of the lamps when viewed in a direction parallel to the longitudinal axis of the vehicle
(i) In the case of a rear fog lamp which does not share a common lamp body with a stop lamp:	100 mm
(ii) (ii) In the case of a rear fog lamp which shares a common lamp body with a stop lamp:	100 mm
3. Angles of visibility—	25° inwards and outwards. However, where two rear fog lamps are fitted it shall suffice if

Status: This is the original version (as it was originally made).

(a) Horizontal:	throughout the sector so defined at least one lamp (but not necessarily the same lamp) is visible
(b) Vertical:	5° above and below the horizontal
4. Alignment:	To the rear
5. Markings:	An approval mark
6. Size of illuminated area:	No requirement
7. Colour:	Red
8. Wattage:	No requirement
9. Intensity:	No requirement
10. Electrical connections:	No rear fog lamp shall be fitted to any vehicle so that it can be illuminated by the application of any braking system on the vehicle
11. Tell-tale:	A circuit-closed tell-tale shall be fitted

12. Other requirements—

Where two rear fog lamps are fitted to a motor vehicle first used on or after 1st April 1986 or to a trailer manufactured on or after 1st October 1985 they shall form a matched pair.

13. Definitions—

In this Schedule “approval mark” means either—

- (a) a marking designated as an approval mark by regulation 5 of the Designation of Approval Marks Regulations and shown at item 20 of Schedule 4 to those Regulations; or
- (b) a marking designated as an approval mark by regulation 4 of the Designation of Approval Marks Regulations and shown at item 38 of Schedule 2 to those Regulations.

PART II

REQUIREMENTS RELATING TO OPTIONAL REAR FOG LAMPS

1. In the case of a motor vehicle first used before 1st April 1980 and any other vehicle manufactured before 1st October 1979, any number may be fitted and the only requirements prescribed by these Regulations in respect of any which are fitted are those specified in paragraphs 2(d), 7 and 10 of Part I.

2. In the case of a motor vehicle first used on or after 1st April 1980 and any other vehicle manufactured on or after 1st October 1979, not more than two may be fitted and the requirements prescribed by these Regulations in respect of any which are fitted are all those specified in this Schedule.

SCHEDULE 12

(Regulations 18 and 20)

PART I

REQUIREMENTS RELATING TO OBLIGATORY STOP LAMPS AND
TO OPTIONAL STOP LAMPS TO THE EXTENT SPECIFIED IN PART II

1. Number–	Two
(a) Any vehicle not covered by sub-paragraph (b) or (c):	
(b) A solo motor bicycle, a motor bicycle combination, an invalid carriage and a trailer drawn by a solo motor bicycle or a motor bicycle combination:	One
(c) Any other motor vehicle first used before 1st January 1971 and any other trailer manufactured before that date:	One
2. Position–	No requirement
(a) Longitudinal:	
(b) Lateral–	One on each side of the longitudinal axis of the vehicle
(i) Maximum distance from the side of the vehicle–	
(A) Where two stop lamps are fitted:	
(B) Where only one stop lamp is fitted:	On the centre-line or off side of the vehicle (disregarding any sidecar forming part of a motor bicycle combination)
(ii) (ii) Minimum separation distance between two obligatory stop lamps:	400 mm
(c) Vertical–	1500 mm or, if the structure of the vehicle makes this impracticable, 2100 mm
(i) Maximum height above the ground–	
(A) Any vehicle not covered by sub-paragraph (B):	
(B) A motor vehicle first used before 1st January 1971, a trailer manufactured before that date and a motor vehicle having a maximum speed not exceeding 25 mph:	No requirement
(ii) (ii) Minimum height above the ground–	350 mm
(A) Any vehicle not covered by sub-paragraph (B):	

Status: This is the original version (as it was originally made).

(B) A motor vehicle first used before 1st January 1971 and a trailer manufactured before that date:	No requirement
3. Angles of visibility–	45° to the left and to the right
(a) A motor vehicle first used on or after 1st January 1971 and a trailer manufactured on or after that date–	
(i) Horizontal:	
(ii) Vertical–	15° above and below the horizontal
(A) Except in a case specified in sub-paragraph (B) or (C):	
(B) Where the highest part of the illuminated area of the lamp is less than 1500 mm above the ground:	15° above and 10° below the horizontal
(C) Where the highest part of the illuminated area of the lamp is less than 750 mm above the ground:	15° above and 5° below the horizontal
(b) A motor vehicle first used before 1st January 1971 and a trailer manufactured before that date:	Visible to the rear
4. Alignment:	To the rear
5. Markings–	An approval mark
(a) Any vehicle not covered by sub-paragraph (b) or (c):	
(b) A motor vehicle first used before 1st February 1974 and a trailer manufactured before that date:	No requirement
(c) A solo motor bicycle and a motor bicycle combination, in each case first used before 1st April 1986, and a trailer manufactured before 1st October 1985 drawn by a solo motor bicycle or a motor bicycle combination:	No requirement
6. Size of illuminated area:	No requirement
7. Colour:	Red
8. Wattage–	No requirement
(a) A stop lamp fitted to a motor vehicle first used before 1st January 1971 or a trailer manufactured before that date and a stop lamp bearing an approval mark:	
(b) Any other stop lamp:	15 to 36 watts
9. Intensity:	No requirement
<hr/>	
10. Electrical connections–	

- (a) Every stop lamp fitted to—
 - (i) a solo motor bicycle or a motor bicycle combination first used on or after 1st April 1986 shall be operated by the application of every service brake control provided for the use of the rider;
 - (ii) any other motor vehicle, shall be operated by the application of the service braking system.
- (b) Every stop lamp fitted to a trailer drawn by a motor vehicle shall be operated by the application of the service braking system of that motor vehicle.

11. Tell-tale:	No requirement
-----------------------	----------------

12. Other requirements—

Where two stop lamps are required to be fitted, they shall form a pair.

13. Definitions—

In this Schedule “approval mark” means—

- (a) in relation to a solo motor bicycle, a motor bicycle combination or a trailer drawn by a solo motor bicycle or a motor bicycle combination, a marking designated as an approval mark by regulation 4 of the Designation of Approval Marks Regulations and shown at item 50A of Schedule 2 to those Regulations; and
- (b) in relation to any other vehicle, either—
 - (i) a marking designated as an approval mark by regulation 5 of the Designation of Approval Marks Regulations and shown at item 7 or, if combined with a rear position lamp, at item 8 of Schedule 4 to those Regulations; or
 - (ii) a marking designated as an approval mark by regulation 4 of the Designation of Approval Marks Regulations and shown at item 7B or, if combined with a rear position lamp, at item 7C of Schedule 2 to those Regulations.

PART II

REQUIREMENTS RELATING TO OPTIONAL STOP LAMPS

Any number may be fitted, and the requirements prescribed by these Regulations in respect of any which are fitted are all those specified in Part I except—

- (a) those specified in paragraphs 1, 2 and 3; and
- (b) in the case of a stop lamp fitted to a pedal cycle, those specified in paragraphs 5 and 8; and
- (c) in the case of a stop lamp fitted to a motor vehicle not being a motor bicycle, first used on or after 1st April 1991 either centrally or in such a manner as to project light through the rear window the intensity of the light emitted to the rear of the vehicle shall be not less than 20 candelas and not more than 60 candelas when measured from directly behind the centre of the lamp in a direction parallel to the longitudinal axis of the vehicle.

SCHEDULE 13

(Regulations 18 and 20)

PART I

REQUIREMENTS RELATING TO OBLIGATORY END-OUTLINE MARKER LAMPS AND TO OPTIONAL END-OUTLINE MARKER LAMPS TO THE EXTENT SPECIFIED IN PART II

1. Number:	Two visible from the front and two visible from the rear
2. Position–	No requirement
(a) Longitudinal:	
(b) Lateral–	400 mm
(i) Maximum distance from the side of the vehicle:	
(ii) (ii) Minimum separation distance between a pair of end-outline marker lamps:	No requirement
(c) Vertical–	
(i) At the front of a motor vehicle:	The horizontal plane tangential to the upper edge of the illuminated area of the lamp shall not be lower than the horizontal plane tangential to the upper edge of the transparent zone of the windscreen
(ii) (ii) At the front of a trailer and at the rear of any vehicle:	At the maximum height compatible with: the requirements relating to the lateral position and to being a pair, and the use for which the vehicle is constructed
3. Angles of visibility–	0° inwards and 80° outwards
(a) Horizontal:	
(b) Vertical:	5° above and 20° below the horizontal
4. Alignment:	Such that white light is shown towards the front and red light is shown towards the rear
5. Markings:	An approval mark
6. Size of illuminated area:	No requirement
7. Colour:	White towards the front and red towards the rear
8. Wattage:	No requirement
9. Intensity:	No requirement
10. Electrical connections:	No individual requirement
11. Tell-tale:	No requirement

12. Other requirements–

The two lamps which emit white light towards the front, and the two lamps which emit red light towards the rear, shall in each case form a matched pair.

The white front lamp and red rear lamp on one side of a vehicle may be combined into a single lamp with a single light source.

13. Definitions—

In this Schedule, “approval mark” means the approval mark for a front or rear position lamp, as the case may be.

PART II

REQUIREMENTS RELATING TO OPTIONAL END-OUTLINE MARKER LAMPS

Any number may be fitted, and the only requirement prescribed by these Regulations in respect of any which are fitted is that specified in paragraph 7 of Part I.

SCHEDULE 14

(Regulation 20)

requirements relating to optional reversing lamps

1. Number:	Not more than two
2. Position:	No requirement
3. Angles of visibility:	No requirement
4. Alignment:	To the rear
5. Markings—	An approval mark
(a) A motor vehicle first used on or after 1st April 1986 and a trailer manufactured on or after 1st October 1985:	
(b) A motor vehicle first used before 1st April 1986 and a trailer manufactured before 1st October 1985:	No requirement
6. Size of illuminated area:	No requirement
7. Colour:	White
8. Wattage—	No requirement
(a) A reversing lamp bearing an approval mark:	
(b) A reversing lamp not bearing an approval mark:	The total wattage of any one reversing lamp shall not exceed 24 watts
9. Intensity:	No requirement
10. Electrical connections:	No requirement
11. Tell-tale—	No requirement
(a) A motor vehicle first used on or after 1st July 1954, provided that the electrical	

Status: This is the original version (as it was originally made).

connections are such that the reversing lamp or lamps cannot be illuminated other than automatically by the selection of the reverse gear of the vehicle:

(b) Any other motor vehicle first used on or after 1st July 1954: A circuit-closed tell-tale shall be fitted

(c) A motor vehicle first used before 1st July 1954: No requirement

(d) Any vehicle which is not a motor vehicle: No requirement

12. Definitions–

In this Schedule “approval mark” means either–

- (a) a marking designated as an approval mark by regulation 5 of the Designation of Approval Marks Regulations and shown at item 21 of Schedule 4 to those Regulations; or
- (b) a marking designated as an approval mark by regulation 4 of the Designation of Approval Marks Regulations and shown at item 23 or 23A of Schedule 2 to those Regulations.

SCHEDULE 15

(Regulation 18)

requirements relating to obligatory rear registration plate lamps

1. Number:	Such that the lamp or lamps are capable of adequately illuminating the rear registration plate
2. Position:	Such that the lamp or lamps are capable of adequately illuminating the rear registration plate
3. Angles of visibility:	Such that the lamp or lamps are capable of adequately illuminating the rear registration plate
4. Alignment:	Such that the lamp or lamps are capable of adequately illuminating the rear registration plate
5. Markings–	An approval mark
(a) A motor vehicle first used on or after 1st April 1986 and a trailer manufactured on or after 1st October 1985:	
(b) A motor vehicle first used before 1st April 1986 and a trailer manufactured before 1st October 1985:	No requirement
6. Size of illuminated area:	No requirement
7. Colour:	White
8. Wattage:	No requirement

- | | |
|------------------------------------|---------------------------|
| 9. Intensity: | No requirement |
| 10. Electrical connections: | No individual requirement |
| 11. Tell-tale: | No requirement |
-

12. Definitions–

In this Schedule “approval mark” means–

- (a) in relation to a solo motor bicycle, a motor bicycle combination and a trailer drawn by a solo motor bicycle or a motor bicycle combination, a marking designated as an approval mark by regulation 4 of the Designation of Approval Marks Regulations and shown at item 50A of Schedule 2 to those Regulations; and
- (b) in relation to any other motor vehicle and any other trailer, either–
 - (i) a marking designated as an approval mark by regulation 5 of the Designation of Approval Marks Regulations and shown at item 10 of Schedule 4 to those Regulations; or
 - (ii) a marking designated as an approval mark by regulation 4 of the Designation of Approval Marks Regulations and shown at item 4 of Schedule 2 to those Regulations.

SCHEDULE 16

(Regulations 17 and 20)

requirement relating to obligatory and optional warning beacons

- | | |
|-------------------|---|
| 1. Number: | Sufficient to satisfy the requirements of paragraph 3 |
|-------------------|---|
-

2. Position–

Every warning beacon shall be so mounted on the vehicle that the centre of the lamp is at a height not less than 1200 mm above the ground.

3. Angles of visibility–

The light shown from at least one beacon (but not necessarily the same beacon) shall be visible from any point at a reasonable distance from the vehicle or any trailer being drawn by it.

- | | |
|-------------------------------------|---|
| 4. Markings: | No requirement |
| 5. Size of illuminated area: | No requirement |
| 6. Colour: | Blue, amber, green or yellow in accordance with Regulation 11 |
| 7. Wattage: | No requirement |
| 8. Intensity: | No requirement |
| 9. Electrical connections: | No requirement |
| 10. Tell-tale: | No requirement |
-

11. Other requirements–

Status: This is the original version (as it was originally made).

The light shown by any one warning beacon shall be displayed not less than 60 nor more than 240 equal times per minute and the intervals between each display of light shall be constant.

SCHEDULE 17

(Regulations 18 and 20)

PART I

REQUIREMENTS RELATING TO OBLIGATORY SIDE RETRO REFLECTORS AND OPTIONAL SIDE RETRO REFLECTORS TO THE EXTENT SPECIFIED IN PART II

1. Number—	On each side: two and as many more as are sufficient to satisfy the requirements of paragraph 2(a)
(a) A motor vehicle first used on or after 1st April 1986 and a trailer manufactured on or after 1st October 1985:	
(b) A motor vehicle first used before 1st April 1986 and a trailer manufactured before 1st October 1985:	On each side: Two
2. Position—	4 m
(a) Longitudinal—	
(i) A motor vehicle first used on or after 1st April 1986 and a trailer manufactured on or after 1st October 1985—	
(A) Maximum distance from the front of the vehicle, including any drawbar, in respect of the foremost reflector on each side:	
(B) Maximum distance from the rear of the vehicle in respect of the rearmost reflector on each side:	1 m
(C) Maximum separation distance between the reflecting areas of adjacent reflectors on the same side of the vehicle:	3 m or, if this is not practicable, 4 m
(ii) (ii) A motor vehicle first used before 1st April 1986 and a trailer manufactured before 1st October 1985—	1 m
(A) Maximum distance from the rear of the vehicle in respect of the rearmost reflector on each side:	
(B) The other reflector on each side of the vehicle:	Towards the centre of the vehicle
(b) Lateral:	No requirement

- (c) Vertical— 1500 mm
 - (i) Maximum height above the ground:
 - (ii) (ii) Minimum height above the ground: 350 mm
 - 3. Angles of visibility— 45° to the left and to the right when viewed in a direction at right angles to the longitudinal axis of the vehicle
 - (a) A motor vehicle first used on or after 1st April 1986 and a trailer manufactured on or after 1st October 1985—
 - (i) Horizontal:
 - (ii) (ii) Vertical— 15° above and below the horizontal
 - (A) Except in a case specified in sub-paragraph (B):
 - (B) Where the highest part of the reflecting area is less than 750 mm above the ground: 15° above and 5° below the horizontal
 - (b) A motor vehicle first used before 1st April 1986 and a trailer manufactured before 1st October 1985: Plainly visible to the side
 - 4. Alignment: To the side
 - 5. Markings: An approval mark
 - 6. Size of reflecting area: No requirement
 - 7. Colour— Amber or if within 1 m of the rear of the vehicle it may be red
 - (a) Any vehicle not covered by sub-paragraph (b):
 - (b) A solo motor bicycle, a motor bicycle combination, a pedal cycle with or without a sidecar or an invalid carriage: No requirement
 - 8. Other requirements: No side retro reflector shall be triangular
-
- 9. Definitions—
 - (a) In this Schedule “approval mark” means either—
 - (i) a marking designated as an approval mark by regulation 4 of the Designation of Approval Marks Regulations and shown at item 3 or 3B of Schedule 2 to those Regulations and which includes the marking I or IA; or
 - (ii) a marking designated as an approval mark by regulation 5 of the Designation of Approval Marks Regulations and shown at item 4 of Schedule 4 to those Regulations and which includes the marking I; and
 - (b) In this Schedule references to “maximum distance from the front of the vehicle” and “maximum distance from the rear of the vehicle” are references to the maximum distance from that end of the vehicle (as determined by reference to the overall length of the vehicle exclusive of any special equipment) beyond which no part of the reflecting area of the side retro reflector extends.

Status: This is the original version (as it was originally made).

PART II

REQUIREMENTS RELATING TO OPTIONAL SIDE RETRO REFLECTORS

Any number may be fitted, and the only requirements prescribed by these Regulations in respect of any which are fitted are those specified in paragraphs 7 and 8 of Part I.

SCHEDULE 18

(Regulations 18 and 20)

PART I

REQUIREMENTS RELATING TO OBLIGATORY REAR RETRO REFLECTORS AND OPTIONAL REAR RETRO REFLECTORS TO THE EXTENT SPECIFIED IN PART II

1. Number—	Two
(a) Any vehicle not covered by sub-paragraph (b) or (c):	
(b) A solo motor bicycle, a pedal cycle with One less than four wheels and with or without a sidecar, a trailer drawn by a pedal cycle, a trailer the overall width of which does not exceed 800 mm drawn by a solo motor bicycle or a motor bicycle combination, an invalid carriage having a maximum speed not exceeding 4 mph and a vehicle drawn or propelled by hand:	
(c) A motor vehicle having three or more Four wheels and a maximum speed not exceeding 25 mph and a trailer drawn by any such vehicle if, in either case, the structure of the vehicle makes it impracticable to meet all of the requirements of paragraphs 2 and 3 below with two reflectors:	
2. Position—	At or near the rear
(a) Longitudinal:	
(b) Lateral—	
(i) Where two rear reflectors are required to be fitted—	
(A) Maximum distance from the side of the vehicle—	
(1) Any vehicle not covered by sub-paragraph (2), (3) or (4):	
(2) A bus first used before 1st October 1954 and a horse-drawn vehicle manufactured before 1st October 1985:	
	No requirement

- | | |
|--|---|
| (3) A vehicle constructed or adapted for the carriage of round timber: | 765 mm |
| (4) Any other motor vehicle first used before 1st April 1986 and any other vehicle manufactured before 1st October 1985: | 610 mm |
| (B) Minimum separation distance between a pair of rear reflectors– | 600 mm. If the overall width of the vehicle is less than 1300 mm, 400 mm or if less than 800 mm, 300 mm |
| (1) Any vehicle not covered by sub-paragraph (2): | |
| (2) A motor vehicle first used before 1st April 1986 and any other vehicle manufactured before 1st October 1985: | No requirement |
| (ii) (ii) Where one rear reflector is required to be fitted: | On the centre-line or off side of the vehicle |
| (iii) (iii) Where four rear reflectors are required to be fitted– | Such that they satisfy the relevant requirements in sub-paragraph 2(b)(i)(A) |
| (A) Maximum distance from the side of the vehicle– | |
| (1) One pair of reflectors: | |
| (2) The other pair of reflectors: | No requirement |
| (B) Minimum separation distance between rear reflectors– | Such that they satisfy the relevant requirements in sub-paragraph 2(b)(i)(B) |
| (1) One pair of reflectors: | |
| (2) The other pair of reflectors: | No requirement |
| (c) Vertical– | 900 mm or, if the structure of the vehicle makes this impracticable, 1200 mm |
| (i) Maximum height above the ground where one or two rear reflectors are required to be fitted– | |
| (A) Any vehicle not covered by sub-paragraph (B): | |
| (B) A motor vehicle first used before 1st April 1986 and any other vehicle manufactured before 1st October 1985: | 1525 mm |
| (ii) (ii) Maximum height above the ground where four rear reflectors are required to be fitted– | Such that they satisfy the relevant requirements in paragraph 2(c)(i) |
| (A) One pair of reflectors: | |
| (B) The other pair of reflectors: | 2100 mm |
| (iii) (iii) Minimum height above the ground– | 350 mm |
| (A) Any vehicle not covered by sub-paragraph (B): | |

Status: This is the original version (as it was originally made).

- (B) A motor vehicle first used before 1st April 1986 and any other vehicle manufactured before 1st October 1985: No requirement
- 3. Angles of visibility– 30° inwards and outwards
 - (a) A motor vehicle (not being a motor bicycle combination) first used on or after 1st April 1986 and a trailer manufactured on or after 1st October 1985–
 - (i) Where one or two rear reflectors are required to be fitted–
 - (A) Horizontal–
 - (1) Where two rear reflectors are required to be fitted: 30° to the left and to the right
 - (2) Where one rear reflector is required to be fitted: 15° above and below the horizontal
 - (1) Except in a case specified in sub-paragraph (2): 15° above and 5° below the horizontal
 - (2) Where the highest part of the reflecting area is less than 750 mm above the ground: Such that they satisfy the relevant requirements in paragraph 3(a)(i)
 - (ii) (ii) Where four rear reflectors are required to be fitted–
 - (A) One pair of reflectors: Plainly visible to the rear
 - (B) The other pair of reflectors: Plainly visible to the rear
 - (b) A motor vehicle (not being a motor bicycle combination) first used before 1st April 1986 and a trailer manufactured before 1st October 1985: Plainly visible to the rear
 - (c) A motor bicycle combination, a pedal cycle, a sidecar attached to a pedal cycle, a horse-drawn vehicle and a vehicle drawn or propelled by hand: Plainly visible to the rear
- 4. Alignment: To the rear
- 5. Markings– An approval mark incorporating “I” or “IA”
 - (a) A motor vehicle first used–
 - (i) On or after 1st April 1991:
 - (ii) (ii) On or after 1st July 1970 and before 1st April 1991:
 - (A) An approval mark incorporating “I” or “IA”, or
 - (B) A British Standard mark which is specified in sub-paragraph (i) of the definition of “British Standard mark” below followed by “LI” or “LIA”; or

	(C) In the case of a vehicle manufactured in Italy, an Italian approved marking
(iii) (iii) Before 1st July 1970:	No requirement
(b) A trailer (other than a broken-down motor vehicle) manufactured—	An approval mark incorporating “III” or “IIIA”
(i) On or after 1st October 1989:	
(ii) (ii) On or after 1st July 1970 and before 1st October 1989:	(A) An approval mark incorporating “III” or “IIIA”; or (B) A British Standard mark which is specified in sub-paragraph (i) of the definition of “British Standard mark” below followed by “LIII” or “LIIIA”, or (C) In the case of a trailer manufactured in Italy, an Italian approved marking
(iii) (iii) Before 1st July 1970:	No requirement
(c) A pedal cycle, an invalid carriage having a maximum speed not exceeding 4 mph, a horse-drawn vehicle and a vehicle drawn or propelled by hand, in each case manufactured—	(A) An approval mark incorporating “I” or “IA”; or (B) A British Standard mark which is specified in sub-paragraph (ii) of the definition of “British Standard mark” below
(i) On or after 1st October 1989:	
(ii) (ii) On or after 1st July 1970 and before 1st October 1989:	(A) Any of the markings mentioned in sub-paragraph (c)(i) above; or (B) A British Standard mark which is specified in sub-paragraph (i) of the definition of “British Standard mark” below followed by “LI” or “LIA”
(iii) (iii) Before 1st July 1970:	No requirement
6. Size of reflecting area:	No requirement
7. Colour:	Red

8. Other requirements—

(a) Except in the case of a motor vehicle first used before 1st April 1986, any other vehicle manufactured before 1st October 1985 and a motor bicycle combination, where two rear reflectors are required to be fitted they shall form a pair. Where four rear reflectors are required to be fitted they shall form two pairs.

(b) No vehicle, other than a trailer or a broken-down motor vehicle being towed, may be fitted with triangular-shaped rear reflectors.

(c) A rear reflector shall not be fitted on a boot lid or other movable part of the vehicle.

9. Definitions—

In this Schedule—

(a) “approval mark” means either—

Status: This is the original version (as it was originally made).

- (i) a marking designated as an approval mark by regulation 4 of the Designation of Approval Marks Regulations and shown at item 3 or 3A or 3B of Schedule 2 to those Regulations; or
- (ii) a marking designated as an approval mark by regulation 5 of the Designation of Approval Marks Regulation and shown at item 4 of Schedule 4 to those Regulations;
- (b) “British Standard mark” means either–
 - (i) the mark indicated in the specification for retro reflectors for vehicles, including cycles, published by the British Standards Institution under the reference B.S. AU 40: Part 2: 1965, namely “AU 40”; or
 - (ii) the mark indicated in the specification for photometric and physical requirements of reflective devices published by the British Standards Institution under the reference BS 6102: Part 2: 1982, namely “BS 6102/2”; and
- (c) “Italian approved marking” means–
 - a mark approved by the Italian Ministry of Transport, namely, one including two separate groups of symbols consisting of “IGM” or “DGM” and “C.1.” or “C.2.”.

PART II

REQUIREMENTS RELATING TO OPTIONAL REAR RETRO REFLECTORS

Any number may be fitted and the only requirements prescribed by these Regulations in respect of any which are fitted are those specified in paragraphs 7 and 8(b) of Part I.

SCHEDULE 19

(Regulations 18 and 20)

PART I

REQUIREMENTS RELATING TO OBLIGATORY REAR MARKINGS AND OPTIONAL REAR MARKINGS TO THE EXTENT SPECIFIED IN PART II

SECTION A

GENERAL REQUIREMENTS

1. Number–	A rear marking shown in diagram 1, 2 or 3 in Section B of this Schedule
(a) A motor vehicle the overall length of which–	
(i) does not exceed 13 m:	
(ii) exceeds 13 m:	A rear marking shown in diagram 4 or 5 in Section B of this Schedule
(b) A trailer if it forms part of a combination of vehicles the overall length of which–	A rear marking shown in diagram 1, 2 or 3 in Section B of this Schedule
(i) does not exceed 11 m:	

- | | |
|---|--|
| (ii) (ii) exceeds 11 m but does not exceed 13 m: | A rear marking shown in diagram 1, 2, 3, 4 or 5 in Section B of this Schedule |
| (iii) (iii) exceeds 13 m: | A rear marking shown in diagram 4 or 5 in Section B of this Schedule |
| 2. Position– | At or near the rear of the vehicle |
| (a) Longitudinal: | |
| (b) Lateral– | Each part shall be fitted as near as practicable to the outermost edge of the vehicle on the side thereof on which it is fitted so that no part of the marking projects beyond the outermost part of the vehicle on either side |
| (i) A rear marking shown in diagram 2, 3 or 5 in Section B of this Schedule: | |
| (ii) (ii) A rear marking shown in diagram 1 or 4 in Section B of this Schedule: | The marking shall be fitted so that the vertical centre-line of the marking lies on the vertical plane through the longitudinal axis of the vehicle and no part of the marking projects beyond the outermost part of the vehicle on either side |
| (c) Vertical: | The lower edge of every rear marking shall be at a height of not more than 1700 mm nor less than 400 mm above the ground whether the vehicle is laden or unladen |
| 3. Angles of visibility: | Plainly visible to the rear, except while the vehicle is being loaded or unloaded |
| 4. Alignment: | The lower edge of every rear marking shall be fitted horizontally. Every part of a rear marking shall lie within 20° of a transverse vertical plane at right angles to the longitudinal axis of the vehicle and shall face to the rear |
| 5. Markings: | A British Standard mark |
| 6. Size: | In accordance with Sections B and C of this Schedule |
| 7. Colour: | Red fluorescent material in the stippled areas shown in any of the diagrams in Section B of this Schedule and yellow retro reflecting material in any of the areas so shown, being areas not stippled and not constituting a letter. All letters shall be coloured black |
-
- 8. Other requirements–**
The two parts of every rear marking shown in diagrams 2, 3 or 5 in Section B of this Schedule shall form a pair.
- 9. Definitions–**
In this Schedule “British Standard mark” means the specification for rear marking plates for vehicles published by the British Standards Institution under the reference BS AU 152: 1970, namely “BS AU 152”.

Status: This is the original version (as it was originally made).

SECTION B

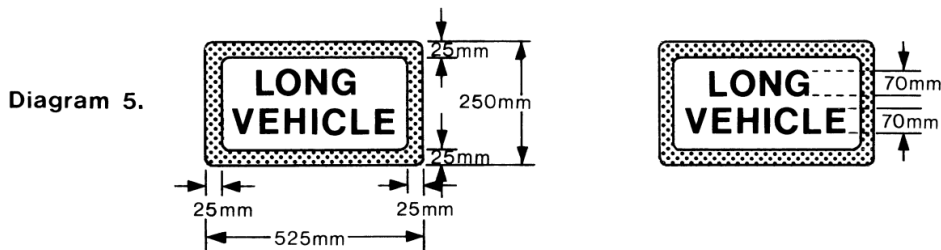
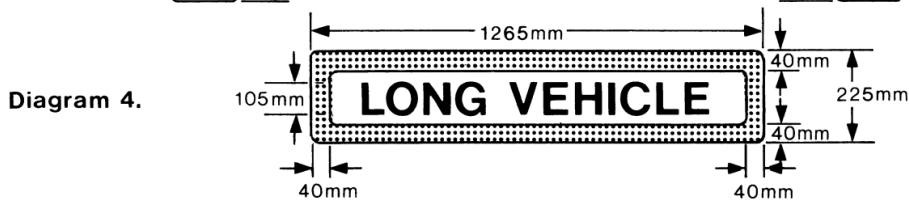
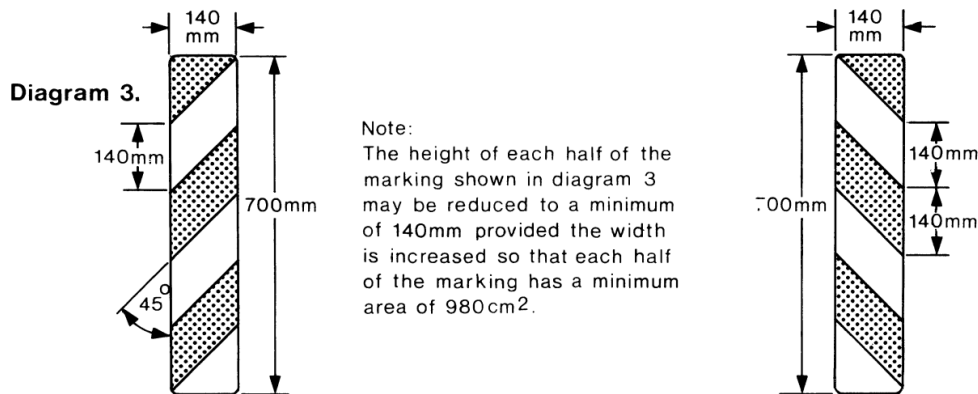
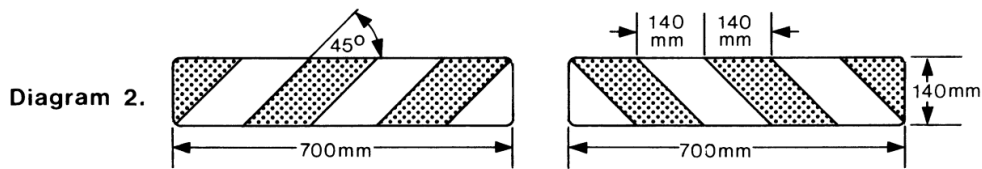
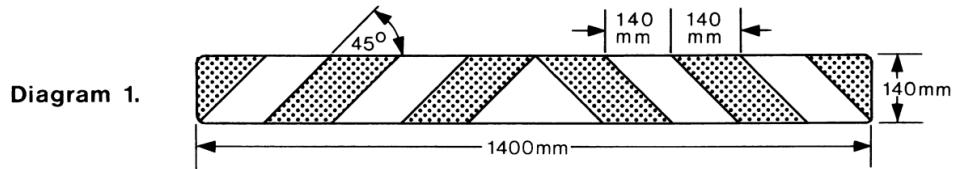
SIZE, COLOUR AND TYPE OF REAR MARKINGS

SECTION B

SIZE, COLOUR AND TYPE OF REAR MARKINGS

Left

Right



SECTION C

ADDITIONAL PROVISIONS RELATING TO THE SIZE AND FORM OF REAR MARKINGS

1. Any variation in a dimension (other than as to the height of a letter) specified in any of the diagrams in Section B of this Schedule shall be treated as permitted for the purposes of these Regulations if the variation—

(a) in the case of a dimension so specified as 250 mm or as over 250 mm does not exceed 2.5 per cent of that dimension;

(b) in the case of a dimension so specified as 40 mm or as over 40 mm but as under 250 mm does not exceed 5 per cent of that dimension; or

(c) in the case of a dimension so specified as under 40 mm does not exceed 10 per cent of that dimension.

2. Any variation in a dimension as to the height of a letter specified in any of the said diagrams shall be treated as permitted for the purposes of these Regulations if the variation—

(a) in the case of a dimension so specified as 105 mm does not exceed 2.5 per cent of that dimension; or

(b) in the case of a dimension so specified as 70 mm does not exceed 5 per cent of that dimension.

3. Any variation in a dimension as to the angle of hatching specified in any of the said diagrams shall be treated as permitted for the purposes of these Regulations if the variation does not exceed 5 degrees.

4. Every rear marking shown in diagrams 1 or 4 of Section B of this Schedule shall be constructed in the form of a single plate, and every rear marking shown in diagrams 2, 3 or 5 of Section B of this Schedule shall be constructed in the form of two plates of equal size and shape.

5. All letters incorporated in any rear marking shall have the proportions and form of letters as shown in Part V of Schedule 7 to the Traffic Signs Regulations 1981.

PART II

REQUIREMENTS RELATING TO OPTIONAL REAR MARKINGS

1. Number—

The following requirements are prescribed as regards the number of rear markings to which regulation 20 applies—

-
- | | | | |
|-------|-------|---|---|
| (i) | (i) | Any motor vehicle the maximum gross weight of which exceeds 7500 kg or the unladen weight of which exceeds 3000 kg: | Any number of rear markings may be fitted appropriate to the length of the vehicle as in paragraph 1(a) of Part I of Section A of this Schedule |
| (ii) | (ii) | Any trailer the maximum gross weight of which exceeds 3500 kg or the unladen weight of which exceeds 1000 kg: | Any number of rear markings may be fitted appropriate of the length of the combination of vehicles as in paragraph 1(b) of Section A of Part I of this Schedule |
| (iii) | (iii) | Any trailer which is being drawn by a vehicle which is itself required or permitted to be fitted with a rear marking: | Any number of rear markings may be fitted appropriate to the length of the combination of vehicles as in paragraph 1(b) of Section A of Part I of this Schedule |

Status: This is the original version (as it was originally made).

(iv) (iv) Any other vehicle: No rear marking may be fitted

2. Other provisions—

The requirements specified in paragraphs 2 to 8 of Section A of Part I of this Schedule and in Sections B and C of that Part are also prescribed for optional rear markings.

SCHEDULE 20

(Regulation 18 and 20)

PART I

REQUIREMENTS RELATING TO OBLIGATORY PEDAL RETRO REFLECTORS AND
OPTIONAL PEDAL RETRO REFLECTORS TO THE EXTENT SPECIFIED IN PART II

1. Number:	Two reflectors on each pedal
2. Position—	On the leading edge and the trailing edge of each pedal
(a) Longitudinal:	
(b) Lateral:	No requirement
(c) Vertical:	No requirement
3. Angles of visibility:	Such that the reflector on the leading edge of each pedal is plainly visible to the front and the reflector on the trailing edge of each pedal is plainly visible to the rear
4. Markings:	A British Standard mark
5. Size of reflecting area:	No requirement
6. Colour:	Amber

7. Definitions—

In this Schedule “British Standard mark” means the specification for photometric and physical requirements of reflective devices published by the British Standards Institution under the reference BS 6102: Part 2: 1982, namely “BS 6102/2”.

PART II

REQUIREMENTS RELATING TO OPTIONAL PEDAL RETRO REFLECTORS

Any number may be fitted and the only requirement prescribed by these Regulations in respect of any which are fitted is that specified in paragraph 6 of Part I.

SCHEDULE 21

(Regulations 18 and 20)

PART I

REQUIREMENTS RELATING TO OBLIGATORY FRONT RETROREFLECTORS AND
TO OPTIONAL FRONT RETRO REFLECTORS TO THE EXTENT SPECIFIED IN PART II

1. Number:	Two
2. Position—	No requirement
(a) Longitudinal:	
(b) Lateral—	150 mm
(i) Maximum distance from the side of the trailer:	
(ii) (ii) Minimum separation distance between a pair of front reflectors:	600 mm or, if the overall width of the trailer is less than 1400 mm, 400 mm
(c) Vertical—	900 mm or, if the structure of the trailer makes this impracticable, 1500 mm
(i) Maximum height above the ground:	
(ii) (ii) Minimum height above the ground:	350 mm
3. Angles of visibility—	30° outwards and 5° inwards
(a) Horizontal:	
(b) Vertical—	15° above and below the horizontal
(i) Any case not covered by subparagraph (ii):	
(ii) (ii) Where the highest point of the reflecting area is less than 750 mm above the ground:	15° above and 5° below the horizontal
4. Alignment:	To the front
5. Markings:	An approval mark
6. Size of reflecting area:	No requirement
7. Colour:	White

8. Other requirements—

(a) Where two front reflectors are required to be fitted they shall form a pair.

(b) Triangular shaped retro reflectors shall not be fitted to the front of any trailer.

9. Definitions—

In this Schedule— “approval mark” means either—

(a) a marking designated as an approval mark by regulation 4 of the Designation of Approval Marks Regulations and shown at item 3 or 3A or 3B of Schedule 2 to those Regulations;
or

Status: This is the original version (as it was originally made).

- (b) a marking designated as an approval mark by regulation 5 of the Designation of Approval Marks Regulation and shown at item 4 of Schedule 4 to those Regulations

PART II

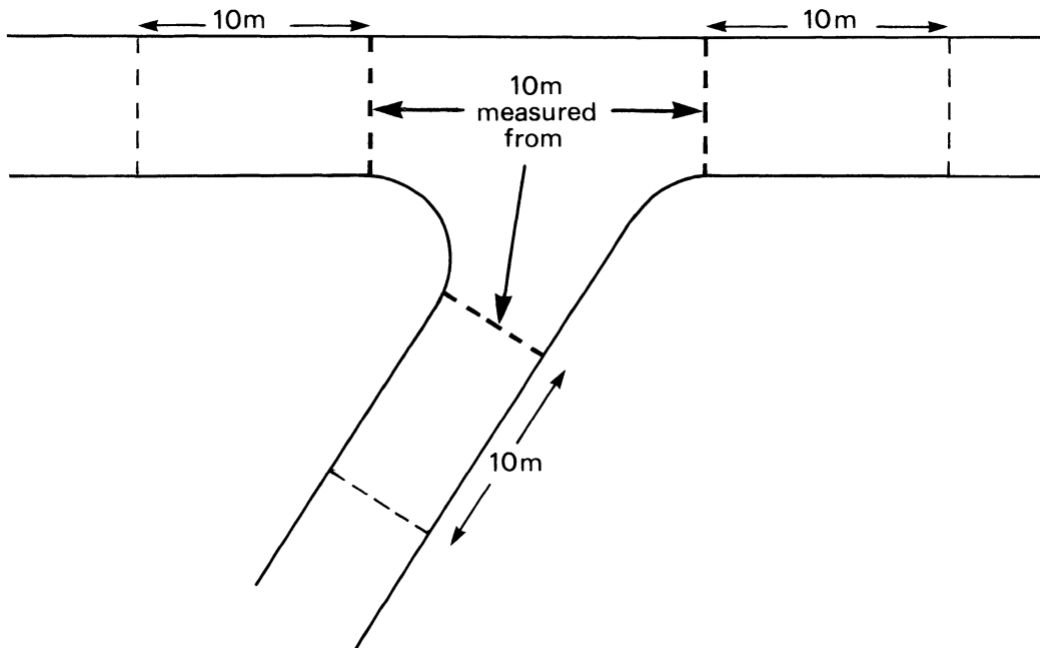
REQUIREMENTS RELATING TO OPTIONAL FRONT RETRO REFLECTORS

Any number may be fitted and the only requirements prescribed by these Regulations in respect of any which are fitted are that specified in paragraph 8(b) of Part I and that the colour shall not be red.

SCHEDULE 22

(Regulation 24(3))

Diagram showing where unlit parking is not permitted near a junction



SCHEDULE 23

(Schedule 4, Part I, Paragraphs 4 and 12)

Example of marking showing the vertical downwards inclination of the dipped-beam headlamps when the vehicle is at its kerbside weight and has a weight of 75 kg on the driver's seat

(Symbol for dipped-beam headlamp)(Vertical inclination of dipped beam)

(Symbol for dipped-beam headlamp)(Vertical inclination of dipped beam)

