

SCHEDULE 10

Regulation 17(1)

INFORMATION TO BE DISPLAYED ON CONTAINERS,
TANKS AND VEHICLES CARRYING DANGEROUS GOODS

PART I

INFORMATION TO BE DISPLAYED

1. Where dangerous goods are being carried in any container, tank or vehicle information shall be displayed thereon in accordance with the provisions of this Schedule.

Interpretation

2. Any reference in this Schedule to—

- (a) a numbered figure is a reference to the figure so numbered in Part II of this Schedule;
- (b) “the telephone number” is a reference to the telephone number where specialist advice concerning the goods may be obtained in English at any time during carriage.

Display of orange-coloured panels, UN numbers and emergency action codes

3. Subject to paragraph 4, an orange-coloured panel conforming to figure 1 shall be displayed at the front of any vehicle carrying dangerous goods.

4. Paragraph 3 shall not apply to any trailer carrying dangerous goods where that trailer is not attached to a motor vehicle.

5. An orange-coloured panel conforming to figure 1 shall be displayed at the rear of any vehicle carrying dangerous goods in packages.

6.—(1) Where a vehicle is carrying only one of the dangerous goods listed in the Approved Carriage List in a tank—

- (a) an orange-coloured panel conforming to figure 2 shall be displayed at the rear of the vehicle bearing the appropriate UN number and the appropriate emergency action code;
- (b) an orange-coloured panel conforming to figure 2 shall be displayed on both sides of—
 - (i) the tank;
 - (ii) the frame of the tank, or
 - (iii) the vehicle, provided the panel is positioned immediately below the tank, bearing the appropriate UN number and the appropriate emergency action code.

(2) Subject to sub-paragraph (3) below, where a vehicle is carrying a multi-load in tanks—

- (a) an orange-coloured panel conforming to figure 3 shall be displayed at the rear of the vehicle, bearing the appropriate emergency action code;
- (b) subject to paragraph (c) below, an orange-coloured panel shall be displayed on both sides of each tank or, where the relevant tank has more than one compartment, each compartment—
 - (i) at least one of which on each side conforms to figure 2, bearing the appropriate UN number and the appropriate emergency action code; and
 - (ii) the remainder of which conform to figure 4, bearing the appropriate UN number;

Status: This is the original version (as it was originally made). This item of legislation is currently only available in its original format.

- (c) notwithstanding paragraph (b) above, the orange-coloured panels may be displayed on both sides of the frame of each tank or on both sides of the vehicle, provided they are positioned immediately below the tank or tank compartment concerned.

(3) Notwithstanding sub-paragraph (2) above, where any of the following goods—

UN 1202	DIESEL FUEL OR GAS OIL OR HEATING OIL, LIGHT
UN 1203	PETROL OR MOTOR SPIRIT OR GASOLINE OR
UN 1223	KEROSENE

are being carried in a multi-compartment road tanker—

- (a) sub-paragraph (1) above shall apply as though the road tanker were a vehicle carrying only one of these goods; and
- (b) any reference in that sub-paragraph to the appropriate UN number and the appropriate emergency action code shall be deemed to be a reference to the UN number and the emergency action code for the most hazardous of the goods being carried.

7.—(1) Where a vehicle is carrying only one of the dangerous goods listed in the Approved Carriage List in bulk, in the vehicle or in a container on the vehicle—

- (a) an orange-coloured panel conforming to figure 2 shall be displayed at the rear of the vehicle, bearing the appropriate UN number and the appropriate emergency action code;
- (b) an orange-coloured panel conforming to figure 2 shall be displayed on both sides of the vehicle or the container, as the case may be, bearing the appropriate UN number and the appropriate emergency action code.

(2) Where a vehicle is carrying a multi-load in bulk, in separate compartments of the vehicle or in separate containers on the vehicle—

- (a) an orange-coloured panel conforming to figure 3 shall be displayed at the rear of the vehicle, bearing the appropriate emergency action code;
- (b) an orange-coloured panel shall be displayed on both sides of each compartment of the vehicle or each container on the vehicle, as the case may be—
- (i) at least one of which on each side conforms to figure 2, bearing the appropriate UN number and the appropriate emergency action code; and
- (ii) the remainder of which conform to figure 4, bearing the appropriate UN number.

8. Any orange-coloured panel required to be displayed in accordance with paragraphs 1 to 7 shall be attached in a substantially vertical plane, and, subject to paragraph 10(1) shall be—

- (a) rigid or fixed to be rigid; and
- (b) in the form of a plate.

9. Any UN number or emergency action code required to be displayed in accordance with paragraphs 1 to 7 shall conform to the following specification—

- (a) the UN number and, subject to paragraph (b) below, the emergency action code shall consist of black digits, measuring not less than 100 mm in height and not less than 15 mm stroke width;
- (b) notwithstanding paragraph (a) above, where the emergency action code in column 5 of the Approved Carriage List indicates a white letter on a black background, that letter shall be displayed as an orange letter on a black rectangle which rectangle shall have a height and width not less than 10 mm greater than the height and width of the letter;

- (c) subject to paragraphs 10(2) and 11, the UN number and the emergency action code shall be indelible and shall remain legible after 15 minutes engulfment in fire.

10.—(1) Notwithstanding paragraph 8, where a vehicle is carrying dangerous goods in a tank container or in bulk in a container, the orange-coloured panels may be replaced by—

- (a) orange-coloured self-adhesive sheets, or
- (b) orange-coloured paint or any other equivalent process,

provided the material used is weather-resistant and ensures durable marking.

(2) Where the panels are replaced by sheets, paint or other equivalent process, in accordance with sub-paragraph (1) above, paragraph 9(c) shall not apply.

11. Paragraph 9(c) shall not apply in relation to any tank constructed before 1 January 1999.

12. Where the size and construction of the vehicle are such that the available surface area is insufficient to display orange-coloured panels conforming to the dimensions specified in figures 1, 2 or 3, as the case may be, the dimensions of the orange-coloured panels displayed may be reduced to 300 mm at the base, 120 mm in height and with a black border measuring 10 mm.

Display of the telephone number

13. Subject to paragraph 16 where a vehicle is carrying only one of the dangerous goods listed in the Approved Carriage List in a tank, the telephone number shall be displayed—

- (a) at the rear of the vehicle;
- (b) on both sides of—
 - (i) the tank,
 - (ii) the frame of the tank, or
- (iii) the vehicle; and
- (b) in the immediate vicinity of the orange-coloured panels.

14. Subject to paragraph 16, where a vehicle is carrying a multi-load in tanks, the telephone number shall be displayed—

- (a) at the rear of the vehicle;
- (b) on both sides of—
 - (i) each tank,
 - (ii) the frame of each tank, or
 - (iii) the vehicle; and
- (b) in the immediate vicinity of those orange-coloured panels which conform to figure 2 or figure 3.

15. The telephone number shall consist of black digits of not less than 30 mm for the height and shall be displayed on an orange-coloured background.

16. Notwithstanding paragraphs 13 and 14, the telephone number may be substituted by the text “consult local depot” or “contact local depot” provided—

- (a) the name of the operator of the vehicle is clearly identifiable from the marking on the tank or the vehicle;
- (b) the chief fire officer, as regards England and Wales, or the firemaster, as regards Scotland, of every area in which the vehicle will carry the dangerous goods has been notified in writing of the address and telephone number of that local depot; and

Status: This is the original version (as it was originally made). This item of legislation is currently only available in its original format.

- (c) each such chief fire officer or firemaster, as the case may be, has indicated in writing that he is satisfied with the arrangements.

Display of danger signs and subsidiary hazard signs

17. Where a vehicle is carrying dangerous goods in packages in a container, any danger sign or subsidiary hazard sign which is required by the CDGCPL Regulations to be displayed on those packages shall also be displayed on at least one side of the container.

18. Where a vehicle is carrying dangerous goods in a tank container or in bulk in a container—
- (a) any danger sign or subsidiary hazard sign which is required by the CDGCPL Regulations to be displayed on packages containing such goods shall be displayed on each side of the tank container or container concerned; and
 - (b) where such signs are not visible from outside the carrying vehicle, the same signs shall also be displayed on each side of, and at the rear of, the vehicle.

19. Where a vehicle is carrying dangerous goods—

- (a) in a tank, other than a tank container; or
- (b) in bulk in a vehicle, but not in bulk in a container on a vehicle,

any danger sign or subsidiary hazard sign which is required by the CDGCPL Regulations to be displayed on packages containing such goods shall be displayed on each side of, and at the rear of, the vehicle.

20. Nothing in paragraphs 17 to 19 shall require a danger sign for a particular classification or a subsidiary hazard sign for a particular subsidiary hazard to be displayed more than once at the rear of, or more than once on the sides of any container, tank or vehicle.

21. Subject to paragraph 22, the danger signs and subsidiary hazard signs required to be displayed by this Schedule shall—

- (a) have sides which measure not less than 250 mm;
- (b) have a line of the same colour as the symbol 12.5 mm inside the edge and running parallel to it; and
- (c) be displayed adjacent to one another and in the same horizontal plane.

Display of hazard warning panels

22.—(1) Notwithstanding paragraphs 6(1), (2)(a) and (b)(i), 6(3), 7(1), 7(2)(a) and (b)(i), 13, 14, 16, 18 and 19—

- (a) the information required to be displayed on an orange-coloured panel;
- (b) the danger sign; and
- (c) the telephone number or the text “consult local depot” or “contact local depot”,

may be displayed on a hazard warning panel, which panel shall conform to figure 5 and be orange-coloured, except that part of it which incorporates the danger sign, which part shall be coloured white.

(2) Notwithstanding paragraph 21, where a hazard warning panel is displayed—

- (a) the danger sign incorporated within the panel shall have—
 - (i) sides which measure not less than 200 mm,
 - (ii) a line of the same colour as the symbol not more than 12.5 mm inside the edge and running parallel to it; and

- (b) the subsidiary hazard sign, if any, shall be the same size as the danger sign and shall be displayed adjacent to it and in the same horizontal plane;
- (3) Wherever an orange-coloured panel conforming to figure 2 or 3 is required to be displayed either at the rear or at the sides of a container, tank or vehicle, the hazard warning panel may be displayed instead at the rear or at the sides, as appropriate—
 - (a) on the vehicle;
 - (b) on a tank or container; or
 - (c) on the frame of a tank or container.
- (4) Wherever a subsidiary hazard sign is displayed adjacent to the hazard warning panel in accordance with sub-paragraph (2)(b) above paragraphs 18 and 19 shall not apply insofar as they relate to subsidiary hazard signs.

General

- 23.** Where any orange-coloured panel, danger sign, subsidiary hazard sign or hazard warning panel is displayed—
 - (a) at the front or at the rear of the vehicle, it shall be positioned at right angles across the width of the vehicle;
 - (b) on the sides of a container, tank or vehicle it shall be positioned at right angles along the length of the container, tank or vehicle concerned.
- 24.** Any orange-coloured panel, danger sign, subsidiary hazard sign or hazard warning panel displayed in accordance with this Schedule shall be clearly visible.

PART II

Figures referred to in this Schedule

Figure 1

Status: This is the original version (as it was originally made). This item of legislation is currently only available in its original format.

Orange-coloured panel

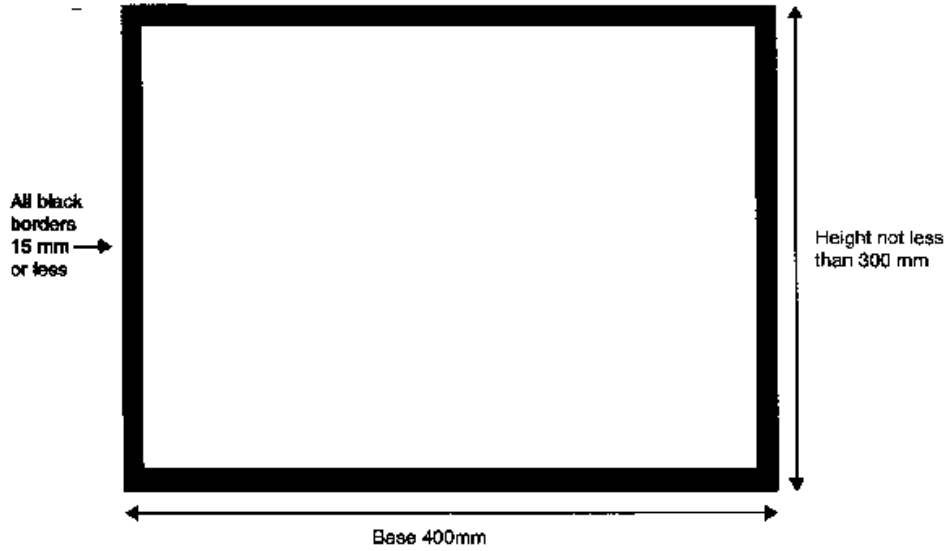
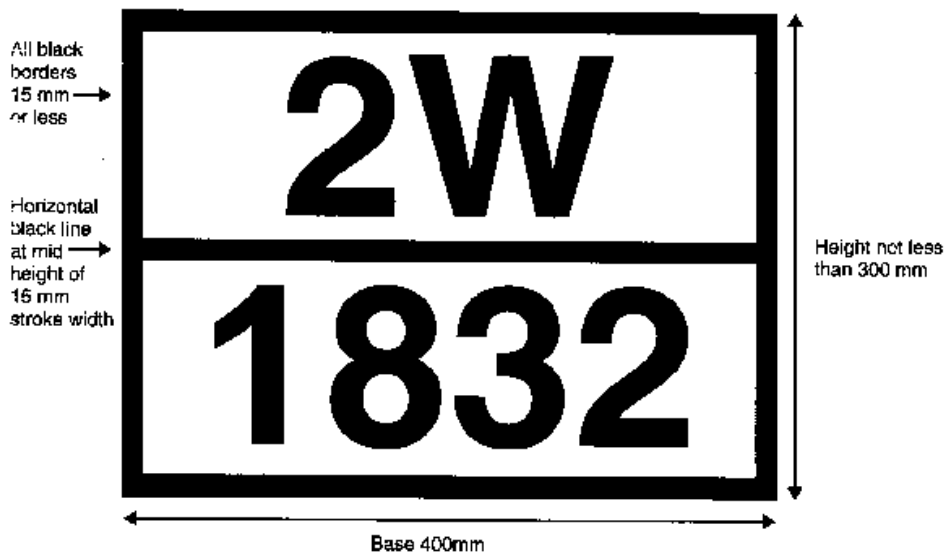


Figure 2

Orange-coloured panel displaying the emergency action code and the UN number



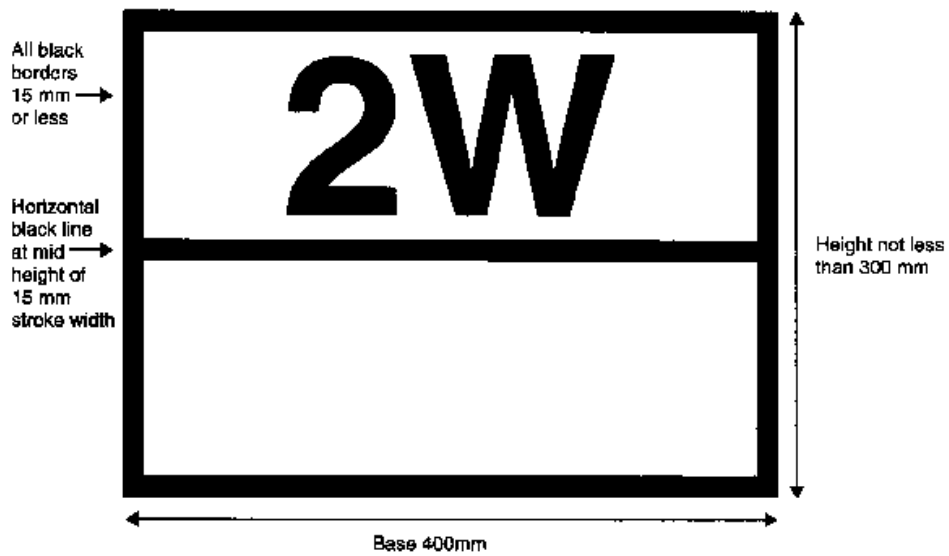
The emergency action code shall be inscribed in the upper half and the UN number shall be inscribed in the lower half

Status: This is the original version (as it was originally made). This item of legislation is currently only available in its original format.

The emergency action code shall be inscribed in the upper half and the UN number shall be inscribed in the lower half.

Figure 3

Orange-coloured panel displaying the emergency action code

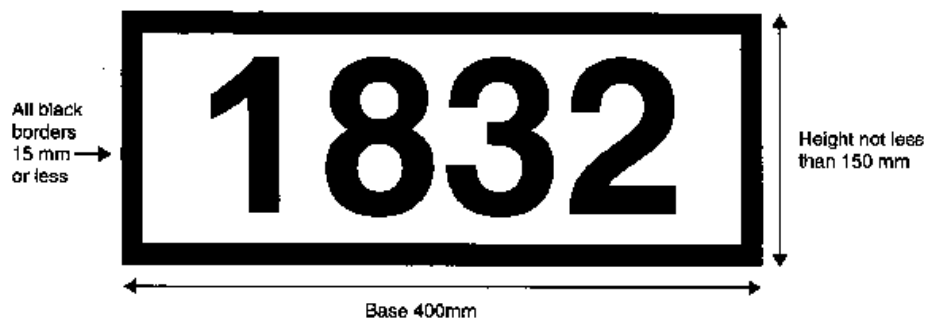


The emergency action code shall be inscribed in the upper half.

The emergency action code shall be inscribed in the upper half.

Figure 4

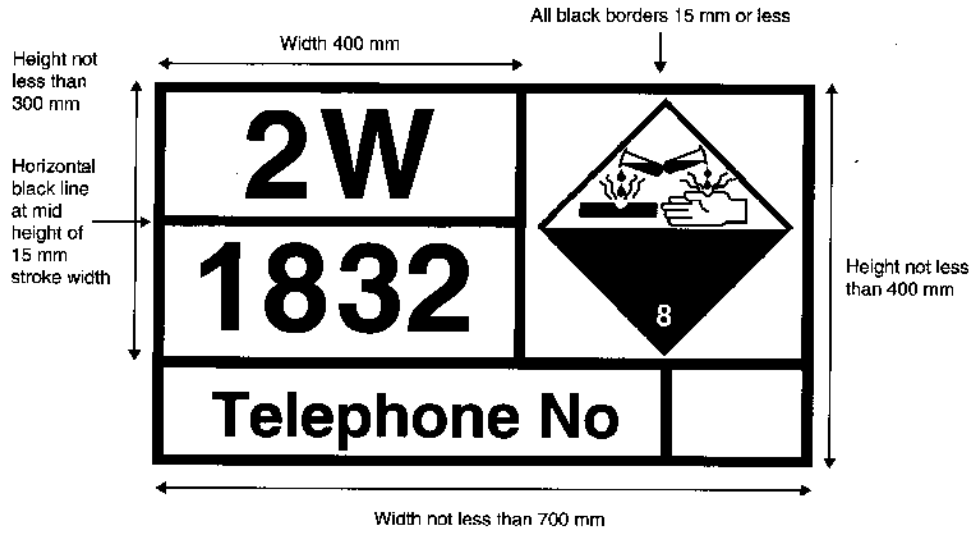
Orange-coloured panel displaying the UN number



Status: This is the original version (as it was originally made). This item of legislation is currently only available in its original format.

Figure 5

Hazard warning panel



The emergency action code shall be inscribed in the upper half and the UN number in the lower half of the orange-coloured panel and the telephone number (or text as the case may be) beneath the UN Number.

The emergency action code shall be inscribed in the upper half and the UN number in the lower half of the orange-coloured panel and the telephone number (or text as the case may be) beneath the UN number