

Status: This is the original version (as it was originally made). This item of legislation is currently only available in its original format.

SCHEDULE 7
DIRECTIONAL SIGNS

PART X
MOTORWAY SIGNS

SCHEDULE 7 PART X
MOTORWAY SIGNS

Regulation 11(1)



2901
Regulations in force under section 17 of the 1984 Act start to apply to the road at this point

Item	
1	Regulations: None
2	Directions: 14(1)
3	Diagrams: None
4	Permitted variants: Schedule 16, item 20
5	Illumination requirements: Schedule 17, item 1



2902
Direction to a motorway at the junction shown, indicating route number and destination reached along the motorway

Item	
1	Regulations: None
2	Directions: 14(2)
3	Diagrams: None
4	Permitted variants: Schedule 16, items 15, 19, 20, 29, 30 The motorway regulations symbol shall be omitted and the letters and numerals in Part I of Schedule 13 used for the motorway route number where that part of the junction leads indirectly to the motorway
5	Illumination requirements: Schedule 17, item 1



2902.1
Direction to a motorway at the junction shown, indicating route number

Item	
1	Regulations: None
2	Directions: 14(2)
3	Diagrams: None
4	Permitted variants: Schedule 16, items 12, 20
5	Illumination requirements: Schedule 17, item 1

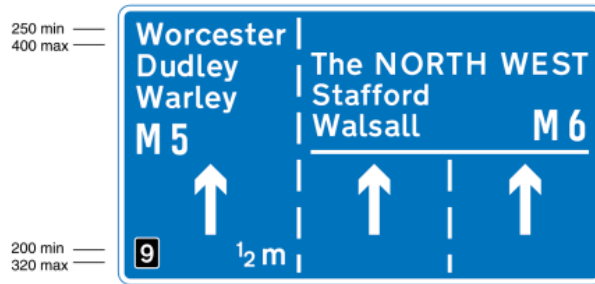


2903
Motorway junction ahead, identified by the number shown on a black background, leading to the destination and route shown. The number of lanes on the motorway remains the same through the junction

Item	
1	Regulations: None
2	Directions: 14(1)
3	Diagrams: None
4	Permitted variants: Schedule 16, items 7, 19, 20, 30, 34
5	Illumination requirements: Schedule 17, item 4

Status: This is the original version (as it was originally made). This item of legislation is currently only available in its original format.

SCHEDULE 7 PART X MOTORWAY SIGNS (contd.)



2904
Motorway junction ahead, identified by the number shown on a black background, where the left hand lane of a motorway leads to another motorway and the other two lanes continue along the main motorway route

Item	
1	Regulations: 13(5)
2	Directions: 14(1)
3	Diagrams: None
4	Permitted variants: Schedule 16, items 7, 16, 19, 20, 30, 34
5	Illumination requirements: Schedule 17, item 4

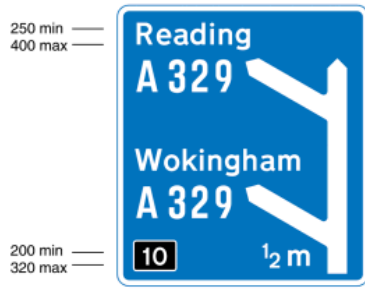


2904.1
Motorway junction, identified by the number shown on a black background, where the left hand lane of a motorway leads to another motorway and the other two lanes continue along the main motorway route

Item	
1	Regulations: 13(5)
2	Directions: 14(1)
3	Diagrams: None
4	Permitted variants: Schedule 16, items 16, 19, 20, 30, 34
5	Illumination requirements: Schedule 17, item 4

Status: This is the original version (as it was originally made). This item of legislation is currently only available in its original format.

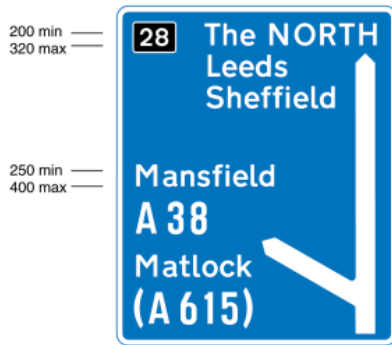
SCHEDULE 7 PART X MOTORWAY SIGNS (contd.)



2905

Two motorway junctions ahead in quick succession, identified by the number shown on a black background, leading to the destinations and routes shown. The number of lanes on the motorway remains the same through the junction

Item	
1	Regulations: None
2	Directions: 14(1)
3	Diagrams: None
4	Permitted variants: Schedule 16, items 7, 19, 20, 30, 34 The number of the second exit may be shown on a black background below the appropriate route number. The distance in miles to the second exit may be shown in a manner similar to the distance shown to the first exit
5	Illumination requirements: Schedule 17, item 4



2906

Motorway junction, identified by the number shown on a black background, leading to the destinations and routes shown and with an indication of the destinations reached by remaining on the motorway. The number of lanes on the motorway remains the same through the junction

Item	
1	Regulations: 13(5)
2	Directions: 14(1)
3	Diagrams: None
4	Permitted variants: Schedule 16, items 7, 19, 20, 30, 34
5	Illumination requirements: Schedule 17, item 4

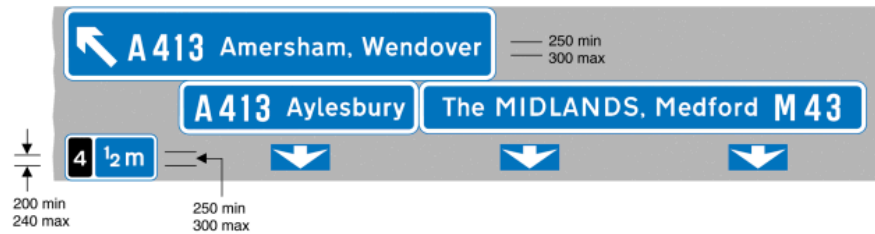
Status: This is the original version (as it was originally made). This item of legislation is currently only available in its original format.

SCHEDULE 7 PART X MOTORWAY SIGNS (contd.)



2908
Motorway junction ahead, identified by the number shown on a black background, leading to the destinations and routes shown and with an indication of the destinations reached by remaining on the motorway. The number of lanes on the motorway remains the same through the junction (Gantry-mounted sign)

Item	
1	Regulations: 13(5)
2	Directions: 14(1)
3	Diagrams: None
4	Permitted variants: Schedule 16, items 7, 9, 12, 19, 20, 30, 34
5	Illumination requirements: Schedule 17, item 1

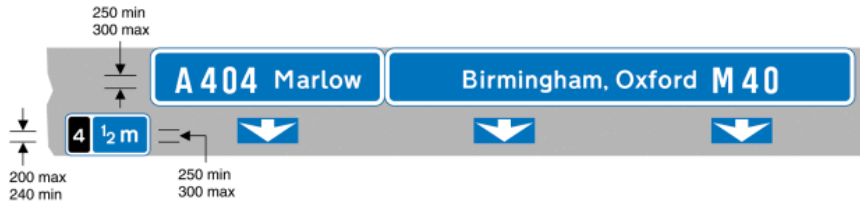


2908.1
Two motorway exits ahead in quick succession, identified by the junction number shown on a black background, leading to the destinations and routes shown. The number of lanes remains the same through the first exit. At the second exit the left hand lane leads to the route and destination shown over that lane on the lower part of the sign and the other two lanes continue along the main motorway route (Gantry-mounted sign)

Item	
1	Regulations: 13(5)
2	Directions: 14(1)
3	Diagrams: None
4	Permitted variants: Schedule 16, items 7, 9, 16, 19, 20, 30, 34 The number of the first exit may be shown on a black background to the bottom left of the arrow in the upper sign panel. The distance in miles to the first exit may be shown to the bottom left of the arrow and to the right of any junction number in the upper sign panel
5	Illumination requirements: Schedule 17, item 1

Status: This is the original version (as it was originally made). This item of legislation is currently only available in its original format.

SCHEDULE 7 PART X MOTORWAY SIGNS (contd.)



2909
Motorway junction ahead, or directions at motorway junction when distance omitted, identified by the number shown on a black background, where the left hand lane leads to the route and destination shown and the other two lanes continue along the main motorway route to the destinations shown (Gantry-mounted sign)

Item	
1	Regulations: 13(5)
2	Directions: 14(1)
3	Diagrams: None
4	Permitted variants: Schedule 16, items 7, 9, 16, 19, 20, 30, 34
5	Illumination requirements: Schedule 17, item 1



2910
Number of route reached from a motorway exit road

Item	
1	Regulations: None
2	Directions: 14(1)
3	Diagrams: None
4	Permitted variants: Schedule 16, item 20 The word "Services" may be added below the route number
5	Illumination requirements: Schedule 17, item 4



2910.1
Same as diagram 2910

Item	
1	Regulations: None
2	Directions: 14(1)
3	Diagrams: None
4	Permitted variants: Schedule 16, item 20 Same as diagram 2910
5	Illumination requirements: Schedule 17, item 4

Status: This is the original version (as it was originally made). This item of legislation is currently only available in its original format.

SCHEDULE 7 PART X MOTORWAY SIGNS (contd.)



— 250 min
— 400 max



— 250 min
— 400 max

2911

Route number of the motorway with destinations and distances to places along or reached from that route

Item	
1	Regulations: None
2	Directions: 14(1)
3	Diagrams: None
4	Permitted variants: Schedule 16, items 4, 19, 20, 30
5	Illumination requirements: Schedule 17, item 4

2912

Junction ahead with another motorway

Item	
1	Regulations: None
2	Directions: 14(1)
3	Diagrams: None
4	Permitted variants: Schedule 16, items 4, 20 The junction number may be added after the word "Junction"
5	Illumination requirements: Schedule 17, item 4



— 150 min
— 300 max

2913

Roundabout ahead leading from a motorway exit slip road to a primary and a non-primary route

Item	
1	Regulations: 13(5)
2	Directions: 14(1)
3	Diagrams: None
4	Permitted variants: Schedule 16, items 16, 18, 19, 20, 21, 22, 23, 24, 25, 26, 30, 31, 32, 34
5	Illumination requirements: Schedule 17, item 4

Status: This is the original version (as it was originally made). This item of legislation is currently only available in its original format.

SCHEDULE 7 PART X MOTORWAY SIGNS (contd.)



2913.1
Roundabout ahead leading from a motorway exit slip road to another motorway

Item	
1	Regulations: 13(5)
2	Directions: 14(1)
3	Diagrams: None
4	Permitted variants: Schedule 16, items 16, 19, 20, 30, 34 and where the sign indicates additionally a route other than a motorway, items 18, 21, 22, 23, 24, 25, 26, 31, 32
5	Illumination requirements: Schedule 17, item 4



2913.2
Junction ahead leading from a motorway exit slip road to a primary and a non-primary route

Item	
1	Regulations: 13(5)
2	Directions: 14(1)
3	Diagrams: None
4	Permitted variants: Schedule 16, items 12, 16, 19, 20, 21, 22, 23, 24, 25, 26, 30, 31, 32, 34
5	Illumination requirements: Schedule 17, item 4



2913.3
The two left hand lanes of a motorway exit slip road lead to a primary route and the right hand lane leads to a non-primary route at a junction ahead

Item	
1	Regulations: 13(5)
2	Directions: 14(1)
3	Diagrams: None
4	Permitted variants: Schedule 16, items 16, 19, 20, 21, 22, 23, 24, 25, 26, 30, 31, 32, 34
5	Illumination requirements: Schedule 17, item 4

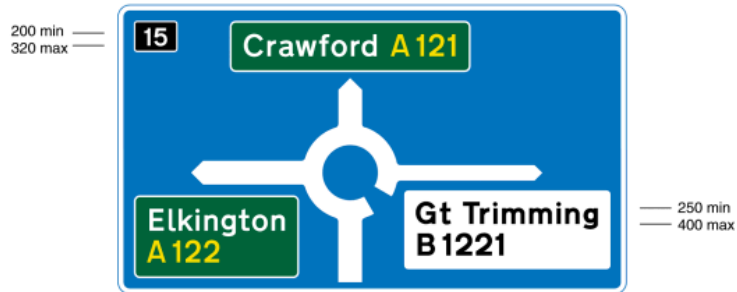
Status: This is the original version (as it was originally made). This item of legislation is currently only available in its original format.

SCHEDULE 7 PART X MOTORWAY SIGNS (contd.)



2913.4
Same as diagram 2913.3
(Gantry-mounted sign)

Item	
1	Regulations: 13(5)
2	Directions: 14(1)
3	Diagrams: None
4	Permitted variants: Schedule 16, items 16, 19, 20, 21, 22, 23, 30, 34
5	Illumination requirements: Schedule 17, item 1



2914
Termination of a motorway at a roundabout ahead
leading to two primary routes and a non-primary route

Item	
1	Regulations: 13(5)
2	Directions: 14(1)
3	Diagrams: None
4	Permitted variants: Schedule 16, items 7, 16, 18, 19, 20, 21, 22, 23, 24, 25, 26, 30, 31, 32, 34
5	Illumination requirements: Schedule 17, item 4

Status: This is the original version (as it was originally made). This item of legislation is currently only available in its original format.

SCHEDULE 7 PART X MOTORWAY SIGNS (contd.)



2914.1

Termination of the main carriageway of a motorway at a roundabout ahead leading to another motorway

Item	
1	Regulations: 13(5)
2	Directions: 14(1)
3	Diagrams: None
4	Permitted variants: Schedule 16, items 7, 16, 19, 20, 30, 34 and where the sign indicates additionally a route other than a motorway, items 18, 21, 22, 23, 24, 25, 26, 31, 32
5	Illumination requirements: Schedule 17, item 4



2915

Route to be followed at junction ahead on a motorway for destinations that are not otherwise shown on signs for that junction

Item	
1	Regulations: 13(5)
2	Directions: 14(1)
3	Diagrams: None
4	Permitted variants: Schedule 16, items 19, 20, 30, 34 The legend "Park and Ride" may be added after "Docklands". A place name may be added to or substituted for the route number. "follow" and the route number may be varied to "leave at next junction", "leave at Junction" and the junction number, or "use" and a route number "at Junction" and the junction number. "Junction" may be varied to "J"
5	Illumination requirements: Schedule 17, item 4

2917

Availability of motorway service areas ahead with distances and names of operators

Item	
1	Regulations: None
2	Directions: 14(1)
3	Diagrams: None
4	Permitted variants: Schedule 16, items 4, 20 The names of the service area operators and the words "NO SERVICES" may be varied or omitted as appropriate. "1 m" may be varied to "2/3 m"
5	Illumination requirements: Schedule 17, item 4

Status: This is the original version (as it was originally made). This item of legislation is currently only available in its original format.

SCHEDULE 7 PART X MOTORWAY SIGNS (contd.)



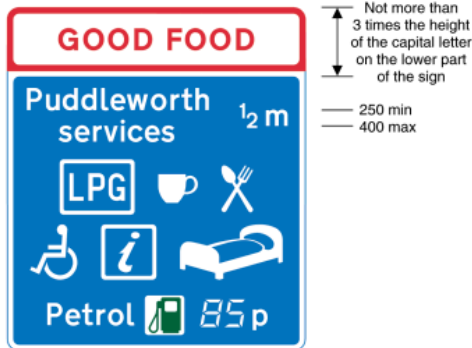
2918
Distance to next motorway service area

Item	
1	Regulations: None
2	Directions: 14(1)
3	Diagrams: None
4	Permitted variants: Schedule 16, item 4
5	Illumination requirements: Schedule 17, item 4



2918.1
Services are not available on motorway

Item	
1	Regulations: None
2	Directions: 14(1)
3	Diagrams: None
4	Permitted variants: None
5	Illumination requirements: Schedule 17, item 4



2919.1
Distance ahead to a named motorway service area at which fuel, parking, toilets and facilities for disabled persons are available, and refreshments, overnight accommodation, LPG fuel and a Tourist Information Point or Centre may be available, 24 hours a day throughout the year, and showing the name of the operator and the price per litre of unleaded petrol

Item	
1	Regulations: 13(2), 13(4), 13(7)
2	Directions: 14(1)
3	Diagrams: None
4	Permitted variants: Schedule 16, item 8 The name of the operator may be varied. The operator's logo may be shown in the upper panel. The legend, logo, background and border of the upper panel may be in any contrasting colours. The upper panel border may be omitted. The upper panel may be omitted. "Puddleworth" shall be varied to another geographical name as appropriate. The LPG fuel, "i" and bed symbols may be omitted as appropriate. The petrol price where shown shall accord with that currently being charged for 1 litre of unleaded petrol. The petrol price row may be omitted and the white petrol pump symbol shown in diagram 2310.1 added at the beginning of the top row of symbols
5	Illumination requirements: Schedule 17, item 4

Status: This is the original version (as it was originally made). This item of legislation is currently only available in its original format.

SCHEDULE 7 PART X MOTORWAY SIGNS (contd.)



2920.1
Direction to a named motorway service area and showing the name of the operator

Item	
1	Regulations: 13(2), 13(4), 13(7)
2	Directions: 14(1)
3	Diagrams: None
4	Permitted variants: Schedule 16, item 12 Same as diagram 2919.1 in respect of the upper panel and the geographical name on the lower panel
5	Illumination requirements: Schedule 17, item 4



2921
Entrance to motorway service area

Item	
1	Regulations: None
2	Directions: 14(1)
3	Diagrams: None
4	Permitted variants: Schedule 16, item 15
5	Illumination requirements: Schedule 17, item 4



2921.1
Same as diagram 2921 or direction to a motorway service area at a junction ahead on a motorway slip road

Item	
1	Regulations: None
2	Directions: 14(1)
3	Diagrams: None
4	Permitted variants: Schedule 16, item 12
5	Illumination requirements: Schedule 17, item 4



2922
Entrance for works traffic only

Item	
1	Regulations: None
2	Directions: 14(1)
3	Diagrams: None
4	Permitted variants: None
5	Illumination requirements: Schedule 17, item 4

Status: This is the original version (as it was originally made). This item of legislation is currently only available in its original format.

SCHEDULE 7 PART X MOTORWAY SIGNS (contd.)



250 min
300 max

2924
Motorway junction ahead leading to the tourist attractions shown

Item	
1	Regulations: None
2	Directions: 14(1)
3	Diagrams: None
4	Permitted variants: Schedule 16, items 12, 16, 19, 29, 33 When the arrow is pointing vertically upwards it may be placed on the right hand side of the sign with the symbols placed on the left hand side and reversed as appropriate
5	Illumination requirements: Schedule 17, item 4



150 min
300 max

2925
Roundabout ahead leading from a motorway exit slip road to the tourist attractions shown

Item	
1	Regulations: None
2	Directions: 14(1)
3	Diagrams: None
4	Permitted variants: Schedule 16, items 3, 5, 16, 18, 19, 31, 32, 33
5	Illumination requirements: Schedule 17, item 4



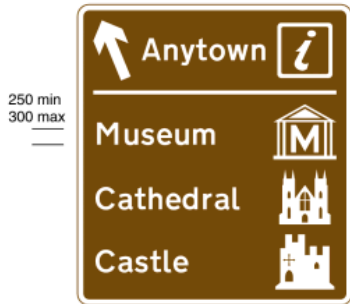
150 min
300 max

2926
Junction ahead from a motorway exit slip road to the tourist attractions shown

Item	
1	Regulations: None
2	Directions: 14(1)
3	Diagrams: None
4	Permitted variants: Schedule 16, items 5, 12, 16, 19, 29, 31, 32, 33
5	Illumination requirements: Schedule 17, item 4

Status: This is the original version (as it was originally made). This item of legislation is currently only available in its original format.

SCHEDULE 7 PART X MOTORWAY SIGNS (contd.)



2927
Motorway junction ahead leading to a town or geographical area containing a Tourist Information Point or Centre and several tourist attractions

Item	
1	Regulations: None
2	Directions: 14(1)
3	Diagrams: None
4	Permitted variants: Schedule 16, items 12, 19, 33 The number of tourist attractions shown on the lower part of the sign may be varied, but shall not exceed three
5	Illumination requirements: Schedule 17, item 4



2927.1
Exit from a motorway at a junction ahead that should be used for a tourist attraction that is not otherwise shown on signs on the main carriageway of the motorway at that junction

Item	
1	Regulations: 13(5)
2	Directions: 14(1)
3	Diagrams: None
4	Permitted variants: Schedule 16, items 19, 20, 33 "leave at Junction" and the junction number may be varied to "follow" and a place name, a route number, or a place name and a route number. "leave" may be varied to "use" and a route number. "leave at Junction" and the junction number may be varied to "leave at next junction". "Junction" may be varied to "J". Route numbers shall be shown in white characters on the brown background
5	Illumination requirements: Schedule 17, item 4



2928
(a) Boundary of the area of a county council in England; or
(b) boundary of the area of a council in Scotland; or
(c) boundary of the area of a county or county borough council in Wales

Item	
1	Regulations: None
2	Directions: 14(1)
3	Diagrams: None
4	Permitted variants: Schedule 16, item 19 A crest or logo and either a message of welcome or a phrase denoting an item of local geographical or historical interest, not exceeding three words in either case, may be added. The name of the county may be varied to the name of a river or inland waterway. The background colour may be white with black letters and border
5	Illumination requirements: Schedule 17, item 4

Status: This is the original version (as it was originally made). This item of legislation is currently only available in its original format.

SCHEDULE 7 PART X MOTORWAY SIGNS (contd.)



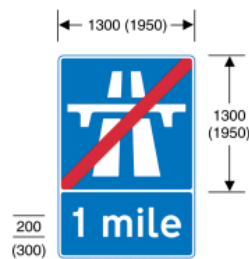
2929
Motorway junction ahead leading to a route advised for goods vehicles to the destination shown, which may differ from that for other traffic

Item	
1	Regulations: 13(5)
2	Directions: 14(1)
3	Diagrams: None
4	Permitted variants: Schedule 16, items 12, 16, 19, 20, 28 and when placed on a motorway exit slip road, items 3, 5, 21, 22, 32 Route numbers shall be shown in white characters on the black background when the sign is placed on the main carriageway of the motorway. The relative positions of the arrow and symbol and other legend may be reversed. The vertical arrow may be placed on the right hand side of the sign and the lorry symbol reversed
5	Illumination requirements: Schedule 17, item 4



2929.1
Exit from a motorway at a junction ahead that should be used for a destination along a route advised for goods vehicles that is not otherwise shown on signs on the main carriageway of the motorway at that junction

Item	
1	Regulations: 13(5)
2	Directions: 14(1)
3	Diagrams: None
4	Permitted variants: Schedule 16, items 19, 20 "leave at Junction" and the junction number may be varied to "follow" and a place name, a route number, or a place name and a route number. "leave" may be varied to "use" and a route number. "leave at Junction" and the junction number may be varied to "leave at next junction". "Junction" may be varied to "J". Route numbers shall be shown in white characters on the black background
5	Illumination requirements: Schedule 17, item 4

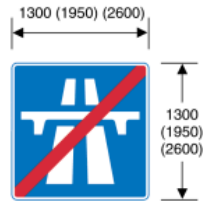


2930
Regulations referred to in the caption under diagram 2901 cease to apply ahead

Item	
1	Regulations: None
2	Directions: 14(1)
3	Diagrams: None
4	Permitted variants: "1 mile" may be varied to "1/2 mile"
5	Illumination requirements: Schedule 17, item 1

Status: This is the original version (as it was originally made). This item of legislation is currently only available in its original format.

SCHEDULE 7 PART X MOTORWAY SIGNS (contd.)



2931
Regulations referred to in the caption under diagram 2901 cease to apply at this point

Item	
1	Regulations: None
2	Directions: 14(1)
3	Diagrams: None
4	Permitted variants: None
5	Illumination requirements: Schedule 17, item 1



2932
Entrance to motorway service area, maintenance compound or similar facility contained within the length of a motorway and indicating that the Regulations referred to in the caption under diagram 2901 cease to apply at this point

Item	
1	Regulations: None
2	Directions: 14(1)
3	Diagrams: None
4	Permitted variants: None
5	Illumination requirements: Schedule 17, item 4



2933
Drivers should keep a distance of two chevron markings from the vehicle in front

Item	
1	Regulations: None
2	Directions: 14(1), 17, 18(1)
3	Diagrams: 1064, 2934
4	Permitted variants: None
5	Illumination requirements: Schedule 17, item 4



2934
Drivers should check their distance from the vehicle in front

Item	
1	Regulations: None
2	Directions: 14(1), 17, 18(1)
3	Diagrams: 1064, 2933
4	Permitted variants: "Check" may be varied to "Keep"
5	Illumination requirements: Schedule 17, item 4