


**Status:** This is the original version (as it was originally made). This item of legislation is currently only available in its original format.

## SCHEDULE

New diagrams for insertion into the schedules to the 2002 regulations  
Regulation 34(2)

### PART 1

New diagrams for Schedule 1 to the 2002 regulations



**530A**  
Maximum headroom available at hazard, with height indicated in both metric and imperial units

Item	
1	Regulations: 17
2	Directions: 21
3	Diagrams: 530.1, 530.2, 572, 573
4	Permitted variants: Schedule 16, item 1
5	Illumination requirements: Schedule 17, item 1



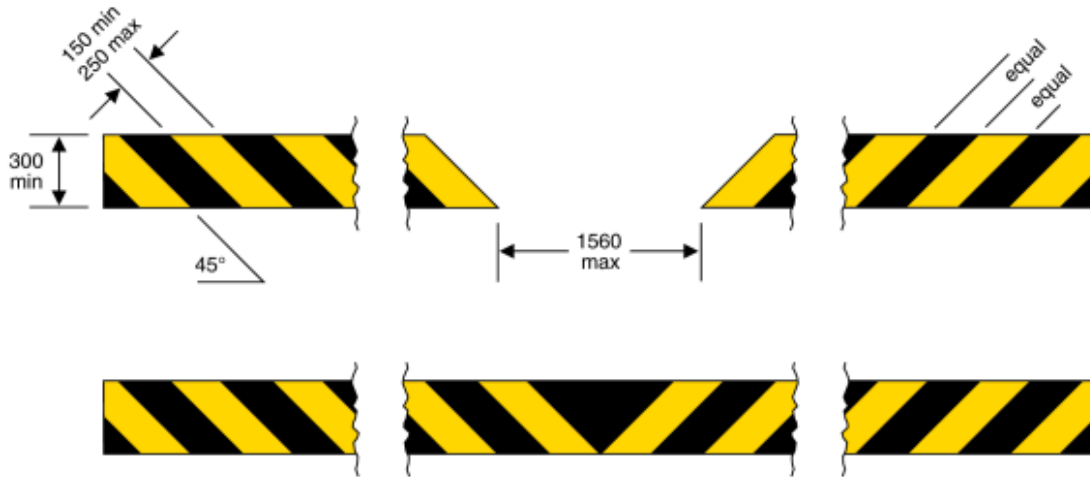
**530.1**  
Reduced headroom over part of road due to overhanging building ahead

Item	
1	Regulations: None
2	Directions: 21
3	Diagrams: 530, 530A
4	Permitted variants: Schedule 16, items 3, 6, 11 "building" may be varied to "buildings" or "structure"
5	Illumination requirements: Schedule 17, item 8

**Status:** This is the original version (as it was originally made). This item of legislation is currently only available in its original format.

SCHEDULE—PART 1

New diagrams for Schedule 1 to the 2002 regulations (continued)



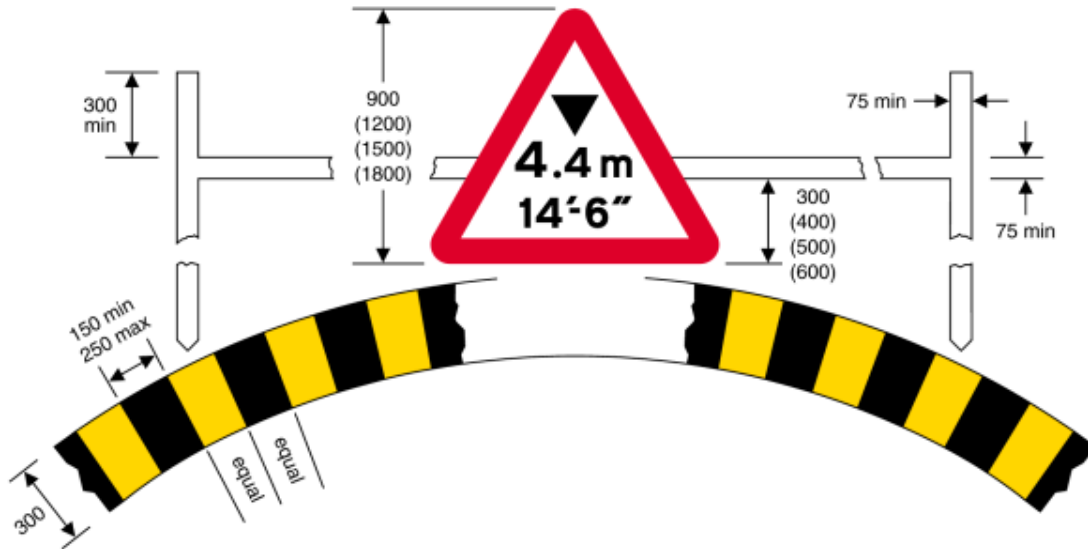
530.2  
Reduced headroom at a hazard  
(Alternative types)

Item	
1	Regulations: None
2	Directions: 21
3	Diagrams: 530, 530A, 629.2, 629.2A
4	Permitted variants: None
5	Illumination requirements: Schedule 17, item 9 Where those parts of the sign coloured yellow are retroreflective they may also be fluorescent

**Status:** This is the original version (as it was originally made). This item of legislation is currently only available in its original format.

SCHEDULE—PART 1

New diagrams for Schedule 1 to the 2002 regulations (continued)



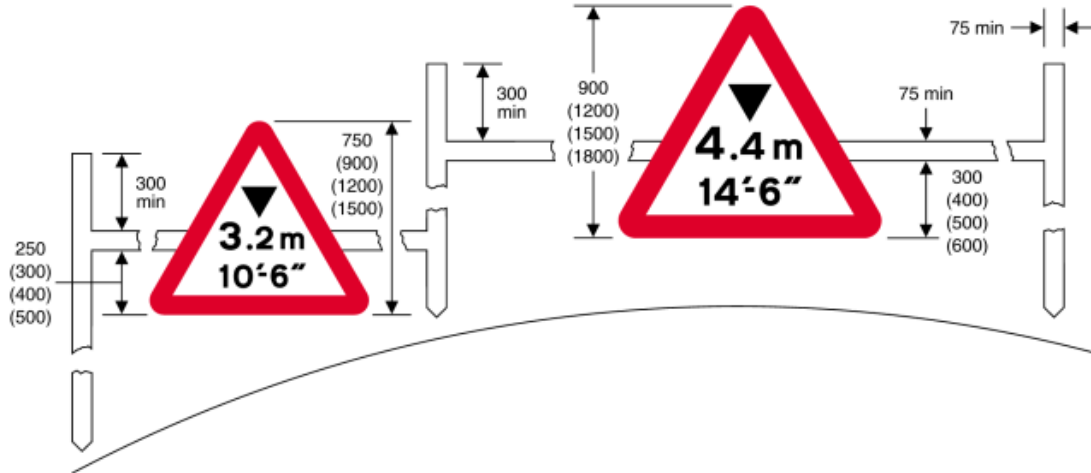
532.2A  
Same as diagram 532.2

Item	
1	Regulations: None
2	Directions: None
3	Diagrams: None
4	Permitted variants: Schedule 16, item 1 Black and yellow markings may be omitted
5	Illumination requirements: Schedule 17, items 1, 9 Same as diagram 530.2

**Status:** This is the original version (as it was originally made). This item of legislation is currently only available in its original format.

SCHEDULE—PART 1

New diagrams for Schedule 1 to the 2002 regulations (continued)



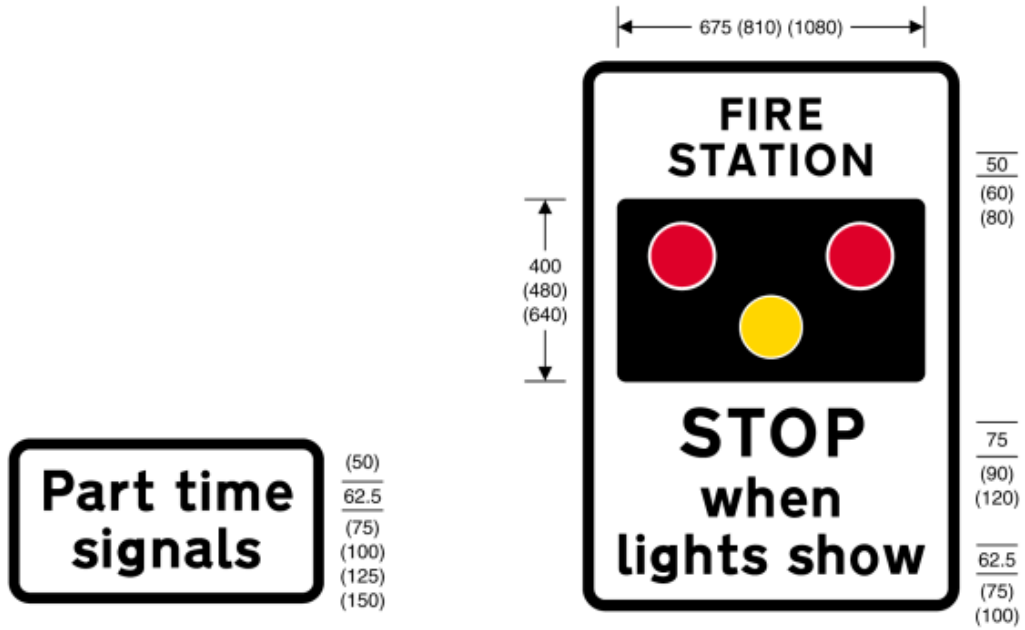
532.3A  
Same as diagram 532.3

Item	
1	Regulations: None
2	Directions: None
3	Diagrams: None
4	Permitted variants: Schedule 16, item 1 Black and yellow markings shown in diagram 532.2A may be added
5	Illumination requirements: Schedule 17, items 1, 9

**Status:** This is the original version (as it was originally made). This item of legislation is currently only available in its original format.

SCHEDULE—PART 1

New diagrams for Schedule 1 to the 2002 regulations (continued)



543.1  
Traffic signals which only operate at certain times

563.1  
Warning of light signals as shown in diagram 3014 ahead

Item	
1	Regulations: None
2	Directions: 21, 44A
3	Diagrams: 543, 3000, 3000.7, 3000.8, 3000.9, 3000.10
4	Permitted variants: Schedule 16, items 3, 6, 11 "Part time" may be varied to "Peak hour"
5	Illumination requirements: Schedule 17, items 4, 8

Item	
1	Regulations: None
2	Directions: 20, 21
3	Diagrams: 562
4	Permitted variants: Schedule 16, items 3, 6, 11 "FIRE" may be varied to: 1. "AMBULANCE" 2. "POLICE" 3. "FIRE AND AMBULANCE" 4. "FIRE AND POLICE" 5. "POLICE AND AMBULANCE" 6. "FIRE, POLICE AND AMBULANCE"
5	Illumination requirements: Schedule 17, item 8

*Status: This is the original version (as it was originally made). This item of legislation is currently only available in its original format.*

SCHEDULE—PART 1

New diagrams for Schedule 1 to the 2002 regulations (continued)



(50)  
62.5  
(75)  
(100)  
(125)  
(150)  
(200)

572  
Distance ahead to hazard

Item	
1	Regulations: 17
2	Directions: 21
3	Diagrams: 504.1, 505.1, 506.1, 507.1, 508.1, 509.1, 510, 516, 517, 520, 521, 522, 523.1, 524.1, 528, 529, 529.1, 530, 530A, 531.1, 543, 544, 544.1, 544.2, 550.1, 552, 554, 555, 770, 771, 772, 782, 950, 7001, 7009
4	Permitted variants: Schedule 16, item 6
5	Illumination requirements: Schedule 17, item 8



(50)  
62.5  
(75)  
(100)  
(125)  
(150)  
(200)

573  
Distance and direction to hazard

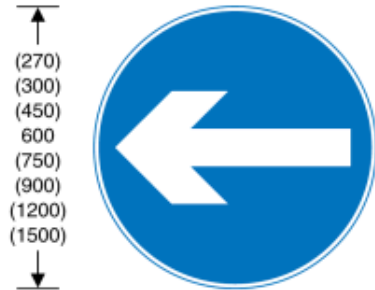
Item	
1	Regulations: None
2	Directions: 21
3	Diagrams: 523.1, 524.1, 528, 529, 529.1, 530, 530A, 531.1, 543, 544, 544.1, 544.2, 550.1, 552, 554, 555, 770, 771, 772, 782, 950, 7001, 7009
4	Permitted variants: Schedule 16, items 6, 9, 13
5	Illumination requirements: Schedule 17, item 8

Regulation 34(3)

**Status:** This is the original version (as it was originally made). This item of legislation is currently only available in its original format.

## SCHEDULE—PART 2

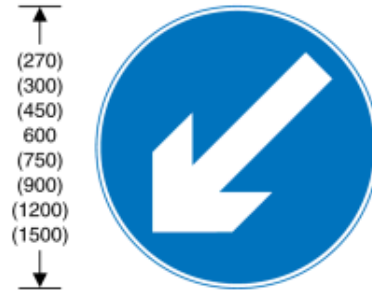
### New diagrams for Schedule 2 to the 2002 regulations



606

Vehicular traffic must proceed in the direction indicated by the arrow

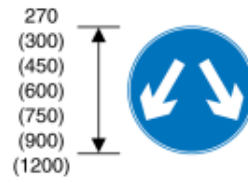
Item	
1	Regulations: 10, 12, 47, 48, 49, 54
2	Directions: 7, 20, 21, 41, 44A
3	Diagrams: 515, 515.1A, 515.2, 607, 608, 954, 954.2, 954.3, 954.4, 954.5, 954.6, 954.7
4	Permitted variants: Schedule 16, item 13
5	Illumination requirements: Schedule 17, items 1, 6, 7



610

Vehicular traffic must comply with the requirements prescribed in regulation 15

Item	
1	Regulations: 10, 12, 14, 15, 26, 27, 54
2	Directions: 21, 41
3	Diagrams: 608
4	Permitted variants: Arrow may point downwards to the right
5	Illumination requirements: Schedule 17, items 1, 7



611


Vehicular traffic may reach the same destination by proceeding either side of the sign

Item	
1	Regulations: 12, 27
2	Directions: 41
3	Diagrams: None
4	Permitted variants: None
5	Illumination requirements: Schedule 17, items 1, 7

*Status: This is the original version (as it was originally made). This item of legislation is currently only available in its original format.*


SCHEDULE—PART 2

New diagrams for Schedule 2 to the 2002 regulations (continued)



612  
No right turn for vehicular traffic

Item	
1	Regulations: 12, 17, 27, 47, 48, 49
2	Directions: 7, 21, 44A
3	Diagrams: 954, 954.2, 954.3, 954.4, 954.5, 954.6, 954.7
4	Permitted variants: None
5	Illumination requirements: Schedule 17, items 1, 6



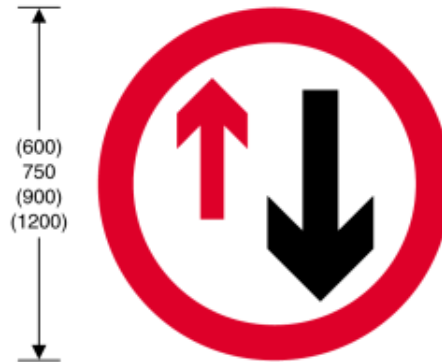
613  
No left turn for vehicular traffic

Item	
1	Regulations: 12, 17, 27, 47, 48, 49
2	Directions: 7, 21, 44A
3	Diagrams: 954, 954.2, 954.3, 954.4, 954.5, 954.6, 954.7
4	Permitted variants: None
5	Illumination requirements: Schedule 17, items 1, 6



614  
No U-turns for vehicular traffic

Item	
1	Regulations: 12
2	Directions: 7, 11, 21, 44A
3	Diagrams: 570, 645
4	Permitted variants: None
5	Illumination requirements: Schedule 17, items 1, 6



615  
Priority must be given to vehicles from the opposite direction


Item	
1	Regulations: 10
2	Directions: 18, 19, 20, 21
3	Diagrams: 615.1, 645, 811, 1003, 1023, 1044.2
4	Permitted variants: None
5	Illumination requirements: Schedule 17, item 1



**Status:** This is the original version (as it was originally made). This item of legislation is currently only available in its original format.

SCHEDULE—PART 2

New diagrams for Schedule 2 to the 2002 regulations (continued)



616  
No entry for vehicular traffic

Item	
1	Regulations: 10, 12, 17, 27, 47, 48, 49, 54
2	Directions: 7, 8, 18, 21, 41, 44A
3	Diagrams: 954, 954.2, 1046, 1048.3
4	Permitted variants: None
5	Illumination requirements: Schedule 17, items 1, 6, 7




620  
Vehicles requiring access to premises or land adjacent to the road are exempted from the prohibition conveyed by the associated sign

Item	
1	Regulations: 22
2	Directions: 7, 8, 21
3	Diagrams: 619, 619.1, 619.2, 622.1A, 622.5, 622.6, 622.7, 622.8, 629, 629A, 629.1, 952
4	Permitted variants: Schedule 16, item 38 "Except for access" may be omitted when a time period is added. "Except" shall be varied to "except" when preceded by a time period. "for access" may be varied to: <ol style="list-style-type: none"> <li>1. "for loading"</li> <li>2. "for loading by" with the goods vehicle symbol shown in diagram 620.1</li> <li>3. "permit holders" and an identification symbol where appropriate</li> <li>4. The blue badge symbol shown in diagram 661A</li> <li>5. "buses"</li> <li>6. "local buses"</li> <li>7. "taxis"</li> <li>8. "for access to off-street premises"</li> </ol> These variants may be used in any combination with each other and with "for access", except that 1 and 2 shall not be used together or with "for access", 8 shall not be used with "for access", and 5 and 6 shall not be used together. The word "and" shall be inserted before the last variant where more than one is used
5	Illumination requirements: Schedule 17, item 8

**Status:** This is the original version (as it was originally made). This item of legislation is currently only available in its original format.

SCHEDULE—PART 2

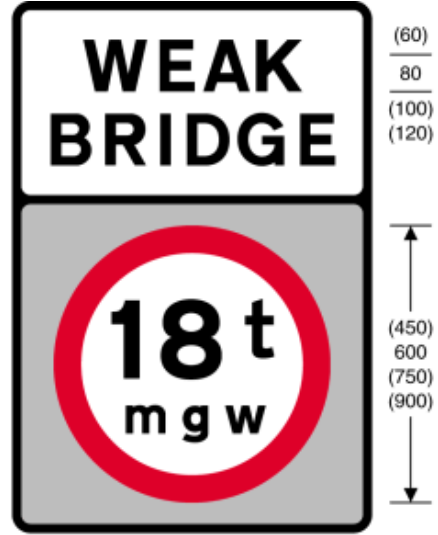
New diagrams for Schedule 2 to the 2002 regulations (continued)



622.1A

Goods vehicles exceeding the maximum gross weight indicated on the goods vehicle symbol prohibited

Item	
1	Regulations: 17
2	Directions: 7, 8, 21
3	Diagrams: 554.3, 620
4	Permitted variants: "7.5t" may be varied to "18t"
5	Illumination requirements: Schedule 17, item 1



626.2A

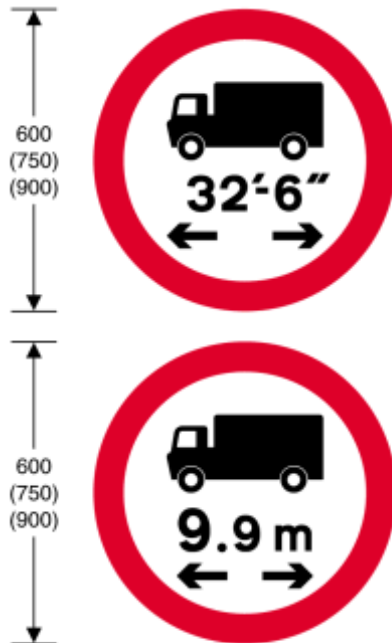
Vehicles exceeding the maximum gross weight indicated prohibited from crossing the bridge or other structure

Item	
1	Regulations: 10, 17
2	Directions: 7, 8, 21
3	Diagrams: 627.1
4	Permitted variants: "18t" may be varied to "3t", "7.5t", "10t", "13t", "26t" or "33t". "BRIDGE" may be varied to "ROAD"
5	Illumination requirements: Schedule 17, item 1

**Status:** This is the original version (as it was originally made). This item of legislation is currently only available in its original format.

SCHEDULE—PART 2

New diagrams for Schedule 2 to the 2002 regulations (continued)



629.1

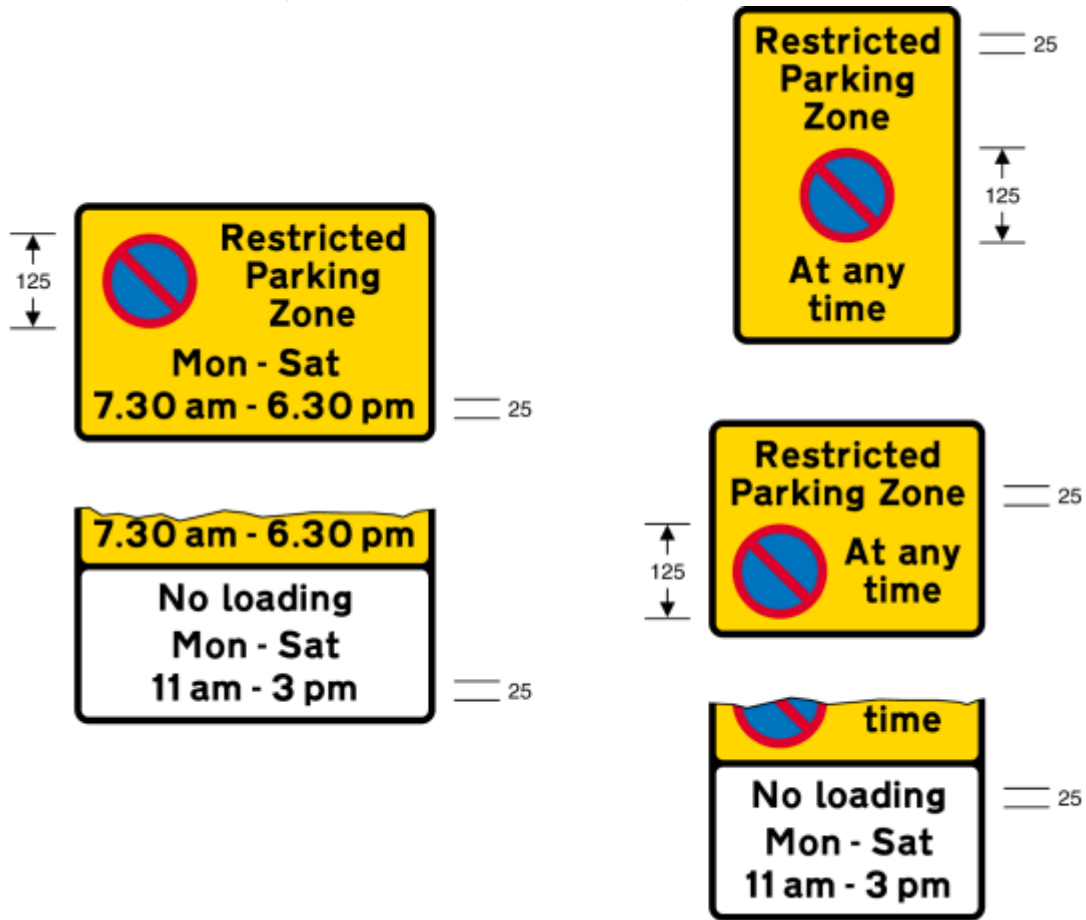
Vehicles or combinations of vehicles exceeding length indicated prohibited

Item	
1	Regulations: 17
2	Directions: 7, 8, 21
3	Diagrams: 554.3, 620, 954, 954.2
4	Permitted variants: Schedule 16, item 1 Metric sign may be omitted or placed to the right of the imperial sign
5	Illumination requirements: Schedule 17, item 1

*Status: This is the original version (as it was originally made). This item of legislation is currently only available in its original format.*

SCHEDULE—PART 2

New diagrams for Schedule 2 to the 2002 regulations (continued)



637.2A

Prohibition on waiting (and loading and unloading) in a restricted parking zone (Alternative types)

Item	
1	Regulations: None
2	Directions: 7, 11, 26A
3	Diagrams: 663.2
4	Permitted variants: Schedule 16, item 38 The panels indicating the prohibition of loading and unloading may be varied to diagram 638
5	Illumination requirements: Schedule 17, item 9

**Status:** This is the original version (as it was originally made). This item of legislation is currently only available in its original format.

## SCHEDULE—PART 2

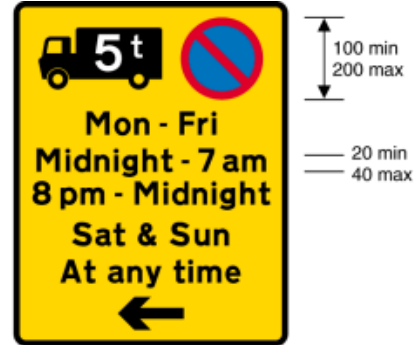
New diagrams for Schedule 2 to the 2002 regulations (continued)



639.1B

Waiting prohibited during the periods indicated on the upper panel and restrictions on waiting during the period indicated on the lower panel

Item	
1	Regulations: 24
2	Directions: 7, 11, 24, 25
3	Diagrams: 661.4, 857.1, 1017, 1019, 1028.3, 1028.4, 1032, 1033
4	Permitted variants: Schedule 16, items 11, 38, 39 The relative positions of the "no waiting" symbol and other legend in the upper panel may be as shown in diagram 639 or in the upper panel of diagram 640. The upper panel may be varied to diagram 650.2 or 650.3. The lower panel may be varied in a similar manner to diagram 661.1 or varied to diagram 660, 660.3, 660.4, 660.5, 660.6, 660.7, 660.9, 661A, 661.2A, 661.3A or 662. The sign shown in diagram 638.1 may be added as a middle panel with the size of the legend as shown for diagram 639.1B
5	Illumination requirements: Schedule 17, item 9



640.2A

Waiting by goods vehicles over maximum gross weight shown prohibited during the periods and in the direction indicated

Item	
1	Regulations: 4, 24
2	Directions: 7
3	Diagrams: None
4	Permitted variants: Schedule 16, items 13, 14, 38 "5t" may be varied to "7.5t". The bus symbol shown in diagram 952 may be added below or substituted for the lorry symbol. When the arrow points to the right the relative positions of the lorry or bus symbol and the no waiting roundel shall be reversed and the lorry or bus symbol (with a window substituted for the door) shall face to the right
5	Illumination requirements: Schedule 17, item 9

*Status: This is the original version (as it was originally made). This item of legislation is currently only available in its original format.*

SCHEDULE—PART 2

New diagrams for Schedule 2 to the 2002 regulations (continued)



660  
Parking place reserved for permit holders

Item	
1	Regulations: None
2	Directions: 7, 11, 24, 25
3	Diagrams: 663.3, 1028.3, 1028.4, 1032, 1033
4	Permitted variants: Schedule 16, items 11, 38, 39 "Permit holders only" may be varied to: 1. "Card holders only" 2. "Doctor permit holders only" 3. "Large or slow vehicles only" 4. "Business permit holders only" 5. "Resident permit holders only"
5	Illumination requirements: Schedule 17, item 9



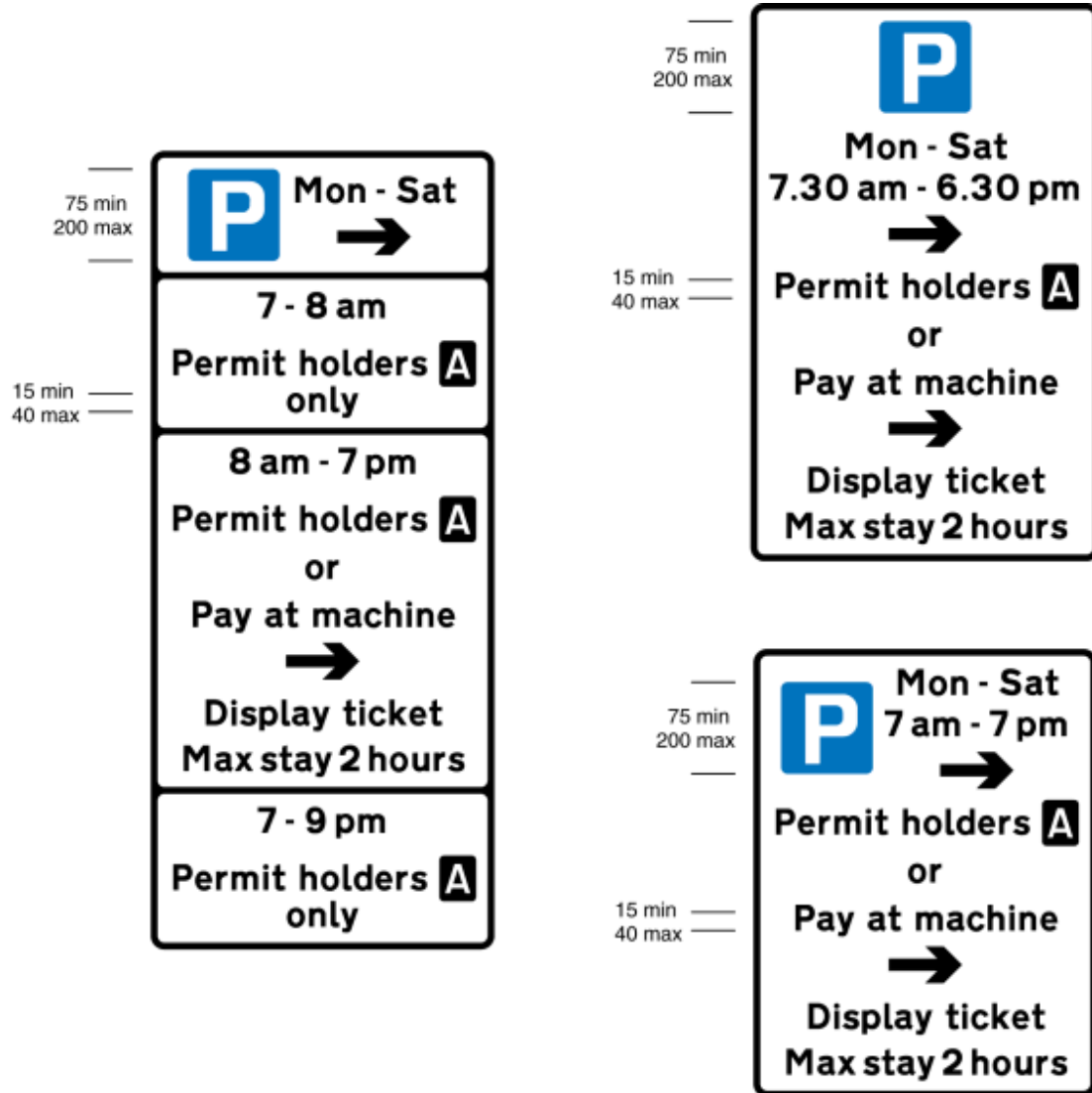
660.3  
Parking place reserved for holders of residents' permits

Item	
1	Regulations: None
2	Directions: 7, 11, 24, 25
3	Diagrams: 663.3, 1028.4, 1032, 1033
4	Permitted variants: Schedule 16, items 11, 38, 39 "Resident permit holders only" may be varied to: 1. "Permit holders only" 2. "Doctor permit holders only" 3. "Business permit holders only"
5	Illumination requirements: Schedule 17, item 9

**Status:** This is the original version (as it was originally made). This item of legislation is currently only available in its original format.

SCHEDULE—PART 2

New diagrams for Schedule 2 to the 2002 regulations (continued)



660.7

Parking place for permit holders with paid limited waiting permitted by others at specified times (Alternative types)

Item	
1	Regulations: None
2	Directions: 7, 11, 24, 25
3	Diagrams: 661.4, 1028.4, 1032, 1033
4	Permitted variants: Schedule 16, items 13, 14, 38, 39 Same as diagram 660.6. The arrow below the legend "Pay at machine" may be replaced by the legend "across road" or "opposite", or, when the arrow at the top of the sign is omitted, replaced by two horizontal arrows pointing in opposite directions
5	Illumination requirements: Schedule 17, item 9

*Status: This is the original version (as it was originally made). This item of legislation is currently only available in its original format.*

SCHEDULE—PART 2

New diagrams for Schedule 2 to the 2002 regulations (continued)



660.8

Parking place reserved for car club permit holders

Item	
1	Regulations: None
2	Directions: 7, 11, 24, 25
3	Diagrams: 1028.3, 1028.4, 1032, 1033
4	Permitted variants: Schedule 16, item 11 The code letters and code numerals identifying the parking place may be varied as appropriate. The size of the code letters and code numerals and associated patch may be varied and may be in any contrasting colours. The name of the traffic authority may be added
5	Illumination requirements: Schedule 17, item 9



660.9

Parking place with facilities for charging electric vehicles reserved for permit holders

Item	
1	Regulations: None
2	Directions: 7, 11, 24, 25
3	Diagrams: 1028.3, 1028.4, 1032, 1033
4	Permitted variants: Schedule 16, item 11, 38, 39 The legend may be varied to "Electric vehicle recharging point only"
5	Illumination requirements: Schedule 17, item 9



**Status:** This is the original version (as it was originally made). This item of legislation is currently only available in its original format.

SCHEDULE—PART 2

New diagrams for Schedule 2 to the 2002 regulations (continued)



661.2A

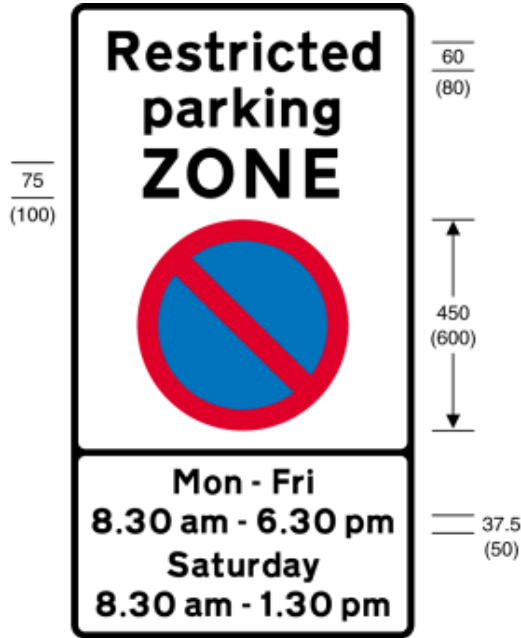
'Pay and Display' ticket-regulated parking place

Item	
1	Regulations: None
2	Directions: 7, 11, 24, 25
3	Diagrams: 661.4, 1028.4, 1032, 1033
4	Permitted variants: Schedule 16, items 13, 38, 39 The arrow may be replaced by the legend "across road" or "opposite". A second arrow pointing in the opposite direction may be added
5	Illumination requirements: Schedule 17, item 9

*Status: This is the original version (as it was originally made). This item of legislation is currently only available in its original format.*

SCHEDULE—PART 2

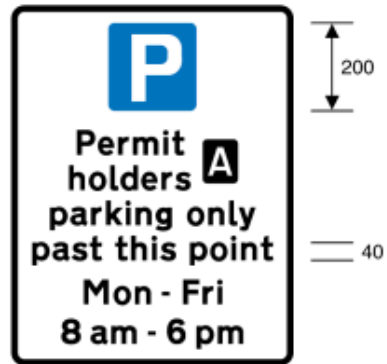
New diagrams for Schedule 2 to the 2002 regulations (continued)



663.2

Entrance to a restricted parking zone

Item	
1	Regulations: None
2	Directions: 3, 7, 8, 26A
3	Diagrams: 637.2A
4	Permitted variants: Schedule 16, items 38, 39 The legend "No loading" may be added beneath the no waiting roundel. The lower panel shall be omitted where the restrictions apply at all times. The legend "except in signed bays" may be added beneath the time period shown in the lower panel. The legend in the lower panel may be varied to "Except in signed bays"
5	Illumination requirements: Schedule 17, item 4



663.3

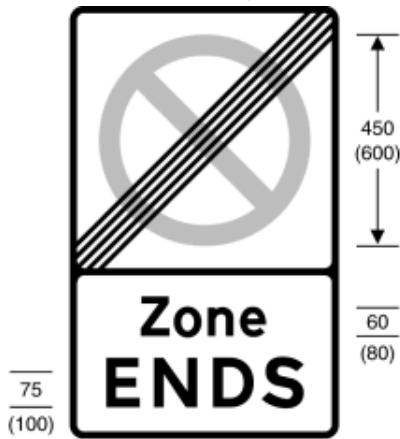
Entrance to a road or area where parking is reserved for permit holders during the period indicated and where parking bays have not been provided

Item	
1	Regulations: None
2	Directions: 3, 7, 8, 26A
3	Diagrams: 660, 660.3
4	Permitted variants: Schedule 16, items 38, 39 "Permit holders" may be varied to "Resident permit holders". The permit identifier may be placed to the right of the "P" symbol. The legend "past this point" may be varied to "in" and a street name
5	Illumination requirements: Schedule 17, item 4

**Status:** This is the original version (as it was originally made). This item of legislation is currently only available in its original format.

SCHEDULE—PART 2

New diagrams for Schedule 2 to the 2002 regulations (continued)



664  
End of controlled, voucher or restricted parking zone

Item	
1	Regulations: None
2	Directions: 7, 10, 26A
3	Diagrams: None
4	Permitted variants: None
5	Illumination requirements: Schedule 17, item 4




664.1  
End of permit parking area

Item	
1	Regulations: None
2	Directions: 7, 10, 26A
3	Diagrams: None
4	Permitted variants: None
5	Illumination requirements: Schedule 17, item 4

*Status: This is the original version (as it was originally made). This item of legislation is currently only available in its original format.*

SCHEDULE—PART 2

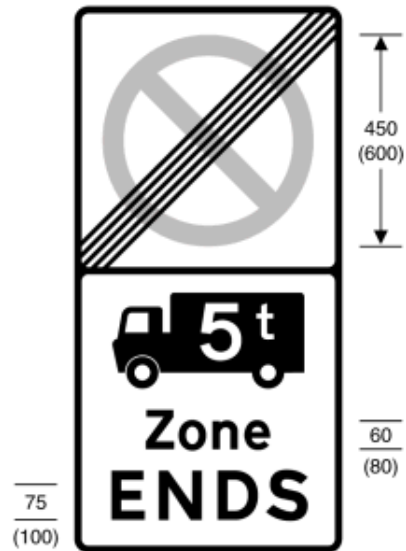
New diagrams for Schedule 2 to the 2002 regulations (continued)



665

Entrance to a controlled parking zone applying to goods vehicles over maximum gross weight shown

Item	
1	Regulations: 4, 24
2	Directions: 7, 8, 26
3	Diagrams: None
4	Permitted variants: Schedule 16, item 38 "5t" may be varied to "7.5t". The bus symbol shown in diagram 952 may be added below or substituted for the lorry symbol
5	Illumination requirements: Schedule 17, item 4



666

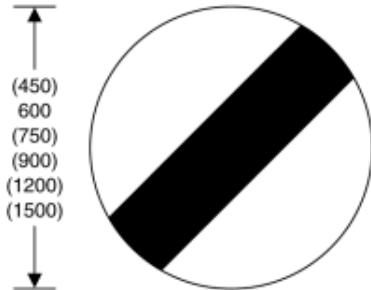
End of a controlled parking zone applying to goods vehicles over maximum gross weight shown

Item	
1	Regulations: 24
2	Directions: 7, 10, 26
3	Diagrams: None
4	Permitted variants: "5t" may be varied to "7.5t". The bus symbol shown in diagram 952 may be added below or substituted for the lorry symbol
5	Illumination requirements: Schedule 17, item 4


**Status:** This is the original version (as it was originally made). This item of legislation is currently only available in its original format.

SCHEDULE—PART 2

New diagrams for Schedule 2 to the 2002 regulations (continued)



671  
National speed limits apply



673  
End of a minimum speed limit

Item	
1	Regulations: None
2	Directions: 7, 10, 11, 55A
3	Diagrams: None
4	Permitted variants: None
5	Illumination requirements: Schedule 17, items 10, 11

Item	
1	Regulations: None
2	Directions: 7, 10
3	Diagrams: None
4	Permitted variants: Schedule 16, item 1
5	Illumination requirements: Schedule 17, items 10, 11