

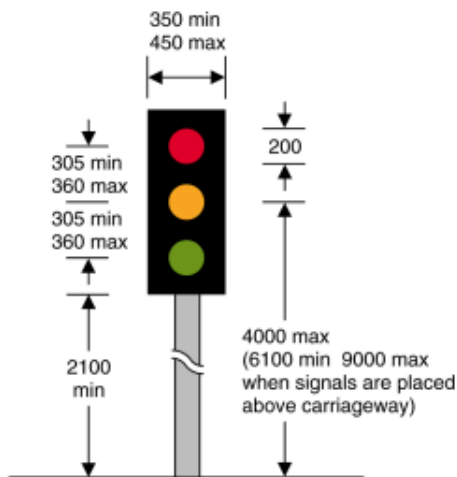
Status: This is the original version (as it was originally made). This item of legislation is currently only available in its original format.

SCHEDULE

New diagrams for insertion into the schedules to the 2002 regulations
Regulation 34(9)

SCHEDULE—PART 8

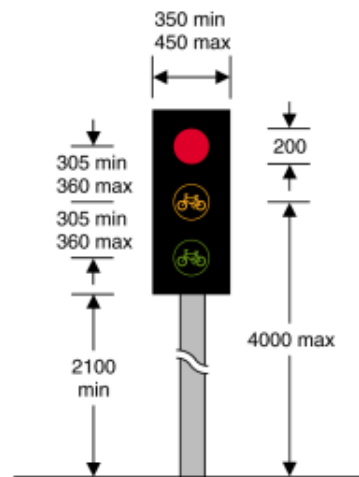
New diagrams for Schedule 8 to the 2002 regulations



3000

Light signals for the control of vehicular traffic at road junctions, at signal-controlled crossing facilities, or at places where the headroom or width of the road is permanently reduced

Item	
1	Regulations: 4, 10, 33, 34, 36, 37, 41, 43, 47, 48, 49
2	Directions: 18, 21, 42, 44A, 46, 47, 54, 55, 56
3	Diagrams: 543.1, 1001, 1001.2, 1001.2A, 1055.1, 1055.2
4	Permitted variants: Schedule 16, item 47



3000.2

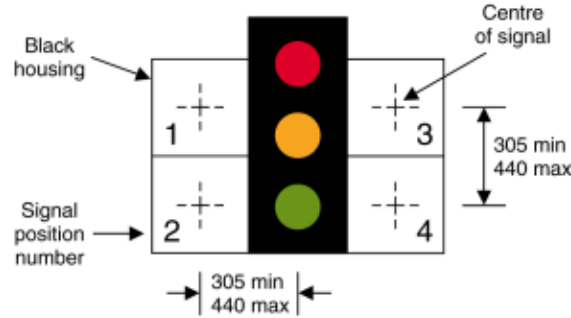
Light signals for the control of vehicular traffic consisting solely of pedal cycles

Item	
1	Regulations: 4, 10, 33, 36, 37, 41, 43, 47, 48, 49
2	Directions: 18, 42, 44A, 46, 47, 54, 55, 56
3	Diagrams: 1001, 1055.1, 1055.2, 4003.6
4	Permitted variants: None

Status: This is the original version (as it was originally made). This item of legislation is currently only available in its original format.

SCHEDULE—PART 8

New diagrams for Schedule 8 to the 2002 regulations (continued)



3000.7

As diagram 3000 with additional signals as shown in diagram 3001.2, 3001.3 or 3013 placed in any of the positions marked "1", "2", "3" and "4" in accordance with the table of combinations below (Position numbers and centre marks do not form part of the signal)

Item	
1	Regulations: 4, 10, 33, 34, 36, 37, 41, 43, 47, 48, 49
2	Directions: 18, 21, 42, 44A, 46, 47, 54, 55, 56
3	Diagrams: 543.1, 1001, 1001.2, 1001.2A, 1055.1, 1055.2
4	Permitted variants: Where a signal shown in diagram 3001.2, 3001.3 or 3013 is not placed in one of the marked positions, the housing for that signal shall be omitted

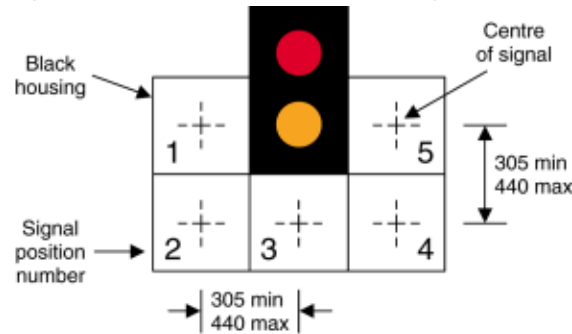
Table of combinations

Item 1	Signal position	1	2	3	4
Item 2	Signal combinations	None	3001.2 (A, B or C); or 3001.3 (A, B or C); or 3013	None	None
		None	None	None	3001.2 (C, D or E); or 3001.3 (C, D or E); or 3013
		3013	3001.2 (A, B or C); or 3001.3 (A, B or C)	None	None
		None	None	3013	3001.2 (C, D or E); or 3001.3 (C, D or E)
		3001.2 (B or C); or 3001.3 (B or C)	3001.2 (A); or 3001.3 (A)	None	None
		3001.2 (C); or 3001.3 (C)	3001.2 (A or B); or 3001.3 (A or B)	None	None
		None	None	3001.2 (C or D); or 3001.3 (C or D)	3001.2 (E); or 3001.3 (E)
		None	None	3001.2 (C); or 3001.3 (C)	3001.2 (D or E); or 3001.3 (D or E)
		None	3013	None	None
None	None	None	3013		

Status: This is the original version (as it was originally made). This item of legislation is currently only available in its original format.

SCHEDULE—PART 8

New diagrams for Schedule 8 to the 2002 regulations (continued)



3000.8

As diagram 3000, but without the green aspect and with additional signals as shown in diagram 3001.2, 3001.3 or 3013 placed in any of the positions marked "1", "2", "3", "4" and "5" in accordance with the table of combinations below (Position numbers and centre marks do not form part of the signal)

Item	
1	Regulations: 4, 10, 33, 34, 36, 37, 41, 43, 47, 48, 49
2	Directions: 18, 21, 42, 44A, 46, 47, 54, 55, 56
3	Diagrams: 543.1, 1001, 1001.2, 1001.2A, 1055.1, 1055.2
4	Permitted variants: Where a signal shown in diagram 3001.2, 3001.3 or 3013 is not placed in one of the marked positions, the housing for that signal shall be omitted

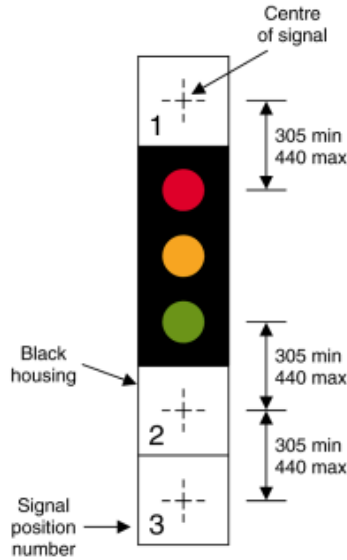
Table of combinations

Item 1	Signal position	1	2	3	4	5
Item 2	Signal combinations	None	3013; or none	3001.2; or 3001.3	None	None
		None	None	3001.2; or 3001.3	3013; or none	None
		3013; or none	3001.2 (A, B or C); or 3001.3 (A, B or C)	3001.2 (D or E); or 3001.3 (D or E)	None	None
		3013; or none	3001.2 (A or B); or 3001.3 (A or B)	3001.2 (C, D or E); or 3001.3 (C, D or E)	None	None
		None	None	3001.2 (A, B or C); or 3001.3 (A, B or C)	3001.2 (D or E); or 3001.3 (D or E)	3013; or none
		None	None	3001.2 (A or B); or 3001.3 (A or B)	3001.2 (C, D or E); or 3001.3 (C, D or E)	3013; or none

Status: This is the original version (as it was originally made). This item of legislation is currently only available in its original format.

SCHEDULE—PART 8

New diagrams for Schedule 8 to the 2002 regulations (continued)



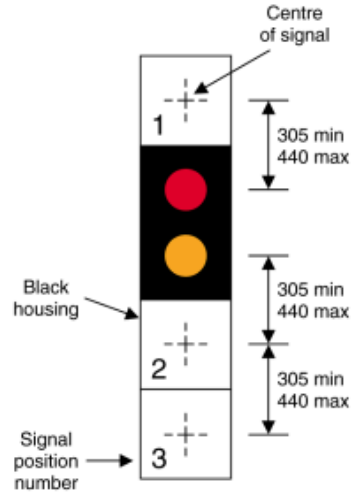
3000.9

As diagram 3000 with additional signals as shown in diagram 3001.2, 3001.3 or 3013 placed in any of the positions marked "1", "2" and "3" in accordance with the table of combinations below (Position numbers and centre marks do not form part of the signal)

Item	
1	Regulations: 4, 10, 33, 34, 36, 37, 41, 43, 47, 48, 49
2	Directions: 18, 21, 42, 44A, 46, 47, 54, 55, 56
3	Diagrams: 543.1, 1001, 1001.2, 1001.2A, 1055.1, 1055.2
4	Permitted variants: Where a signal shown in diagram 3001.2, 3001.3 or 3013 is not placed in one of the marked positions, the housing for that signal shall be omitted

Table of combinations

Item 1	Signal position	1	2	3
Item 2	Signal combinations	3013	None	None
		None	3001.2; or 3001.3	3001.2; or 3001.3; or none
		None	3013	None
		None	3001.2; or 3001.3	3013; or none



3000.10

As diagram 3000, but without the green aspect and with additional signals as shown in diagram 3001.2, 3001.3 or 3013 placed in any of the positions marked "1", "2" and "3" in accordance with the table of combinations below (Position numbers and centre marks do not form part of the signal)

Item	
1	Regulations: 4, 10, 33, 34, 36, 37, 41, 43, 47, 48, 49
2	Directions: 18, 21, 42, 44A, 46, 47, 54, 55, 56
3	Diagrams: 543.1, 1001, 1001.2, 1001.2A, 1055.1, 1055.2
4	Permitted variants: Where a signal shown in diagram 3001.2, 3001.3 or 3013 is not placed in one of the marked positions, the housing for that signal shall be omitted

Table of combinations

Item 1	Signal position	1	2	3
Item 2	Signal combinations	3013; or none	3001.2; or 3001.3	None
		None	3001.2; or 3001.3	3001.2; or 3001.3; or 3013