

Status: This is the original version (as it was originally made). This item of legislation is currently only available in its original format.

SCHEDULE

New diagrams for insertion into the schedules to the 2002 regulations
Regulation 34(11)


SCHEDULE—PART 10

New diagrams for Schedule 12 to the 2002 regulations



7005
Delays possible for specified period
owing to road works ahead

Item	
1	Regulations: 54
2	Directions: 36
3	Diagrams: None
4	Permitted variants: Schedule 16, item 38 The phrase "until March 2012" may be omitted. The diagram 7001 symbol and the distance plate may be omitted. The date may be on a single line
5	Illumination requirements: Schedule 17, item 1



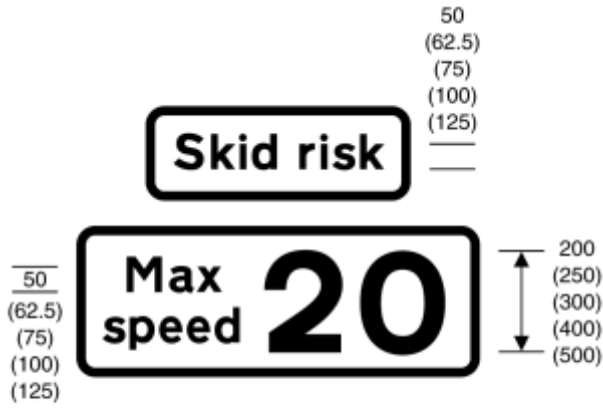
7009
Loose chippings on road ahead

Item	
1	Regulations: 54
2	Directions: 21, 36
3	Diagrams: 513.2, 570, 572, 573, 7009.1
4	Permitted variants: None
5	Illumination requirements: Schedule 17, item 1

Status: This is the original version (as it was originally made). This item of legislation is currently only available in its original format.

SCHEDULE—PART 10

New diagrams for Schedule 12 to the 2002 regulations (continued)



7009.1

Risk of skidding and maximum speed of 20 mph
advised on road with loose chippings

Item	
1	Regulations: None
2	Directions: 21, 36
3	Diagrams: 7009
4	Permitted variants: None
5	Illumination requirements: Schedule 17, item 8

Status: This is the original version (as it was originally made). This item of legislation is currently only available in its original format.

SCHEDULE—PART 10

New diagrams for Schedule 12 to the 2002 regulations (continued)



7014.1
Temporary or permanent reduction
in bridge headroom ahead

Item	
1	Regulations: None
2	Directions: 36, 37
3	Diagrams: None
4	Permitted variants: Schedule 16, item 1
5	Illumination requirements: Schedule 17, item 17



7016
Zebra or signal-controlled crossing facility
temporarily out of use
(Sign for pedestrians, cyclists or equestrians)

Item	
1	Regulations: None
2	Directions: 36, 44A
3	Diagrams: None
4	Permitted variants: None
5	Illumination requirements: Schedule 17, item 9



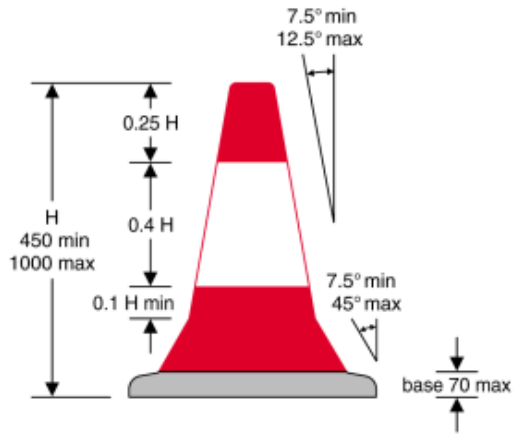
7019
Light signals not in use

Item	
1	Regulations: 54
2	Directions: 36, 44A
3	Diagrams: None
4	Permitted variants: None
5	Illumination requirements: Schedule 17, item 4

Status: This is the original version (as it was originally made). This item of legislation is currently only available in its original format.

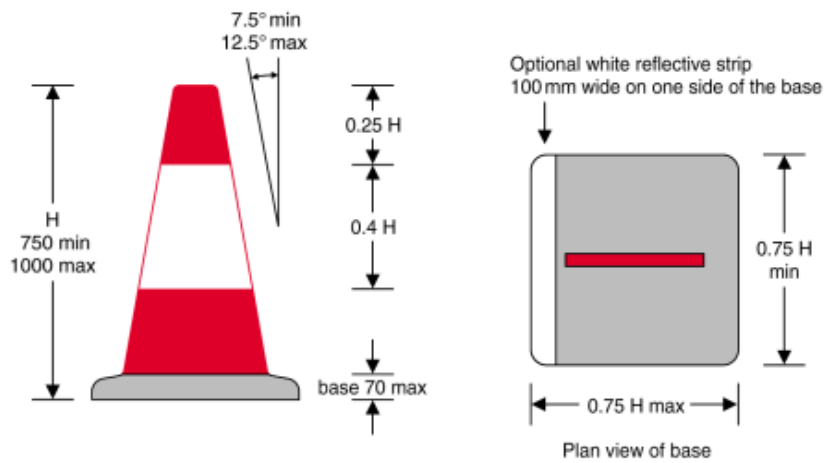
SCHEDULE—PART 10

New diagrams for Schedule 12 to the 2002 regulations (continued)



Item	
1	Regulations: 54, 56
2	Directions: 36, 41, 42
3	Diagrams: 7104, 7105
4	Permitted variants: The colour of the base may be varied in accordance with regulation 56(2)
5	Illumination requirements: Schedule 17, item 16

7101.1
Edge of a route for vehicular traffic through or past a temporary obstruction (Traffic cone)



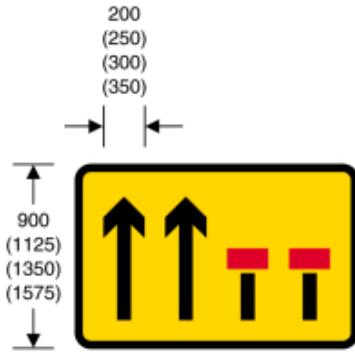
7102
Edge of a route for vehicular traffic through or past a temporary obstruction on a motorway or dual carriageway road (Flat traffic delineator)

Item	
1	Regulations: 11, 54, 56
2	Directions: 36, 42
3	Diagrams: None
4	Permitted variants: The colour of the base may be varied in accordance with regulation 56(7)
5	Illumination requirements: Schedule 17, item 16

Status: This is the original version (as it was originally made). This item of legislation is currently only available in its original format.

SCHEDULE—PART 10

New diagrams for Schedule 12 to the 2002 regulations (continued)



7202

Two right hand lanes of a four lane dual carriageway road or of a one-way street closed to traffic ahead

Item	
1	Regulations: 54
2	Directions: 21, 36
3	Diagrams: 7208
4	Permitted variants: Schedule 16, item 16
5	Illumination requirements: Schedule 17, item 1



7282

Symbol that may be incorporated into a road works sign to indicate a lane subject to a temporary prohibition on goods vehicles exceeding the maximum gross weight shown

Item	
1	Regulations: None
2	Directions: 7, 36
3	Diagrams: Same as 7280
4	Permitted variants: Same as diagram 622.1A. The size of the diagram 622.1A symbol shall be increased to 900 mm diameter when used in conjunction with the sign shown in diagram 7283.1 or 7284.1
5	Illumination requirements: Not applicable

Status: This is the original version (as it was originally made). This item of legislation is currently only available in its original format.

SCHEDULE—PART 10

New diagrams for Schedule 12 to the 2002 regulations (continued)



7301
Temporary access to a construction or road works site

Item	
1	Regulations: None
2	Directions: 36
3	Diagrams: 506.1
4	Permitted variants: The legend may be varied to: 1. "WORKS TRAFFIC ONLY" 2. "NO WORKS TRAFFIC" 3. "WORKS ACCESS" and an access identifier in white characters on the red background of the sign
5	Illumination requirements: Schedule 17, item 4



— 100 min
— 250 max

7306
Direction to be taken by road works or construction traffic to an access to a works site ahead

Item	
1	Regulations: None
2	Directions: 36
3	Diagrams: None
4	Permitted variants: Schedule 16, items 6, 16 "ONLY" may be varied to an access identifier in white characters on the red background of the sign
5	Illumination requirements: Schedule 17, item 4