

---

STATUTORY INSTRUMENTS

---

**2012 No. 2059**

**LOCAL GOVERNMENT, ENGLAND AND WALES**

**The Local Authorities (Mayoral Elections) (England and Wales) (Amendment) Regulations 2012**

*Made - - - - 6th August 2012*

*Coming into force in accordance with regulation 1*

The Lord President of the Council, in exercise of the powers conferred by sections 44 and 105 of the Local Government Act 2000(1), makes the following Regulations.

The Lord President of the Council has consulted the Electoral Commission about these Regulations in accordance with section 44(3A) of the Local Government Act 2000.

In accordance with section 105(6) of the Local Government Act 2000, a draft of these Regulations has been laid before and approved by a resolution of each House of Parliament.

**Citation and commencement**

1. These Regulations may be cited as the Local Authorities (Mayoral Elections) (England and Wales) (Amendment) Regulations 2012 and come into force on the day after the day on which they are made.

**Amendment of the Local Authorities (Mayoral Elections) (England and Wales) Regulations 2007**

2.—(1) The Local Authorities (Mayoral Elections) (England and Wales) Regulations 2007(2) are amended as follows.

(2) In regulation 3 (conduct of mayoral elections)—

- (a) at the beginning of paragraph (4)(c), insert the words “Subject to paragraph (4A)”;
- (b) after paragraph (4), insert—

---

(1) [2000 c.22](#). Sections 44(3A) and (3B) were inserted by section 158(1) of, and paragraphs 18(1) and (2) of Schedule 21 to, the Political Parties, Elections and Referendums Act 2000 ([c.41](#)). The powers conferred on the Secretary of State by section 44 were made exercisable concurrently by the Lord President of the Council and the Secretary of State by the Lord President of the Council Order 2010 ([S.I. 2010/1837](#)).

(2) [S.I. 2007/1024](#), amended by [S.I. 2012/1917](#); there are other amending instruments but none is relevant.

“(4A) Where the poll at a mayoral election is taken alone, or is taken together with a poll at a police and crime commissioner election<sup>(3)</sup> but not with a poll at any other relevant election or referendum, section 199B of the 1983 Act<sup>(4)</sup> (translation of certain documents) has effect in relation to the conduct of the mayoral election subject to the modification in the Table in Schedule 2A instead of the modification to that section in Table 1 of Schedule 2.”.

(3) Regulation 4 (combination of polls) is renumbered as paragraph (1) of that regulation.

(4) After that paragraph as so renumbered insert—

“(2) Where the poll at a mayoral election is taken together with a poll at a police and crime commissioner election and is not also taken together with a poll at any other relevant election or referendum, Schedule 3 has effect subject to the modifications set out in Schedule 3A.”.

(5) In Schedule 1 (the Mayoral Elections Rules), in rule 5(3) (notice of election) for “returning officer” substitute “registration officer”.

(6) In the Appendix of Forms in Schedule 1, for the forms listed below substitute the corresponding forms in Schedule 1 to these Regulations—

- (a) Form 3 (ballot paper (two candidates)) including the directions as to printing;
- (b) Form 4 (ballot paper (three or more candidates)) including the directions as to printing;
- (c) Form 7 (postal voting statement);
- (d) Form 8 (official poll card);
- (e) Form 9 (official postal poll card);
- (f) Form 10 (official proxy poll card);
- (g) Form 11 (official proxy postal poll card);
- (h) Form 12 (directions for the guidance of voters);
- (i) Form 13 (certificate of employment);
- (j) Form 14 (declaration to be made by the companion of a voter with disabilities).

(7) After Schedule 2 (modifications of Acts and statutory instrument) insert, as Schedule 2A, the Schedule set out in Schedule 2 to these Regulations.

(8) In Schedule 3 (the Mayoral Election (Combination of Polls) Rules) in rule 5(3) (notice of election) for “returning officer” substitute “registration officer”.

(9) After Schedule 3 insert, as Schedule 3A, the Schedule set out in Schedule 3 to these Regulations.

---

(3) A definition of “police and crime commissioner election” was inserted into regulation 2 of [S.I. 2007/1024](#) by article 13(2) of, and paragraph 12 of Schedule 4 to, the Police and Crime Commissioner Elections Order 2012 ([S.I. 2012/1917](#)).

(4) “the 1983 Act” is defined in regulation 2 of [S.I. 2007/1024](#) to mean the Representation of the People Act 1983 ([c.2](#)). Section 199B was inserted by section 36 of the Electoral Administration Act 2006 ([c.22](#)).

Signed by authority of the Lord President of the Council

*Mark Harper*  
Parliamentary Secretary (Minister for Political  
and Constitutional Reform)  
Cabinet Office

6th August 2012

**Status:** This is the original version (as it was originally made). This item of legislation is currently only available in its original format.

SCHEDULE 1

Regulation 2(6)

Amended forms for use at a mayoral election not taken together with another election or referendum

Form 3

Ballot paper (two candidates)  
Form of front of ballot paper

**Election of the Mayor for *(insert name of authority)***

Vote  for **one** candidate only

**BASWRA, Paresh**

2 The Cottages, Anytown XY8 9JG

Cream Party

Cream  
Party  
emblem

**CRANLEY, Alana**

4 The Walk, Anytown XY9 5JJ

Purple Party

Purple  
Party  
emblem

**Status:** This is the original version (as it was originally made). This item of legislation is currently only available in its original format.

Form of back of ballot paper

Number

Other unique identifying mark

Election of the Mayor for [*insert name of authority*]

on.....20....

**Status:** This is the original version (as it was originally made). This item of legislation is currently only available in its original format.

### Directions for printing the ballot paper

1. Nothing is to be printed on the ballot paper except in accordance with these directions.
2. So far as practicable, the arrangements set out in paragraphs 3 to 5 must be observed in the printing of the ballot paper.
3. No word may be printed on the face except:
  - a. the heading "Election of the Mayor for [*insert name of authority*]"
  - b. the direction "Vote [X] for one candidate only"
  - c. the particulars of the candidates and words forming part of emblems mentioned at paragraphs 6 and 7 below.
4. No rule may be printed on the face except:
  - a. as part of a box around the direction mentioned in paragraph 3b
  - b. a horizontal rule separating the direction mentioned in paragraph 3b from the particulars of the candidates
  - c. the horizontal rules separating the particulars of the candidates from one another
  - d. a final horizontal rule at the foot of the ballot paper
  - e. as part of the boxes on the right-hand side of the ballot paper where votes are to be marked.
5. The space between the horizontal rules mentioned in paragraphs 4b and 4d is to be equally divided between each of the candidates by the horizontal rules mentioned in paragraph 4c.
6. The surname of each candidate is to be printed in large bold capitals, with their forename(s) and other particulars set out in ordinary type, except that small capitals are to be used:
  - a. if the surname is the same as another candidate's, for their forename(s)
  - b. if the forename(s) are also the same as the other candidate's, either for their home address or for their description unless each of them is the same as that of another candidate with the same surname and forename(s).
7. Where an emblem is to be printed against a candidate's particulars:
  - a. it is to be printed along the horizontal rule to the right of the candidate's particulars and to the left of the box where the vote is to be marked
  - b. its size as printed must not exceed two centimetres square.
8. The number and other unique identifying mark must be printed on the back of the ballot paper.

**Status:** This is the original version (as it was originally made). This item of legislation is currently only available in its original format.





## Form 4

Ballot paper (three or more candidates)  
Form of front of ballot paper

*Status: This is the original version (as it was originally made). This item of legislation is currently only available in its original format.*

### Election of the Mayor for *(insert name of authority)*

Vote once  in column 1 for your first choice, and  
Vote once  in column 2 for your second choice

	Column 1 first choice	Column 2 second choice
<b>BASWRA, Paresh</b> 2 The Cottages, Anytown XY8 9JG Liberal Democrat		
<b>CRANLEY, Alana</b> 4 The Walk, Anytown XY9 5JJ Green Party		
<b>EDGBASTON, Richard</b> 6 The Heath, Anytown XY4 0BH The Common Good Party		
<b>GUNNIL-WALKER, Roger</b> 33 The Lane, Anytown XY6 3GD The Labour Party Candidate		
<b>SMITH, CATHERINE ANGELINA</b> 21 The Grove, Anytown XY2 5JP Independent		
<b>SMITH, KEITH JAMES</b> 3 The Road, Anytown XY3 4JN The Conservative Party Candidate		



**Status:** This is the original version (as it was originally made). This item of legislation is currently only available in its original format.

Form of back of ballot paper

Number

Other unique identifying mark

Election of the Mayor for [*insert name of authority*]

on.....20....

*Status: This is the original version (as it was originally made). This item of legislation is currently only available in its original format.*

### Directions for printing the ballot paper

1. Nothing is to be printed on the ballot paper except in accordance with these directions.
2. So far as practicable, the arrangements set out in paragraphs 3 to 6 must be observed in the printing of the ballot paper.
3. No word may be printed on the face except:
  - a. the heading "Election of the Mayor for [*insert name of authority*]"
  - b. the direction "Vote once [X] in column 1 for your first choice, and Vote once [X] in column 2 for your second choice"
  - c. the indicators "Column 1 first choice" and "Column 2 second choice"
  - d. the particulars of the candidates and words forming part of emblems mentioned at paragraphs 7 and 8 below.
4. No rule may be printed on the face except:
  - a. as part of a box around the direction mentioned in paragraph 3b
  - b. a horizontal rule separating the direction mentioned in paragraph 3b from the particulars of the candidates
  - c. the horizontal rules separating the particulars of the candidates from one another
  - d. a final horizontal rule at the foot of the ballot paper
  - e. as part of the boxes in column 1 and column 2 on the right-hand side of the ballot paper where votes are to be marked.
5. The space between the horizontal rules mentioned in paragraphs 4b and 4d is to be equally divided between each of the candidates by the horizontal rules mentioned in paragraph 4c.
6. The boxes in columns 1 and 2 mentioned in paragraph 4e must each be bordered by a shaded area no more than 0.4 cm thick at the outside edge. Each shaded area must include an embedded arrow pointing downwards from the top of the column underneath the indicators mentioned at paragraph 3c and above the top boxes referred to in paragraph 4e.
7. The surname of each candidate is to be printed in large bold capitals, with their forename(s) and other particulars set out in ordinary type, except that small capitals are to be used:
  - a. if the surname is the same as another candidate's, for their forename(s)
  - b. if the forename(s) are also the same as the other candidate's, either for their home address or for their description unless each of them is the same as that of another candidate with the same surname and forename(s).
8. Where an emblem is to be printed against a candidate's particulars:
  - a. it is to be printed along the horizontal rule to the right of the candidate's particulars and to the left of the box in column 1
  - b. its size as printed must not exceed two centimetres square.
9. The number and other unique identifying mark must be printed on the back of the ballot paper.

**Status:** *This is the original version (as it was originally made). This item of legislation is currently only available in its original format.*

## Form 7

### Postal voting statement

**Status:** This is the original version (as it was originally made). This item of legislation is currently only available in its original format.

<b>Postal voting statement</b>	Other unique identifying marks
Voting on [day] [date] [name of month] [year]	
Election of the Mayor for (insert name of authority)	

\*[Name]..... Ballot paper number:.....

*\*(Returning officer to insert name but omit where sent to an anonymous elector.*

**1. Check** that the number on the back of your ballot paper matches the number shown above.

If they do not match, call us straight away on (insert helpline number).

**It is an offence to vote using a ballot paper that was not sent to you.**

**2. Complete your declaration.** I confirm that the ballot paper with the number shown above was sent to me.

My date of birth is: (use numbers) →

Day		Month		Year			

#[Signature] →  
(keep inside the box)

*#(Returning officer to omit where a person has been granted a waiver)*

**We will check this information against our records for security.**

**i Instructions for voting by post**

For your vote to be counted, you must complete and return this postal voting statement with your ballot paper. Make sure you fill in your **date of birth** **\*(and signature)**.

- **#[On this ballot paper you can vote twice.** Vote by putting a cross  in the box:
    - in column 1 next to your **first choice** candidate, and
    - in column 2 next to your **second choice** candidate.
  - Your first and second choices should be different.]
  - [•Vote for only **one** candidate by putting a cross  in the box next to your choice]
- # (Returning officer to amend as appropriate)*

**[Optional helpline or e-mail contact details]**

**ⓘ Deadline:** we must receive your postal vote by **10pm on [day/date of poll]**. If you miss the post, you can hand it in at our office or at any polling station in your local authority area before **10pm on [day/date of poll]**.

After receiving this postal vote, you cannot vote in person at a polling station in this election.

Do not mark it in any other way or your vote may not count.

*\*(Returning officer to omit where a person has been granted a waiver)*

**ⓘ Getting help**  
If you need help to vote, you can ask someone you know or get independent help by phoning the helpline. The person helping you must not tell anyone how you voted.  
If you make a mistake or lose your postal vote, you can get a replacement postal vote. Call us straight away as **we can only issue a replacement before 5pm on [day] [date] [name of month]**. You will need to return all the contents of this postal voting pack to us.

**It is an offence to vote more than once in this election unless you are voting on your own behalf and as a proxy for another person.** The Returning Officer issued this statement.

**Status:** This is the original version (as it was originally made). This item of legislation is currently only available in its original format.

## Form 8

### Official poll card *Front of card*

Postage mark

Poll card	
Voting on <i>[name of day] [date]</i> <i>[name of month] [year]</i>	
Election of the Mayor for <i>(insert name of authority)</i>	
Voting Information	
Polling day	
Polling hours	7am to 10pm
Your polling station will be	

**\*Your details:**

*[Elector name and address]*

*\*Returning officer to omit where poll card sent to an anonymous elector. Poll card to anonymous elector must be delivered in a sealed envelope.*

**Number on register:**

You cannot be issued with a ballot paper after 10pm, even if you are at the polling station before then.

**#[You do not need to take this card with you to vote.][You must have this card with you when you vote. You cannot vote without it.]**

*#If anonymous elector omit the words in the first set of brackets, if not omit the words in the second set of brackets*

**Please turn over >**

*Back of card*

**Status:** This is the original version (as it was originally made). This item of legislation is currently only available in its original format.

**[Insert helpline number and other contact details]**

**How to vote**

1. #[At the polling station, go to the desk and tell the staff your name and address.][At the polling station, ask to speak to the presiding officer and show them this card.] They will give you your ballot paper.  
*#if anonymous elector omit the words in the first set of brackets, if not omit the words in the second set of brackets*
2. Go to one of the voting booths.
3. Read the instructions in the booth and mark your ballot paper.
4. Fold your ballot paper and put it in the ballot box.

If you need any help, just ask the staff.

**① If you need any help or to find out if your polling station is accessible, call us.**

If undelivered return to  
(insert return address)

**If you will be away or cannot go to the polling station on [day] [date] [name of month] you can do one of the following:**

- Apply to vote by post. The deadline for completed applications is **5pm on [-11 day/date deadline]**. If you are given a postal vote, you will not be able to vote in person at a polling station at this election.

OR

- Apply to vote by proxy (this means someone else can vote on your behalf). The deadline for completed applications is **5pm on [-6 day/date deadline]**. If you appoint a proxy, you can vote if you wish, but only if your proxy has not already voted on your behalf and has not got a postal vote for you.

**If you have a medical emergency after 5pm on [-6 day/date deadline].**

If you become ill and cannot go to the polling station, you can apply to vote by proxy. This means someone else can vote on your behalf. The deadline for completed applications is **5pm on (insert date of the poll)**. To find out how to apply, call the helpline straight away.

The Returning Officer issued this card.

## Form 9

Official postal poll card  
*Front of card*

**Status:** This is the original version (as it was originally made). This item of legislation is currently only available in its original format.

Postage mark

Postal poll card	
Voting on <i>[name of day]</i> <i>[date]</i> <i>[name of month]</i> <i>[year]</i>	
Election of the Mayor for <i>(insert name of authority)</i>	
Voting Information	
We will send your postal vote around <i>[name of day]</i> <i>[date]</i> <i>[name of month]</i> <i>[year]</i> *(addressed to:) <small>*Returning officer to omit where poll card sent to an anonymous elector.</small>	<i>[Elector name and address]</i>

**\*Your details:**

*[Elector name and address]*

\*Returning officer to omit where poll card sent to an anonymous elector. Poll card to anonymous elector must be delivered in a sealed envelope.

**Number on register:**

**Your postal vote**

You will receive a postal vote for this election because you asked to vote by post.

**You will not be able to vote in a polling station.**

If you have not received your postal vote by *[day]* *[date]* *[name of month]* call *(insert helpline number)*.

Please turn over >

*Back of card*

*[Insert helpline number and other contact details]*

**How to vote**

1. When you receive your postal vote, read the instructions carefully.
2. Your postal vote includes your ballot paper and a postal voting statement.
3. Complete both of these and return them straight away.
4. **We need to get your postal vote by 10pm on *[day/date of poll]*.**

**If you need help to vote, you can ask someone you know or get independent help by calling our helpline.**

If you lose your postal vote or make a mistake, please call the helpline straight away. We can only issue a replacement postal vote **before 5pm on *[day/date of poll]*.**

If you would rather vote in person, or ask someone else to vote on your behalf, you must cancel your postal vote **before 5pm on *[-11 day/date deadline]*.** For more information please call us at *(insert helpline number or other contact details)*.

The Returning Officer issued this card.

If undelivered return to  
*(insert return address)*

① If you need any help or information in another format, call us.

**Status:** This is the original version (as it was originally made). This item of legislation is currently only available in its original format.

## Form 10

### Official proxy poll card Front of card

Postage mark

Proxy poll card	
Voting on <i>[name of day]</i> <i>[date]</i> <i>[name of month]</i> <i>[year]</i>	
Election of the Mayor for <i>(insert name of authority)</i>	
Voting Information	
Polling day	
Polling hours	7am to 10pm
You should vote *[on behalf of the person named on the back of this card] at this polling station: <small>*Returning officer to omit where poll card sent to the proxy of an anonymous elector.</small>	

**\*Your details:**

*[Proxy name and address]*

\*Returning officer to omit where poll card sent to the proxy of an anonymous elector. Poll card to proxy of an anonymous elector must be delivered in a sealed envelope.

**Voting as a proxy**

**#**[The person named on the back of this card] [Another person] has appointed you as a proxy. This means you can vote on their behalf at this election.  
# If anonymous elector omit the words in the first set of brackets, if not omit the words in the second set of brackets.

You cannot be issued with a ballot paper after 10pm, even if you are at the polling station before then.

**#**[You do not need to take this card with you to vote.][You must have this card with you when you vote. You cannot vote as proxy without it.]

# If anonymous elector omit the words in the first set of brackets, if not omit the words in the second set of brackets.

**Please turn over >**

*Back of card*



**Status:** This is the original version (as it was originally made). This item of legislation is currently only available in its original format.

**[Insert helpline number and other contact details]**

**For this election you are proxy for**

#[(Elector's name)

(Elector's Address)]

[the person with this elector number: (Elector's number on register)]

# If anonymous elector omit the words in the first set of brackets, if not omit the words in the second set of brackets

**How to vote**

1. # [At the polling station, let the staff know you are a proxy for the person shown above. They will give you that person's ballot paper.] [At the polling station, ask to speak to the presiding officer and show them this card. They will give you the ballot paper]
2. Go to one of the voting booths.
3. Read the instructions in the booth and mark the ballot paper.
4. Fold the ballot paper and put it in the ballot box.  
# If anonymous elector omit the words in the first set of brackets, if not omit the words in the second set of brackets

If you need any help, just ask the staff.

**The person you are proxy for can vote if they wish, but only if you have not already voted on their behalf.**

**If you will be away or cannot go to the polling station on [day] [date] [name of month] you can apply to vote by post. The deadline for completed applications is 5pm on [-11 day/date deadline].**

If you are given a postal vote, you or the person you are voting for will not be able to vote in person at a polling station at this election.

**It is an offence to:**

- vote more than once at this election, unless you are voting on your own behalf and as a proxy for another person
- vote as a proxy at this election for more than two people, unless you are their spouse, civil partner, parent, grandparent, brother, sister, child or grandchild
- vote as a proxy for someone if you know that by law they are not allowed to vote

The Returning Officer issued this card.

If undelivered return to  
(insert return address)

**📌 If you need any help or to find out if your polling station is accessible, call us.**

## Form 11

Official proxy postal poll card  
*Front of card*

**Status:** This is the original version (as it was originally made). This item of legislation is currently only available in its original format.



<b>Proxy postal poll card</b>
Voting on <b>[name of day] [date]</b> <b>[name of month] [year]</b>
Election of the Mayor for <i>(insert name of authority)</i>

<b>Voting Information</b>	
We will send your postal vote around <b>[name of day] [date]</b> <b>[name of month]</b> <b>[year]</b> *(addressed to:) <small>*Returning officer to omit where poll card sent to an anonymous elector.</small>	<i>[Proxy name and address]</i>

**\*Your details:**  
*[Proxy name and address]*  
\*Returning officer to omit where poll card sent to the proxy of an anonymous elector. Poll card to proxy of an anonymous elector must be delivered in a sealed envelope.

**Voting by post as a proxy**  
#[The person named on the back of this card] [Another person] has appointed you as a proxy. This means you can vote on their behalf at this election.  
# If anonymous elector omit the words in the first set of brackets, if not omit the words in the second set of brackets.

**Your postal vote**  
You will receive a postal vote for this election because you asked to vote by post.  
  
You will not be able to vote as proxy in a polling station.

**If you have not received your postal vote by [day] [date] [name of month] call [insert helpline number].**

**Please turn over >**

*Back of card*

**[Insert helpline number and other contact details]**

**For this election you are proxy for**  
#[*(Elector's name)*]  
*(Elector's Address)*  
[the person with this elector number: *(Elector's number on register)*]  
# If anonymous elector omit the words in the first set of brackets, if not omit the words in the second set of brackets.

If you lose your postal vote or make a mistake, please call the helpline straight away. We can only issue a replacement postal vote **before 5pm on [day/date of poll]**.  
  
If you would rather vote in person you must cancel your postal vote **before 5pm on [-11 day/date deadline]**. For more information please call us.

- How to vote**
1. When you receive your postal vote, read the instructions carefully.
  2. Your postal vote includes the ballot paper and a postal voting statement.
  3. Complete both of these and return them straight away.
  4. **We need to get your postal vote by 10pm on [day/date of poll].**

- It is an offence to:**
- vote more than once at this election, unless you are voting on your own behalf and voting as a proxy for another person
  - vote as a proxy at this election for more than two people, unless you are their spouse, civil partner, parent, grandparent, brother, sister, child or grandchild
  - vote as a proxy for someone if you know that by law they are not allowed to vote
- The Returning Officer issued this card.

If undelivered return to  
*(insert return address)*

**! If you need any help or information in another format, call us.**

**Status:** This is the original version (as it was originally made). This item of legislation is currently only available in its original format.

## Form 12

Directions for the guidance of voters

*Status: This is the original version (as it was originally made). This item of legislation is currently only available in its original format.*

## Voting on [day] [date] [name of month] [year]

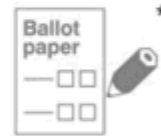
- 1 Go to the desk and tell the staff your name and address.  
They will give you your ballot paper.



- 2 Take your ballot paper to a voting booth.



- 3 Read the instructions in the booth and mark your ballot paper.



- 4 When you have marked your ballot paper, fold it so nobody can see how you have voted.



- 5 Show the staff the **back** of the ballot paper. Then put it in the ballot box.



- ! Voting is secret. Do not let anyone see how you have voted.
- i If you make a mistake or need some help, just ask the staff.

*\* (Returning officer to amend pictures as appropriate)*

*Document Generated: 2023-06-27*

**Status:** *This is the original version (as it was originally made). This item of legislation is currently only available in its original format.*

## Form 13

### Certificate of employment

**Status:** This is the original version (as it was originally made). This item of legislation is currently only available in its original format.

**Certificate of employment**

Election of the Mayor for <i>(insert name of authority)</i>	
Election in the *County/District/ County borough/London borough of <i>(insert name of electoral area)</i>	
Voting on <i>(insert name of day)</i> <i>(insert date)</i> <i>(name of month)</i> <i>(year)</i>	
Elector name	
Elector number in the register of electors	
I certify that the person named and numbered as above in the register of electors for the electoral area named above, cannot reasonably be expected to go in person to the polling station allocated to *him/her at the mayoral election on <i>(insert date of poll)</i> by reason of the particular circumstances of *his/her employment on the date above for a purpose connected with the election: *(a) as a constable *(b) by me.	
Name	
Signature	
Date	
*Returning Officer/Police Officer (Inspector or above)	
*Delete whichever is inapplicable	
Note – The person named above is entitled to vote at any polling station in the above electoral area on production and surrender of this certificate to the presiding officer.	

**Status:** This is the original version (as it was originally made). This item of legislation is currently only available in its original format.

## Form 14

Declaration to be made by the companion of a voter with disabilities

**Status:** This is the original version (as it was originally made). This item of legislation is currently only available in its original format.

**Declaration to be made by companion of a voter with disabilities**

Election of the Mayor for <i>(insert name of authority)</i>			
Companion name			
Companion address			
Elector name			
Elector number			
[Only for use if the voter with disabilities is acting as a proxy] Elector is acting as proxy for:			
<b>Companion declaration</b>			
I, the companion named above, have been requested to assist the elector named above to record their vote at the election			
I declare that the statements below are true			
*[Statement 1. I am entitled to vote as an elector at this election]			
*[Statement 2. I am at least 18 years old and I have the following relationship to the elector: (circle appropriate relationship)]		[father] [mother] [brother] [sister] [spouse] [civil partner] [son] [daughter]	
*Delete where inapplicable			
Statement 3. I have not previously assisted more than one voter with disabilities at the election. If I have assisted one other voter their details are:			
[Complete if appropriate] Name and address of other person assisted			
NOTE – it is a criminal offence to make a false statement in this form.			
Companion signature		Date	
<b>Presiding officer declaration</b>			
I, the undersigned, being the presiding officer for:			
Polling station		Electoral area of	
Hereby certify that the above declaration was signed in my presence		Presiding officer signature	
Date		Time (exact)	
A voter with disabilities is a voter who has made a declaration that he or she is so incapacitated by his or her blindness or other disability, or by his or her inability to read, as to be unable to vote without assistance.			



**Status:** This is the original version (as it was originally made). This item of legislation is currently only available in its original format.

SCHEDULE 2

Regulation 2(7)

Schedule 2A to be inserted into the Local Authorities  
(Mayoral Elections) (England and Wales) Regulations 2007

“SCHEDULE 2A

Regulation 3

Modification to a provision in the Representation of the People Act 1983 where a mayoral election is taken alone or together with a police and crime commissioner election

TABLE

*The Representation of the People Act 1983*

<i>(1)</i>	<i>(2)</i>
<i>Provision</i>	<i>Modification</i>
Section 199B (translation of certain documents)	In subsection (6), insert after paragraph (b)—  “(ba) in the case of an election for a mayor under the 2000 Act, must have printed at the top of the list of candidates the words “Vote (x) for one candidate only” if there are only two candidates, or the words “Vote once (x) in column 1 for your first choice, and vote once (x) in column 2 for your second choice” if there are more than two candidates.””

SCHEDULE 3

Regulation 2(9)

Schedule 3A to be inserted into the Local Authorities  
(Mayoral Elections) (England and Wales) Regulations 2007

“SCHEDULE 3A

Regulation 4

Modifications to Schedule 3 where a mayoral election is taken together with a police and crime commissioner election

**Interpretation**

1. In this Schedule, “the PCC Elections Order” means the Police and Crime Commissioner Elections Order 2012(5).

**Modifications to Schedule 3**

2. The modifications referred to in regulation 4(2) are those in paragraphs 3 and 4 of this Schedule.

---

(5) [S.I. 2012/1917](#).

*Status: This is the original version (as it was originally made). This item of legislation is currently only available in its original format.*

### **Notice to be displayed in polling station compartments**

3. In rule 28(10) of Schedule 3 (equipment of polling stations) from “there shall be exhibited the notice” to the end substitute “the notice at Form 21 in Part 4 of Schedule 4 to the PCC Elections Order must be exhibited”.

### **Forms**

4. In the Appendix of Forms in Schedule 3—
- (a) for Form 3 (ballot paper (two candidates)) including the directions as to printing, substitute Form 3 in the Appendix of Forms in Schedule 1 including the directions as to printing;
  - (b) for Form 4 (ballot paper (three or more candidates)) including the directions as to printing, substitute Form 4 in the Appendix of Forms in Schedule 1 including the directions as to printing;
  - (c) for Form 7(1) (postal voting statement for use when there is a joint issue and receipt of postal ballot papers) substitute Form 3 in Part 4 of Schedule 2 to the PCC Elections Order;
  - (d) for Form 7(2) (postal voting statement for use when a mayoral election is combined with another poll but the postal ballot papers are not combined) substitute the form in the Appendix to this Schedule;
  - (e) for Form 8 (official poll card) substitute Form 8 in the Appendix of Forms in Schedule 1;
  - (f) for Form 9 (official postal poll card) substitute Form 9 in the Appendix of Forms in Schedule 1;
  - (g) for Form 10 (official proxy poll card) substitute Form 10 in the Appendix of Forms in Schedule 1;
  - (h) for Form 11 (official proxy postal poll card) substitute Form 11 in the Appendix of Forms in Schedule 1;
  - (i) for Form 12 (directions for the guidance of voters) substitute Form 22 in Part 4 of Schedule 4 to the PCC Elections Order;
  - (j) for Form 13 (certificate of employment) substitute Form 13 in the Appendix of Forms in Schedule 1;
  - (k) for Form 14 (declaration to be made by the companion of a voter with disabilities) substitute Form 23 in Part 4 of Schedule 4 to the PCC Elections Order.

**Status:** This is the original version (as it was originally made). This item of legislation is currently only available in its original format.

*APPENDIX*

Form 7(2)

Postal voting statement (for use when mayoral election is combined with a police and crime commissioner election but postal ballot paper proceedings are not combined)

**Status:** This is the original version (as it was originally made). This item of legislation is currently only available in its original format.

<b>Postal voting statement</b>	Other unique identifying marks
Voting on [day] [date] [name of month] [year]	
Election of the Mayor for (insert name of authority)	

\*[Name]..... Ballot paper number:.....

*\*Returning officer to insert name but omit where sent to an anonymous elector.*

**1. Check** that the number on the back of your ballot paper matches the number shown above.

If they do not match, call us straight away on (insert helpline number).

**It is an offence to vote using a ballot paper that was not sent to you.**

**2. Complete your declaration.** I confirm that the ballot paper with the number shown above was sent to me.

My date of birth is: (use numbers) →

Day		Month		Year			

#[Signature] →  
(keep inside the box)

*#(Returning officer to omit where a person has been granted a waiver)*

**We will check this information against our records for security.**

***i* Instructions for voting by post**

For your vote to be counted, you must complete and return this postal voting statement with your ballot paper for the election of the Mayor. Make sure you fill in your **date of birth** **\*[and signature]**.

**Election of the Mayor for (insert name of authority)**  
*(Insert colour) ballot paper*

- **#[On this ballot paper you can vote twice.** Vote by putting a cross  in the box:
  - in column 1 next to your **first choice** candidate, and
  - in column 2 next to your **second choice** candidate.
- Your first and second choices should be different.]

[•Vote for only **one** candidate by putting a cross  in the box next to your choice]

*# (Returning officer to amend as appropriate)*

[Optional helpline or e-mail contact details]

**ⓘ Deadline:** we must receive your postal vote by **10pm on [day/ date of poll]**. If you miss the post, you can hand it in at our office or at any polling station in your local authority area before **10pm on [day/date of poll]**.

Do not mark it in any other way or your vote may not count.

*\*(Returning officer to omit where a person has been granted a waiver)*

After receiving this postal vote, you cannot vote in person at a polling station in this election.

**ⓘ Getting help**

If you need help to vote, you can ask someone you know or get independent help by phoning the helpline. The person helping you must not tell anyone how you voted.

If you make a mistake or lose your postal vote, you can get a replacement postal vote. Call us straight away as **we can only issue a replacement before 5pm on [day] [date] [name of month]**. You will need to return all the contents of this postal voting pack to us.

**It is an offence to vote more than once in this election unless you are voting on your own behalf and as a proxy for another person.** The Returning Officer issued this statement.

---

## EXPLANATORY NOTE

*(This note is not part of the Regulations)*

These Regulations make changes to the Local Authorities (Mayoral Elections) (England and Wales) Regulations 2007 (“the Mayoral Elections Regulations”).

Regulation 2(6) and Schedule 1 replace certain forms in Schedule 1 to the Mayoral Elections Regulations (the Mayoral Elections Rules). These forms are to be used where a poll at a mayoral election is taken alone.

The effect of regulations 2(3), 2(4) and 2(9) and Schedule 3 is that where a poll at a mayoral election is taken together with a poll at an election of a police and crime commissioner (but is not taken together with a poll at any other election or referendum), forms in Schedules 1 and 3A to the Mayoral Elections Regulations, and forms in the Police and Crime Commissioner Elections Order 2012, will be used instead of the equivalent forms in Schedule 3 to the Mayoral Elections Regulations (the Mayoral Elections (Combination of Polls) Rules).

Regulations 2(2) and 2(7) and Schedule 2 make consequential changes to the Mayoral Elections Regulations, which affect the application to mayoral elections of section 199B of the Representation of the People Act 1983 (translation etc of certain documents). The effect is to modify the words that will appear on an enlarged version of the mayoral ballot paper that is displayed at polling stations where a poll at a mayoral election is taken alone, or is taken together with a poll at a police and crime commissioner election but no other poll.

Regulations 2(5) and 2(8) correct a minor error in rule 5(3) of the Mayoral Elections Rules and in rule 5(3) of the Mayoral Elections (Combination of Polls) Rules. References to the “returning officer” in these rules are replaced with references to the “registration officer”.

A full Impact Assessment has not been produced for this instrument as no impact on the private or voluntary sector is foreseen.