

SCHEDULE 6

Regulation 3, Direction 3

Upright signs for red routes

PART 1

Provisions applying to Part 2



Overall dimensions of sign will vary to accommodate elements

1. An upright sign for conveying a restriction or prohibition applicable to a red route must comply with the requirements as to size, colour and type provided for in this Part.
2. The sign must consist of the top and middle panels of the sign shown in the diagram at the beginning of this Part and may also include the bottom panel shown if that is permitted under this Part.
3. The top panel may be varied so “RED ROUTE” appears on one line.
4. The middle panel may be varied to include—
  - (a) a time period;
  - (b) “except” followed by—
    - (i) “buses” or “local buses”;
    - (ii) “in signed bays” or “in signed bay”;
    - (iii) one or more of “taxis”, “ambulances”, and “police vehicles”, and where more than one of those exceptions is provided for “and” or “&” must precede the final exception;
  - (c) “BUS STAND” if displayed above “No stopping” and in combination with “except buses” or “except local buses”.
5. If “except buses”, “except local buses”, “except in signed bays” or “except in signed bays” is included in the middle panel, the bottom panel as shown in the diagram at the beginning of this Part must not be included in the sign.
6. Unless paragraph 5 applies, the sign may include a bottom panel as shown in the diagram with, beneath “Except”, one or more of the symbols in column 3 of the sign table in Part 2 (for conveying an exception as described in column 2 for the symbol at the item number in question).
7. A symbol provided for at item 4,5, 6, 8, 9, 10 or 11 of the sign table must only be used in conjunction with another symbol as indicated in column 2.
8. The size of the symbol must comply with the requirements shown in column 3.

**Status:** This is the original version (as it was originally made). This item of legislation is currently only available in its original format.






9. The bottom panel may also include a legend, to accompany the symbol, as described in column 4 of the sign table in Part 2.

10. The bottom panel may be varied in accordance with column 5 of the sign table in Part 2 for the item in question.





## PART 2

### Symbols and legends used on a bottom panel





Sign table — Schedule 6, Part 2

(1)	(2)	(3)	(4)	(5)
Item	Description	Symbol	Additional legend	Permitted variants
1	Parking place			<p>1. A time period may be added</p> <p>2. A permitted parking expression may be added</p> <p>3. A type or types of user may be added and, where the user is a type of permit holder, a permit identifier may be added</p>
2	Parking place where vehicles may be parked partially on the verge or footway  (Alternative types)	 		<p>1. A time period may be added</p> <p>2. A permitted parking expression may be added</p> <p>3. A type or types of user may be added and, where the user is a type of permit holder, a permit identifier may be added</p>
3	Parking place where vehicles may be parked wholly on the verge or footway  (Alternative types)	 		<p>1. A time period may be added</p> <p>2. A permitted parking expression may be added</p> <p>3. A type or types of user may be added and, where the user is a type of permit holder, a permit identifier may be added</p>




**Status:** This is the original version (as it was originally made). This item of legislation is currently only available in its original format.

(1) Item	(2) Description	(3) Symbol	(4) Additional legend	(5) Permitted variants
4	Parking place reserved  for solo motor cycles  May only be used in  conjunction with the  symbol at item 1, 13 or 14		112.5 min 150 max	
5	Parking place reserved  for motor cars  May only be used in  conjunction with the  symbol at item 1, 2, 3, 13 or 14		90 min 120 max	
6	Parking place reserved for buses  May only be used in conjunction with the symbol at item 1, 13 or 14	 300 min 400 max		
7	Parking place reserved for disabled badge holders		150 min 200 max	1. A time period may be added  2. A permitted parking expression may be added

**Status:** This is the original version (as it was originally made). This item of legislation is currently only available in its original format.

(1)	(2)	(3)	(4)	(5)
Item	Description	Symbol	Additional legend	Permitted variants
				3. "Permit holder" or "Permit holders" may be added and, in either case, any permit identifier as appropriate
8	<p>Parking place reserved for car club permit holders</p> <p>May only be used in conjunction with the symbol at item 1, 2, 3, 13 or 14</p>		<p>150 min 200 max</p> <p>"Car club permit holders only"</p>	
9	<p>Parking place reserved for the recharging of electric solo motor cycles</p> <p>May only be used in conjunction with the symbol at item 1, 13 or 14</p>		<p>150 min 200 max</p> <p>"Electric solo motor cycle recharging point only"</p>	The legend may be varied to "Electric solo motor cycle recharging point" and "Permit holders only", with or without a permit identifier
10	<p>Parking place reserved for the recharging of electric vehicles</p> <p>May only be used in conjunction with the symbol at item 1, 2, 3, 13 or 14</p>		<p>150 min 200 max</p> <p>"Electric vehicle recharging point only"</p>	The legend may be varied to "Electric vehicle recharging point" and "Permit holders only", with or without a permit identifier
11	<p>Parking place reserved for vehicles displaying an</p>		<p>150 min 200 max</p> <p>"Voucher parking"</p>	1. The voucher symbol may be varied to correspond with the design on the approved voucher within the size shown

**Status:** This is the original version (as it was originally made). This item of legislation is currently only available in its original format.

(1)	(2)	(3)	(4)	(5)
Item	Description	Symbol	Additional legend	Permitted variants
	<p>appropriate voucher</p> <p>May only be used in conjunction with the symbol at item 1, 2, 3, 13 or 14</p>			<p>2. The legend may be varied to “Voucher parking and permits only”, “Voucher parking and resident permits only” or “Voucher parking and business permits only”</p> <p>3. The legend provided for at 2 above may be varied to include a permit identifier</p> <p>4. An additional white panel may be added to the sign to show information on the voucher parking scheme</p>
12	Parking place reserved for loading and unloading		“Loading”	<p>1. The legend may be varied to “Goods vehicles loading”</p> <p>2. The legend may be varied to include—</p> <p>(a) a time period; or</p> <p>(b) a permitted parking expression,</p> <p>or both</p>
13	Parking place not subject to payment conditions		“Free”	<p>1. The permitted variants at item 1</p> <p>2. The symbol may be varied to that at item 2 or 3, except when used in combination with the symbol at item 4 or 6</p>
14	Parking place subject to payment conditions		“Pay at machine”	<p>1. The permitted variants at item 1</p> <p>2. The symbol may be varied to that at item 2 or 3, except when used in combination with the symbol at item 4 or 6</p> <p>3. “Pay at machine” may be varied to any of the following or any appropriate combination of the following—</p> <p>(a) “Pay by phone”</p> <p>(b) “Pay by text”</p> <p>(c) “Pay by phone or text”</p> <p>(d) “Disc Zone”, “Disc parking”, “Ticket Zone” or “Ticket parking”</p>

**Status:** This is the original version (as it was originally made). This item of legislation is currently only available in its original format.

<i>(1)</i>	<i>(2)</i> <i>ItemDescription</i>	<i>(3)</i> <i>Symbol</i>	<i>(4)</i> <i>Additional legend</i>	<i>(5)</i> <i>Permitted variants</i>
				4. "Pay" in the legend "Pay at machine", or in any of the legends at entry 3, may be varied to "For longer stay pay"

### PART 3

#### The Schedule 6 General Direction

1. The signs provided for in this Schedule must only be placed to indicate the effect of an Act, order, bylaw, resolution or notice which prohibits or restricts the use of the road by traffic.