
STATUTORY INSTRUMENTS

2023 No. 1225

**COUNCIL TAX, ENGLAND
LOCAL GOVERNMENT, ENGLAND
POLICE, ENGLAND AND WALES
REPRESENTATION OF THE PEOPLE
TOWN AND COUNTRY PLANNING, ENGLAND**

**The Representation of the People (Postal Vote
Handling and Secrecy) (Amendment) Regulations 2023**

Made - - - - 20th November 2023

Coming into force in accordance with regulation 1(2)

The Secretary of State makes the following Regulations in exercise of the powers conferred by sections 53(1)(c) and 201(3) of, and rules 24(1)(b) and 28(3) of Schedule 1 and paragraph 12ZA(2), (3), (5), (6), (8), (9) and (11) of Schedule 2 to, the Representation of the People Act 1983(1), section 15(5) of the Representation of the People Act 1985(2), paragraph 16(1) of Schedule 4B to the Town and Country Planning Act 1990(3) (including as applied by section 38A(3) of the Planning and Compulsory Purchase Act 2004(4)), sections 52ZQ(1) and (2) and 113(2) of the Local Government Finance Act 1992(5), sections 9HE(1)(a), 9MG(2) to (5) and 105(2)(a) of the Local Government Act 2000(6), section 114(1) of, and paragraph 12(1)(a) of Schedule 5B to, the Local Democracy, Economic Development and Construction Act 2009(7), sections 58(1) and (5) (including as extended

-
- (1) 1983 c. 2. Section 201(1) provides that the power to make provision by regulations under section 53(1)(c) is exercisable by the Secretary of State. Section 201(3) was inserted by paragraph 21 of Schedule 1 to the Representation of the People Act 2000 (c. 2) and amended by paragraph 6 of Schedule 21 to the Political Parties, Elections and Referendums Act 2000 (c. 41). See section 202(1) for the meaning of “prescribed” in rules 24(1)(b) and 28(3) of Schedule 1. Paragraph 12ZA of Schedule 2 was inserted by section 5(5) of the Elections Act 2022 (c. 37).
- (2) 1985 c. 50.
- (3) 1990 c. 8. Schedule 4B was inserted by Schedule 10 to the Localism Act 2011 (c. 20) and paragraph 16 was amended by S.I. 2013/2597, 2021/1265.
- (4) 2004 c. 5. Section 38A was inserted by paragraph 7 of Schedule 9 to the Localism Act 2011.
- (5) 1992 c. 22. Section 52ZQ was inserted by Schedule 5 to the Localism Act 2011 (c. 20) and amended by S.I. 2021/1265. Section 113(1) and (2) was amended by paragraph 9 of Schedule 1 to the Local Government Act 1999 (c. 27), by paragraph 52 of Schedule 7 to the Local Government Act 2003 (c. 26), by section 80 of the Localism Act 2011 and by S.I. 2013/2597, 2015/1376, 2016/997, 2021/1265.
- (6) 2000 c. 22. Sections 9HE and 9MG were inserted by paragraph 1 of Schedule 2 to the Localism Act 2011 and were amended by S.I. 2013/2597, 2021/1265. Section 105 was amended by paragraph 14(1) and (2) of Schedule 3 to the Local Government Act 2003, by paragraph 70 of Schedule 3, and paragraph 52 of Schedule 4, to the Localism Act 2011 and by S.I. 2013/2597, 2018/644, 2021/1265.
- (7) 2009 c. 20. Schedule 5B was inserted by Schedule 1 to the Cities and Local Government Devolution Act 2016 (c. 1).

by section 26(3) of the Welsh Language Act 1993(8)) and 154(5)(a) of the Police Reform and Social Responsibility Act 2011(9) and section 18(1) of the Recall of MPs Act 2015(10).

The Secretary of State has consulted the Electoral Commission in accordance with paragraph 16(5) of Schedule 4B to the Town and Country Planning Act 1990, section 52ZQ(6) of the Local Government Finance Act 1992, section 9HE(4) of the Local Government Act 2000, section 7(1) and (2)(e), (hc) and (k) of the Political Parties, Elections and Referendums Act 2000(11) and paragraph 12(4) of Schedule 5B to the Local Democracy, Economic Development and Construction Act 2009.

A draft of this instrument has been laid before Parliament and approved by a resolution of each House of Parliament in accordance with section 201(2) of the Representation of the People Act 1983, section 333(3A) of the Town and Country Planning Act 1990(12), section 52ZQ(7) of the Local Government Finance Act 1992, section 105(6) of the Local Government Act 2000, section 117(2) of the Local Democracy, Economic Development and Construction Act 2009(13), section 154(2)(b) of the Police Reform and Social Responsibility Act 2011, and section 21(6) of the Recall of MPs Act 2015.

Citation, commencement, savings and extent

1.—(1) These Regulations may be cited as the Representation of the People (Postal Vote Handling and Secrecy) (Amendment) Regulations 2023.

(2) These Regulations come into force on the 22nd day after the date on which they are made but have no effect in relation to—

- (a) any election in respect of which the date of the poll specified in the notice of election is on or before 1st May 2024;
 - (b) any referendum in respect of which the date of the poll specified in the notice of referendum is on or before 1st May 2024;
 - (c) any recall petition in respect of which the date for the beginning of any signing period specified in the notice of petition is on or before 1st May 2024.
- (3) This regulation and regulation 10 extend to the United Kingdom.
- (4) Regulations 2, 4, 5, 6, 7, 8, 9, 11 and 12 extend to England and Wales only.
- (5) Regulation 3 extends to Scotland only.

The Representation of the People (England and Wales) Regulations 2001

2.—(1) The Representation of the People (England and Wales) Regulations 2001(14) are amended as follows.

(2) In regulation 3 (interpretation), in paragraph (1), in the appropriate places insert—

(8) 1993 c. 38. See section 27(4)(b) for the definition of “the appropriate Minister”.

(9) 2011 c. 13. Section 58(1) was amended by S.I. 2021/1265, and section 58(5) was amended by S.I. 2015/1526, 2021/1265. Section 154(5) was amended by S.I. 2014/268, 2021/1265.

(10) 2015 c. 25. See section 22 (as amended by S.I. 2016/997) for the definition of “the Minister”.

(11) 2000 c. 41. Section 7(2)(hc) was inserted by paragraph 11 of Schedule 10 to the Police Reform and Social Responsibility Act 2011. Section 7(2)(k) was inserted by paragraph 3(1) and (6) of Schedule 6 to the Recall of MPs Act 2015.

(12) Section 333(3A) was inserted by paragraph 22(3) of Schedule 12 to the Localism Act 2011 (c. 20).

(13) Section 117(2) was substituted by section 13(2) of the Localism Act 2011.

(14) S.I. 2001/341; relevant amending instruments are S.I. 2006/752, 2006/2910, 2013/3198, 2019/419.

““left behind postal voting document” is a postal voting document(15) relating to a parliamentary election or a local government election in England that is left behind at a polling station or left for the returning officer without being handed in and for which no return of postal voting documents form has been completed;”;

““return of postal voting documents form” has the meaning given in regulation 79A;”.

(3) In regulation 61C (notification of rejected postal voting statement)—

(a) in the heading after “statement” insert “or document”;

(b) in paragraph (1)—

(i) after “87(4)” insert “, or on the list created under regulation 87(6) with an indication in accordance with regulation 87(6)(d) that a postal ballot paper was included in rejected postal voting documents,”;

(ii) in sub-paragraph (a)—

(aa) the words from “the returning officer” to the end become paragraph (i);

(bb) after that paragraph (i) insert—

“(ii) the postal ballot paper was handed in at a polling station or for the returning officer, and the relevant officer(16)—

(aa) was not satisfied that the return of postal voting documents form had been completed properly and provided the required information,

(bb) suspected that the person handing it in had handed in postal ballot papers on behalf of more than the permitted number of electors, or

(cc) suspected that the person handing it in was a political campaigner who was committing an offence under section 112A of the 1983 Act(17);

(iii) the postal ballot paper was a left behind postal voting document;”;

(iii) in sub-paragraph (c)—

(aa) the words from “in regulation 87(5)” to the end become paragraph (i);

(bb) after that paragraph (i) insert—

“(ii) in regulation 87(7) applied to the absent voter’s postal ballot paper.”;

(c) in paragraph (2)(b), at the end insert “except where that offence is committed by a political campaigner under section 112A of the 1983 Act”.

(4) In regulation 65 (combination of polls)—

(a) the existing text becomes paragraph (1);

(b) in that paragraph, after “each election may,” insert “subject to paragraph (2) and”;

(c) after that paragraph insert—

“(2) Paragraph (1) does not apply where the polls of a UK parliamentary election and a local government election in Wales are taken together.”.

(5) In regulation 79 (alternative means of returning postal ballot paper or postal voting statement)

(15) See paragraph 12ZA(12) of Schedule 2 to the Representation of the People Act 1983 (c. 2) for the meaning of “postal voting document”.

(16) See paragraph 12ZA(12) of Schedule 2 to the Representation of the People Act 1983 for the meaning of “the relevant officer”.

(17) Section 112A was inserted by section 4(2) of the Elections Act 2022 (c. 37).

- (a) after paragraph (2) insert—
- “(2A) For elections other than local government elections in Wales, subject to paragraphs (2B) and (4) the presiding officer of the polling station must deliver, or cause to be delivered—
- (a) any postal ballot paper or postal voting statement, and
- (b) any return of postal voting documents form,
- returned to that station to the returning officer in the same manner and at the same time as the presiding officer delivers, or causes to be delivered, the packets referred to in rule 43(1) of the elections rules.
- (2B) A postal ballot paper or postal voting statement may only be delivered to the returning officer in accordance with paragraph (2A) if the requirements of regulation 79A are met and the paper and statement are not rejected in accordance with regulation 79B or 79D.”;
- (b) at the beginning of paragraph (3) insert “For local government elections in Wales,”;
- (c) in paragraph (4)—
- (i) after “statement” insert “or return of postal voting documents form”,
- (ii) after “paragraph” insert “(2A) or”;
- (d) after paragraph (4) insert—
- “(4A) For elections other than local government elections in Wales, where the returning officer collects, or causes to be collected, any postal ballot paper or postal voting statement or return of postal voting documents form in accordance with paragraph (4) the presiding officer must first make up into separate packets sealed with the presiding officer’s own seal and the seals of such polling agents as are present and desire to affix their seals with a description of its contents written on each packet—
- (a) the postal ballot papers and postal voting statements; and
- (b) the return of postal voting documents forms for those postal ballot papers and postal voting statements.”;
- (e) at the beginning of paragraph (5) insert “For local government elections in Wales,”.
- (6) After regulation 79 insert—

“Requirements of return of postal voting documents form

79A.—(1) The requirements of this regulation are—

- (a) the person handing in a postal voting document (“P”) completes a form containing the following information (a “return of postal voting documents form”)—
- (i) P’s name and address,
- (ii) whether P is handing in P’s own postal voting documents,
- (iii) the number of other electors for whom P is handing in postal voting documents,
- (iv) the total number of envelopes containing postal ballot papers P is handing in, including P’s own,
- (v) the reason P is handing in postal voting documents for other electors,
- (vi) a declaration by P that P has not handed in postal voting documents at any polling station or to the returning officer for a total of more than the number of electors other than P set out in regulation 79B(1)(c) or 82B(1)(c), including those being handed in at that time, and either—

- (aa) that to the best of P's knowledge, P is not a political campaigner for whom it is an offence to handle the postal voting documents concerned in accordance with section 112A of the 1983 Act, or
 - (bb) that P is a political campaigner and is only handing in postal voting documents for P and for P's spouse, civil partner, parent, grandparent, brother, sister, child or grandchild, or someone for whom P provides regular care or for whom regular care is provided by an organisation which employs or engages P, and
- (b) the relevant officer has endorsed the return of postal voting documents form returned by P to confirm the relevant officer's name and that—
- (i) the relevant officer is satisfied that the form has been completed properly and provides the information required by paragraph (a),
 - (ii) the relevant officer does not suspect that the number of electors other than P for whom P is handing in postal voting documents exceeds the number of electors set out in regulation 79B(1)(c) or 82B(1)(c),
 - (iii) the relevant officer does not suspect that P is a political campaigner who is committing an offence under section 112A of the 1983 Act, and
 - (iv) the postal voting documents to which the form relates are not rejected.
- (2) For the purposes of paragraph (1)(a)(vi)(bb), two people living together as if they were a married couple or civil partners are treated as if they were spouses or civil partners of each other.

Rejection of postal voting documents handed in at a polling station

79B.—(1) A relevant officer must reject—

- (a) all postal voting documents handed in by P where P fails to fully complete the return of postal voting documents form with the required information;
 - (b) all postal voting documents handed in by P other than P's own postal voting documents where the relevant officer has reasonable cause to suspect that the documents are handed in on behalf of more than five other electors;
 - (c) a postal voting document handed in by P or all postal voting documents handed in together by P (other than P's own postal voting documents) where the relevant officer has reasonable cause to suspect that, taking that document or those documents together with any postal voting documents handed in by P on any previous occasion in respect of the same election, or in respect of an election in England for which the day of poll is the same as the election to which the documents relate (whether to a polling station or to the returning officer and disregarding any that were rejected), P has handed in postal voting documents on behalf of more than five other electors.
- (2) Where P hands in one or more proxy postal ballot papers completed by P as proxy for another elector, for "five" in paragraphs (1)(b) and (c), substitute the number that is five minus the number of proxy postal ballot papers P hands in.
- (3) A relevant officer may reject a postal voting document handed in by P where the relevant officer knows or has reasonable cause to suspect that, in handing in the document, P is committing an offence under section 112A of the 1983 Act.

Procedure for dealing with rejected postal voting documents handed in at a polling station

79C.—(1) Where any postal voting document has been rejected in accordance with regulation 79B the relevant officer must indicate this, together with the reason or reasons for the rejection and the relevant officer’s name, on the return of postal voting documents form and attach the form to the postal voting documents concerned.

(2) The presiding officer must make up a packet (or packets) of the rejected postal voting documents and the accompanying return of postal voting documents forms, sealed with the presiding officer’s own seal and the seals of such polling agents as are present and desire to affix their seals with a description of its contents written on each packet.

(3) Where a return of postal voting documents form relates to postal voting documents which have not all been rejected, that form must be dealt with as if it related just to the rejected postal voting documents, and the postal voting documents which have been rejected must be noted on it.

(4) The presiding officer must deliver, or cause to be delivered, those packets in the same manner and at the same time as the presiding officer delivers, or causes to be delivered, the packets referred to in rule 43(1) of the elections rules.

Postal voting documents left behind at a polling station

79D.—(1) Where a person leaves a left behind postal voting document at a polling station, the relevant officer must reject that left behind postal voting document.

(2) The relevant officer must—

- (a) write on a return of postal voting documents form to confirm that the postal voting document is a left behind postal voting document,
- (b) write the relevant officer’s name on that form, and
- (c) attach that form to the left behind postal voting document.

(3) Left behind postal voting documents and the attached return of postal voting documents forms must be included in the packet of rejected postal voting documents and forms made up in accordance with regulation 79C(2).”.

(7) In regulation 82 (receipt of covering envelope)—

- (a) in paragraph (1) for “The” substitute “For local government elections in Wales, the”; and
- (b) insert after paragraph (1)—

“(1A) For elections other than local government elections in Wales, the relevant officer must, immediately on receipt by post of a covering envelope (or an envelope which is stated to include a postal vote) before the close of the poll, place it unopened in a postal voters’ ballot box.”.

(8) After regulation 82 insert—

“Postal voting documents handed in to the returning officer

82A.—(1) This regulation applies to any postal voting document returned by hand in accordance with—

- (a) in respect of a parliamentary election, regulation 79(2);
- (b) in respect of a local government election in England—

- (i) rule 45(4)(a) of Schedule 2 or rule 45(7)(a) of Schedule 3 to the Local Elections (Principal Areas) (England and Wales) Rules 2006⁽¹⁸⁾,
- (ii) rule 45(4)(a) of Schedule 2 or rule 45(6)(a) of Schedule 3 to the Local Elections (Parishes and Communities) (England and Wales) Rules 2006⁽¹⁹⁾, or
- (iii) rule 49(3)(a) of Schedule 1, rule 50(3)(a) of Schedule 2, rule 49(3)(a) of Schedule 3, rule 49(6)(a) of Schedule 5, rule 50(6)(a) of Schedule 6 or rule 49(6)(a) of Schedule 7 to the Greater London Authority Elections Rules 2007⁽²⁰⁾.

(2) Subject to paragraphs (3) and (4), a person acting under the authority of the returning officer (“the authorised person”) must deliver to the returning officer—

- (a) any postal voting document to which this regulation applies and which is handed in before the close of poll, and
- (b) the return of postal voting documents form completed in respect of it.

(3) A postal voting document may only be delivered to the returning officer in accordance with paragraph (2) if the requirements of regulation 79A are met and the document is not rejected in accordance with regulation 82B or 82D.

(4) Before delivering them to the returning officer in accordance with paragraph (2), the authorised person must first make up into separate packets with a description of its contents written on each packet which is then sealed up—

- (a) the postal voting documents;
- (b) the return of postal voting documents forms for those postal voting documents.

Rejection of postal voting documents handed in to the returning officer

82B.—(1) The authorised person must reject—

- (a) all postal voting documents handed in by P in accordance with regulation 82A(1) where P fails to fully complete the return of postal voting documents form with the required information;
- (b) all postal voting documents handed in by P in accordance with regulation 82A(1) other than P’s own postal voting documents where the authorised person has reasonable cause to suspect that the documents are handed in on behalf of more than five other electors;
- (c) a postal voting document handed in by P or all postal voting documents handed in together by P in accordance with regulation 82A(1) (other than P’s own postal voting documents) where the authorised person has reasonable cause to suspect that, taking that document or those documents together with any postal voting documents handed in by P on any previous occasion in respect of the same election, or in respect of an election in England for which the day of poll is the same as the election to which the documents relate (whether to a polling station or to the returning officer and disregarding any that were rejected), P has handed in postal voting documents on behalf of more than five other electors.

(2) Where P hands in one or more proxy postal ballot papers completed by P as proxy for another elector, for “five” in paragraphs (1)(b) and (c), substitute the number that is five minus the number of proxy postal ballot papers P hands in.

⁽¹⁸⁾ S.I. 2006/3304, to which there are amendments not relevant to these Regulations.

⁽¹⁹⁾ S.I. 2006/3305, to which there are amendments not relevant to these Regulations.

⁽²⁰⁾ S.I. 2007/3541, to which there are amendments not relevant to these Regulations.

(3) The authorised person may reject a postal voting document handed in by P in accordance with regulation 82A(1) where the authorised person knows or has reasonable cause to suspect that, in handing in the document, P is committing an offence under section 112A of the 1983 Act.

Procedure for dealing with rejected postal voting documents handed in to the returning officer

82C.—(1) Where any postal voting document has been rejected in accordance with regulation 82B the authorised person must indicate this, together with the reason or reasons for the rejection and the authorised person’s name, on the return of postal voting documents form and attach the form to the postal voting documents concerned.

(2) The authorised person must make up a packet (or packets) of the rejected postal voting documents and the accompanying return of postal voting documents forms which must be sealed up with a description of its contents written on each packet.

(3) Where a return of postal voting documents form relates to postal voting documents which have not all been rejected, that form must be dealt with as if it related just to the rejected postal voting documents, and the postal voting documents which have been rejected must be noted on it.

(4) The authorised person must deliver those packets to the returning officer before the close of the poll.

Postal voting documents left behind with the returning officer

82D.—(1) This regulation applies to a postal voting document to which regulation 82A(1) applies which is a left behind postal voting document.

(2) The authorised person must—

- (a) reject the left behind postal voting document,
- (b) write on a return of postal voting documents form to confirm that the postal voting document is a left behind postal voting document,
- (c) write the authorised person’s name on that form, and
- (d) attach that form to the left behind postal voting document.

(3) Left behind postal voting documents and the attached return of postal voting documents forms must be included in the packet of rejected postal voting documents and forms made up in accordance with regulation 82C(2).

Opening of delivered or collected packets of postal voting documents

82E.—(1) Paragraph (2) applies to the packets of postal voting documents delivered to or collected by the returning officer in accordance with regulation 79(2A) or (4A) or 82A(1).

(2) Regulations 69(2), 80, 81(6), 83(1) and 84 apply to a packet to which this paragraph applies as if that packet were a postal voters’ ballot box.”

(9) In regulation 87 (lists of rejected postal ballot papers)—

- (a) in the heading at the end insert “or postal voting documents”;
- (b) for paragraph (1) substitute—

“(1) In respect of any election other than a local government election in Wales, the returning officer must keep the four separate lists relating to rejected postal ballot papers or postal voting documents specified in this regulation.

- (1A) In respect of any local government election in Wales, the returning officer must keep the first, second and third lists specified in this regulation.”;
- (c) after paragraph (5) insert—
- “(6) In the fourth list, the returning officer must, subject to paragraph (9), record in relation to any elector whose postal voting documents were rejected in accordance with regulation 79B or 82B or were left behind postal voting documents—
- (a) the elector’s name and address (and the name and address of the proxy if the elector has a proxy),
 - (b) the elector’s number on the register of electors (and that of the proxy if the elector has a proxy),
 - (c) the specified reason or reasons for the rejection of the postal voting documents,
 - (d) an indication as to whether the postal voting documents included a postal ballot paper the number of which matched the postal ballot paper number marked on the postal voting statement, and
 - (e) any other information relating to the rejection that the returning officer considers appropriate, but not the postal ballot paper number.
- (7) The specified reasons that may be given under sub-paragraph (6)(c) for the rejection of the postal voting documents are—
- (a) the postal voting documents were handed in at a polling station or to the returning officer but the return of postal voting documents form was not fully completed with the required information;
 - (b) the postal voting documents were handed in at a polling station or to the returning officer but the number of postal voting documents handed in exceeded or was suspected to exceed the permitted number;
 - (c) the postal voting documents were handed in by a political campaigner who was not permitted to hand in those postal voting documents;
 - (d) the postal voting documents were left behind postal voting documents.
- (8) In compiling the fourth list the returning officer must open separately each covering envelope (including an envelope described in regulation 82(2)) and each ballot paper envelope.
- (9) The obligation in paragraph (6) does not apply where an elector’s rejected postal voting documents do not include a postal voting statement.”.
- (10) In regulation 89 (sealing of receptacles), in paragraph (1) after paragraph (f) insert—
- “(g) the packets of rejected postal voting documents and accompanying return of postal voting documents forms made up in accordance with regulations 79C(2) and 82C(2),”.
- (11) In regulation 91 (forwarding of documents)—
- (a) in paragraph (1)—
 - (i) in sub-paragraph (a) after “78A(2),” insert “79(4A)(b), 82A(4)(b),”;
 - (ii) in sub-paragraph (b) after “Form K” insert “in respect of a local government election in Wales, or Form K1 in respect of any other election,”;
 - (b) in paragraph (3)(a) for “79(3)” substitute “79(2A) and (3)”;
 - (c) in sub-paragraphs (3A)(a) and (b)—
 - (i) for “list” substitute “lists”;
 - (ii) after “87(4)” insert “and (6)”;

- (d) in paragraph (4)—
 - (i) for “list” in both places it occurs, substitute “lists”;
 - (ii) after “87(4)” insert “and (6)”.
- (12) In regulation 118 (inspection of documents open to public inspection) for paragraph (1)(b) (iv) substitute—
 - “(iv) the lists required to be compiled under regulation 87(4) and (6), and any extracts produced from those lists;
 - (v) return of postal voting documents forms.”.
- (13) In Schedule 3 (forms)—
 - (a) in the arrangement of forms—
 - (i) in the entry for Form K, after “postal ballot papers” insert “(local government elections in Wales)”;
 - (ii) after that entry insert—
 - “Form K1: statement as to postal ballot papers (parliamentary elections and local government elections in England)”;
 - (b) for form A1 (official postal poll card to be sent to an elector voting by post), form B1 (official proxy postal poll card to be sent to an appointed proxy voting by post), form G (postal voting statement for use at a parliamentary election taken alone), form H (postal voting statement for use when postal ballots are combined) and form J (postal voting statement for use when a parliamentary poll is combined with another poll but the postal ballots are not combined) substitute the corresponding forms set out in Schedule 1 to these Regulations;
 - (c) after form K, insert new form K1 as set out in Schedule 1 to these Regulations.

The Representation of the People (Scotland) Regulations 2001

3.—(1) The Representation of the People (Scotland) Regulations 2001⁽²¹⁾ are amended as follows.

- (2) In regulation 3 (interpretation), in paragraph (1), in the appropriate places insert—
 - ““left behind postal voting document” is a postal voting document relating to a parliamentary election that is left behind at a polling station or left for the returning officer without being handed in and for which no return of postal voting documents form has been completed;”;
 - ““return of postal voting documents form” has the meaning given in regulation 79A;”.
- (3) In regulation 61C (notification of rejected postal voting statement)—
 - (a) in the heading, for “statement” substitute “document”;
 - (b) in paragraph (1)—
 - (i) after “87(4)” insert “, or on the list created under regulation 87(6) with an indication in accordance with regulation 87(6)(d) that a postal ballot paper was included in rejected postal voting documents,”;
 - (ii) in sub-paragraph (a)—
 - (aa) the words from “the returning officer” to the end become paragraph (i);
 - (bb) after that paragraph (i) insert—

(21) S.I. 2001/497 (S. 2); relevant amending instruments are S.I. 2006/834, 2007/925, 2008/305, 2010/980, 2013/3206, 2019/1451.

- “(ii) the postal ballot paper was handed in at a polling station or for the returning officer, and the relevant officer—
 - (aa) was not satisfied that the return of postal voting documents form had been completed properly and provided the required information,
 - (bb) suspected that the person handing it in had handed in postal ballot papers on behalf of more than the permitted number of electors, or
 - (cc) suspected that the person handing it in was a political campaigner who was committing an offence under section 112A of the 1983 Act;
- (iii) the postal ballot paper was a left behind postal voting document;”;
- (iii) in sub-paragraph (c)—
 - (aa) the words from “in regulation 87(5)” to the end becomes paragraph (i);
 - (bb) after that paragraph (i) insert—
 - “(ii) in regulation 87(7) applied to the absent voter’s postal ballot paper.”;
- (c) in paragraph (2)(b), at the end insert “except where that offence is committed by a political campaigner under section 112A of the 1983 Act”.
- (4) In regulation 66 (form of postal voting statement), omit paragraph (b).
- (5) In regulation 79 (alternative means of returning postal ballot paper or postal voting statement)
 - (a) in paragraph (2)—
 - (i) for “paragraph (3)” substitute “paragraphs (2A) or (3)”;
 - (ii) after “that station” insert “and any return of postal voting documents form”
 - (b) after paragraph (2) insert—
 - “(2A) A postal ballot paper or postal voting statement may only be delivered to the returning officer in accordance with paragraph (2) if the requirements of regulation 79A are met and the paper and statement are not rejected in accordance with regulation 79B or 79D.”;
 - (c) in paragraph (3), after “statement” insert “or return of postal voting documents form”;
 - (d) in paragraph (4), for the words from “in accordance with” to the end substitute—
 - “or return of postal voting documents form in accordance with paragraph (3) the presiding officer must first make up into separate packets sealed with the presiding officer’s own seal and the seals of such polling agents as are present and desire to affix their seals with a description of its contents written on each packet—
 - (a) the postal ballot papers and postal voting statements;
 - (b) the return of postal voting documents forms for those postal ballot papers and postal voting statements.”.
- (6) After regulation 79 insert—

“Requirements of return of postal voting documents form

79A.—(1) The requirements of this regulation are—

- (a) the person handing in a postal voting document (“P”) completes a form containing the following information (a “return of postal voting documents form”)—
 - (i) P’s name and address,
 - (ii) whether P is handing in P’s own postal voting documents,
 - (iii) the number of other electors for whom P is handing in postal voting documents,
 - (iv) the total number of envelopes containing postal ballot papers P is handing in, including P’s own,
 - (v) the reason P is handing in postal voting documents for other electors,
 - (vi) a declaration by P that P has not handed in postal voting documents at any polling station or to the returning officer for a total of more than the number of electors other than P set out in regulation 79B(1)(c) or 82B(1)(c), including those being handed in at that time and either—
 - (aa) that to the best of P’s knowledge, P is not a political campaigner for whom it is an offence to handle the postal voting documents concerned in accordance with section 112A of the 1983 Act, or
 - (bb) that P is a political campaigner and is only handing in postal voting documents for P and for P’s spouse, civil partner, parent, grandparent, brother, sister, child or grandchild, or someone for whom P provides regular care or for whom regular care is provided by an organisation which employs or engages P, and
- (b) the relevant officer has endorsed the return of postal voting documents form returned by P to confirm the relevant officer’s name and that—
 - (i) the relevant officer is satisfied that the form has been completed properly and provides the information required by paragraph (a),
 - (ii) the relevant officer does not suspect that the number of electors other than P for whom P is handing in postal voting documents exceeds number of electors set out in regulation 79B(1)(c) or 82B(1)(c),
 - (iii) the relevant officer does not suspect that P is a political campaigner who is committing an offence under section 112A of the 1983 Act, and
 - (iv) the postal voting documents to which the form relates are not rejected.

(2) For the purposes of paragraph (1)(a)(vi)(bb), two people living together as if they were a married couple or civil partners are treated as if they were spouses or civil partners of each other.

Rejection of postal voting documents handed in at a polling station

79B.—(1) A relevant officer must reject—

- (a) all postal voting documents handed in by P where P fails to fully complete the return of postal voting documents form with the required information;
- (b) all postal voting documents handed in by P other than P’s own postal voting documents where the relevant officer has reasonable cause to suspect that the documents are handed in on behalf of more than five other electors;
- (c) a postal voting document handed in by P or all postal voting documents handed in together by P (other than P’s own postal voting documents) where the relevant officer has reasonable cause to suspect that, taking that document or those documents together with any postal voting documents handed in by P on any previous occasion in respect of the same election (whether to a polling station or to the returning officer

and disregarding any that were rejected), P has handed in postal voting documents on behalf of more than five other electors.

(2) Where P hands in one or more proxy postal ballot papers completed by P as proxy for another elector, for “five” in paragraphs (1)(b) and (c), substitute the number that is five minus the number of proxy postal ballot papers P hands in.

(3) A relevant officer may reject a postal voting document handed in by P where the relevant officer knows or has reasonable cause to suspect that, in handing in the document, P is committing an offence under section 112A of the 1983 Act.

Procedure for dealing with rejected postal voting documents handed in at a polling station

79C.—(1) Where any postal voting document has been rejected in accordance with regulation 79B the relevant officer must indicate this, together with the reason or reasons for the rejection and the relevant officer’s name, on the return of postal voting documents form and attach the form to the postal voting documents concerned.

(2) The presiding officer must make up a packet (or packets) of the rejected postal voting documents and the accompanying return of postal voting documents forms, sealed with the presiding officer’s own seal and the seals of such polling agents as are present and desire to affix their seals with a description of its contents written on each packet.

(3) Where a return of postal voting documents form relates to postal voting documents which have not all been rejected, that form must be dealt with as if it related just to the rejected postal voting documents, and the postal voting documents which have been rejected must be noted on it.

(4) The presiding officer must deliver, or cause to be delivered, those packets in the same manner and at the same time as the presiding officer delivers, or causes to be delivered, the packets referred to in rule 43(1) of the elections rules.

Postal voting documents left behind at a polling station

79D.—(1) Where a person leaves a left behind postal voting document at a polling station, the relevant officer must reject that left behind postal voting document.

(2) The relevant officer must—

- (a) write on a return of postal voting documents form to confirm that the postal voting document is a left behind postal voting document,
- (b) write the relevant officer’s name on that form, and
- (c) attach that form to the left behind postal voting document.

(3) Left behind postal voting documents and the attached return of postal voting documents forms must be included in the packet of rejected postal voting documents and forms made up in accordance with regulation 79C(2).”.

(7) In regulation 82 (receipt of covering envelope), in paragraph (1) for “(whether by hand or by post)” substitute “by post”.

(8) After regulation 82 insert—

“Postal voting documents handed in to the returning officer

82A.—(1) Subject to paragraphs (2) and (3), a person acting under the authority of the returning officer (“the authorised person”) must deliver to the returning officer—

- (a) any postal voting document handed in under regulation 79(1)(b) before the close of the poll, and
- (b) the return of postal voting documents form completed in respect of it.

(2) A postal voting document may only be delivered to the returning officer in accordance with paragraph (1) if the requirements of regulation 79A are met and the document is not rejected in accordance with regulation 82B or 82D.

(3) Before delivering them to the returning officer in accordance with paragraph (1), the authorised person must first make up into separate packets with a description of its contents written on each packet which is then sealed up—

- (a) the postal voting documents;
- (b) the return of postal voting documents forms for those postal voting documents.

Rejection of postal voting documents handed in to the returning officer

82B.—(1) The authorised person must reject—

- (a) all postal voting documents handed in by P in accordance with regulation 79(1)(b) where P fails to fully complete the return of postal voting documents form with the required information;
- (b) all postal voting documents handed in by P in accordance with regulation 79(1)(b) other than P's own postal voting documents where the authorised person has reasonable cause to suspect that the documents are handed in on behalf of more than five other electors;
- (c) a postal voting document handed in by P or all postal voting documents handed in together by P in accordance with regulation 79(1)(b) (other than P's own postal voting documents) where the authorised person has reasonable cause to suspect that, taking that document or those documents together with any postal voting documents handed in by P on any previous occasion in respect of the same election (whether to a polling station or to the returning officer and disregarding any that were rejected), P has handed in postal voting documents on behalf of more than five other electors.

(2) Where P hands in one or more proxy postal ballot papers completed by P as proxy for another elector, for “five” in paragraphs (1)(b) and (c), substitute the number that is five minus the number of proxy postal ballot papers P hands in.

(3) The authorised person may reject a postal voting document handed in by P where the authorised person knows or has reasonable cause to suspect that, in handing in the document, P is committing an offence under section 112A of the 1983 Act.

Procedure for dealing with rejected postal voting documents handed in to the returning officer

82C.—(1) Where any postal voting document has been rejected in accordance with regulation 82B the authorised person must indicate this, together with the reason or reasons for the rejection and the authorised person's name, on the return of postal voting documents form and attach the form to the postal voting documents concerned.

(2) The authorised person must make up a packet (or packets) of the rejected postal voting documents and the accompanying return of postal voting documents forms which must be sealed up with a description of its contents written on each packet.

(3) Where a return of postal voting documents form relates to postal voting documents which have not all been rejected, that form must be dealt with as if it related just to rejected

postal voting documents, and the postal voting documents which have been rejected must be noted on it.

(4) The authorised person must deliver those packets to the returning officer before the close of the poll.

Postal voting documents left behind with the returning officer

82D.—(1) Where a person leaves a left behind postal voting document for the returning officer in accordance with regulation 79(1)(b), the authorised person must reject that left behind postal voting document.

(2) The authorised person must—

- (a) write on a return of postal voting documents form to confirm that the postal voting document is a left behind postal voting document,
- (b) write the authorised person’s name on that form, and
- (c) attach that form to the left behind postal voting document.

(3) Left behind postal voting documents and the attached return of postal voting documents forms must be included in the packet of rejected postal voting documents and forms made up in accordance with regulation 82C(2).

Opening of delivered or collected packets of postal voting documents

82E.—(1) Paragraph (2) applies to the packets of postal voting documents delivered to or collected by the returning officer in accordance with regulation 79(2) or (4) or 82A(1).

(2) Regulations 69(2), 80, 81(6), 83(1) and 84 apply to a packet to which this paragraph applies as if that packet were a postal voters’ ballot box.”.

(9) In regulation 87 (lists of rejected postal ballot papers)—

- (a) in the heading, for “ballot papers” substitute “voting documents”;
- (b) in paragraph (1), for “three” substitute “four”;
- (c) after paragraph (5) insert—

“(6) In the fourth list, the relevant officer must, subject to paragraph (9), record in relation to any elector whose postal voting documents were rejected in accordance with regulation 79B or 82B or were left behind postal voting documents—

- (a) the elector’s name and address (and the name and address of the proxy if the elector has a proxy),
- (b) the elector’s number on the register of electors (and that of the proxy if the elector has a proxy),
- (c) the specified reason or reasons for the rejection of the postal voting documents,
- (d) an indication as to whether the postal voting documents included a postal ballot paper the number of which matched the postal ballot paper number marked on the postal voting statement, and
- (e) any other information relating to the rejection that the returning officer considers appropriate, but not the postal ballot paper number.

(7) The specified reasons that may be given under sub-paragraph (6)(c) for the rejection of the postal voting documents are—

- (a) the postal voting documents were handed in at a polling station or to the returning officer but the return of postal voting documents form was not fully completed with the required information;

- (b) the postal voting documents were handed in at a polling station or to the returning officer but the number of postal voting documents handed in exceeded or was suspected to exceed the permitted number;
 - (c) the postal voting documents were handed in by a political campaigner who was not permitted to hand in those postal voting documents;
 - (d) the postal voting documents were left behind postal voting documents.
- (8) In compiling the fourth list the returning officer must open separately each covering envelope (including an envelope described in regulation 82(2)) and each ballot paper envelope.
- (9) The obligation in paragraph (6) does not apply where an elector’s rejected postal voting documents do not include a postal voting statement.”.
- (10) In regulation 89 (sealing of receptacles), in paragraph (1) after paragraph (f) insert—
- “(g) the packets of rejected postal voting documents and accompanying return of postal voting documents forms made up in accordance with regulations 79C(2) and 82C(2),”.
- (11) In regulation 91 (retention of documents)—
- (a) in paragraph (1)—
 - (i) in sub-paragraph (a) after “78A(2),” insert “79(3)(b), 82A(3)(b),”;
 - (ii) in sub-paragraph (c) after “87(4)” insert “and (6)”; and
 - (b) for paragraph (4) substitute—

“(4) Rules 56, 57 and 58 of the elections rules will apply to any packet or document retained under this regulation save that in applying rules 56 and 57 to the lists provided for by regulation 87(4) and (6), these lists and any extracts from them are to be treated as if they were counted ballot papers.”.
- (12) In regulation 91A (forwarding of documents)—
- (a) in paragraph (1) for sub-paragraphs (a) and (b) substitute—
 - “(a) where any lists compiled under regulation 87(4) or (6) relate to a constituency contained within a single local government area, send copies of those lists to the registration officer for that local government area;
 - (b) where any lists compiled under regulations 87(4) or (6) relates to a constituency which comprises any part of more than one local government area, send copies of such extracts of the lists as are relevant to each of the registration officers for those local government areas.”;
 - (b) in paragraph (3)—
 - (i) for “copy of the list, or extracts of the list” in both places it occurs substitute “copies of the lists, or extracts of the lists”;
 - (ii) in sub-paragraph (b) for “a list, or extracts of a list” substitute “lists, or extracts of lists”;
 - (c) in paragraphs (4) and (5) for “the copy of the list, or extracts of the list” in each place it occurs substitute “copies of the lists, or extracts of the lists”.
- (13) In regulation 118 (inspection of documents open to public inspection) for paragraph (1)(b) substitute—
- “(iv) the lists required to be compiled under regulation 87(4) and (6), and any extracts produced from those lists;
 - (v) return of postal voting documents forms.”.

(14) In Schedule 3 (forms)—

- (a) in the arrangement of forms, omit the entry for Form H;
- (b) for form A1 (official postal poll card to be sent to an elector voting by post), form B1 (official proxy postal poll card to be sent to an appointed proxy voting by post) and form G (postal voting statement for use at a parliamentary election taken alone) substitute the corresponding forms in Schedule 2 to these Regulations;
- (c) omit form H (postal voting statement for use when postal ballots are combined);
- (d) for form J (postal voting statement for use when a parliamentary poll is combined with another poll but the postal ballots are not combined) and form K (statement as to postal ballot papers) substitute the corresponding forms in Schedule 2 to these Regulations.

The Representation of the People (Combination of Polls) (England and Wales) Regulations 2004

4. In Schedule 2 to the Representation of the People (Combination of Polls) (England and Wales) Regulations 2004 (modifications to parliamentary elections rules)(**22**), in paragraph 9, in the text of the substituted rule 29(5), for the voting instructions for election of the mayor of London (which begins “#On the ballot paper”) substitute—

“#Vote for ONLY ONE candidate by putting a cross [X] in the box next to your choice.”.

The Local Authorities (Mayoral Elections) (England and Wales) Regulations 2007

5.—(1) The Local Authorities (Mayoral Elections) (England and Wales) Regulations 2007(**23**) are amended as follows.

(2) In Schedule 1 (mayoral election rules)—

- (a) in rule 32 (admission to polling stations), in paragraph (1) after sub-paragraph (b) insert—
 - “(ba) in England, persons aged 18 or over returning a postal ballot paper or postal voting statement by hand in accordance with rule 47(5)(b);”;
- (b) in rule 47 (the first count), in paragraph (4)—
 - (i) omit the “and” at the end of sub-paragraph (c);
 - (ii) after sub-paragraph (d) insert—
 - “and
 - (e) in England, the postal ballot paper is not one that falls to be rejected in accordance with regulation 79B, 79D, 82B or 82D of the Representation of the People (England and Wales) Regulations 2001(**24**).”;
- (c) in the Appendix of forms—
 - (i) in the list of forms—
 - (aa) in the entry for form 9 (official postal poll card), at the end insert “(for use at mayoral elections in Wales)”;
 - (bb) after that entry insert—
 - “Form 9A: Official postal poll card (for use at mayoral elections in England)”;

(22) S.I. 2004/294, amended by S.I. 2014/920; there are other amending instruments but none is relevant.

(23) S.I. 2007/1024; relevant amending instruments are S.I. 2014/370, 2022/1352.

(24) Regulations 79B, 79D, 82B and 82D are inserted by regulation 2 of these Regulations.

(cc) in the entry for form 11 (official proxy postal poll card), at the end insert “(for use at mayoral elections in Wales)”;

(dd) after that entry insert—

“Form 11ZA: Official proxy postal poll card (for use at mayoral elections in England)”;

(ii) for form 7A (postal voting statement – mayoral elections in England) substitute the corresponding form as set out in Part 1 of Schedule 3 to these Regulations;

(iii) after form 9 insert new form 9A as set out in Part 1 of Schedule 3 to these Regulations;

(iv) after form 11 insert new form 11ZA as set out in Part 1 of Schedule 3 to these Regulations.

(3) In Schedule 2 (modifications of Acts and statutory instruments), in Table 4 (Representation of the People (England and Wales) Regulations 2001)—

(a) in the entry for regulation 65 (combination of polls), in the second column, for “After paragraph (b)” substitute “In paragraph (1), after sub-paragraph (b)”;

(b) after that entry insert—

“Regulation 82A (postal voting documents handed in to the returning officer)	In paragraph (1), in sub-paragraph (b), after paragraph (i) insert—
--	---

“(ia) rule 47(5)(a) of the Mayoral Elections rules.”.

(4) In Schedule 3 (mayoral election (combination of polls) rules)—

(a) in rule 32 (admission to polling station), in paragraph (1) after sub-paragraph (b) insert—

“(ba) in England, persons aged 18 or over returning a postal ballot paper or postal voting statement by hand in accordance with rule 47(8)(b);”;

(b) in rule 47 (the first count), in paragraph (7)—

(i) omit the “and” at the end of sub-paragraph (c);

(ii) after sub-paragraph (d) insert—

“and

(e) in England, the postal ballot paper is not one that falls to be rejected in accordance with regulation 79B, 79D, 82B or 82D of the Representation of the People (England and Wales) Regulations 2001.”;

(c) in the Appendix of forms—

(i) in the list of forms—

(aa) in the entry for form 9 (official postal poll card), at the end insert “(for use at mayoral elections in Wales)”;

(bb) after that entry insert—

“Form 9A: Official postal poll card (for use at mayoral elections in England)”;

(cc) in the entry for form 11 (official proxy postal poll card), at the end insert “(for use at mayoral elections in Wales)”;

(dd) after that entry insert—

- “Form 11ZA: Official proxy postal poll card (for use at mayoral elections in England)”;
- (ii) for form 7A(1) and 7A(2) (postal voting statements – mayoral elections in England) substitute the corresponding forms as set out in Part 2 of Schedule 3 to these Regulations;
 - (iii) after form 9 insert new form 9A as set out in Part 2 of Schedule 3 to these Regulations;
 - (iv) after form 11 insert new form 11ZA as set out in Part 2 of Schedule 3 to these Regulations.

The Local Authorities (Conduct of Referendums) (England) Regulations 2012

6.—(1) The Local Authorities (Conduct of Referendums) (England) Regulations 2012⁽²⁵⁾ are amended as follows.

- (2) In Schedule 3 (the Local Government Act referendums rules)—
 - (a) in rule 21 (admission to polling station), in paragraph (1) after sub-paragraph (b) insert—

“(ba) persons aged 18 or over returning a postal ballot paper or postal voting statement by hand in accordance with rule 36(4)(b),”;
 - (b) in rule 36 (the count), in paragraph (3)—
 - (i) omit the “and” at the end of sub-paragraph (c);
 - (ii) after sub-paragraph (d) insert—

“and

(e) the postal ballot paper is not one that falls to be rejected in accordance with regulation 79B, 79D, 82B or 82D of the Representation of the People (England and Wales) Regulations 2001.”;
 - (c) in Part 8 (appendix of forms), for the form of postal voting statement, the form of the official postal poll card (to be sent to a voter voting by post) and the form of the official proxy postal poll card (to be sent to an appointed proxy voting by post) substitute the corresponding forms set out in Part 1 of Schedule 4 to these Regulations.
- (3) In Schedule 4 (application, with modifications, of Acts and subordinate legislation)—
 - (a) in Table 1 (Representation of the People Act 1983)—
 - (i) in the entry for section 66 (requirement of secrecy)⁽²⁶⁾, in the second column after the modification already listed insert—

“In subsection (6A), in the definition of “relevant election” (in which all references to “election” are modified to be construed as references to “referendum” by paragraph 1(2)(a) of this Schedule)—

 - (a) omit paragraph (a), and
 - (b) in paragraph (b) omit “under the local government Act”.”;
 - (ii) after the entry for section 112 insert the following entry—

⁽²⁵⁾ S.I. 2012/323, amended by S.I. 2014/924; there are other amending instruments but none is relevant.

⁽²⁶⁾ Section 66 was amended by paragraph 3 of Schedule 3 to the Representation of the People Act 1985 (c. 50), by paragraph 11 of Schedule 3 to the Greater London Authority Act 1999 (c. 29), by paragraphs 82, 86 and 96 of Schedule 1 to the Electoral Administration Act 2006 (c. 22), by section 34(1)(b) of, and paragraph 2 of Schedule 2 to, the Local Electoral Administration and Registration Services (Scotland) Act 2006 (asp 14), by section 7(1) to (5) of the Elections Act 2022 (c. 37) and by S.S.I. 2012/31.

“Section 112A (handling of postal voting documents by political campaigners) In subsection (7)—

(a) omit paragraphs (a) to (d),

(b) in paragraph (g) for “any of paragraphs (a) to (f)” substitute “paragraph (e) or (f)”, and

(c) after paragraph (h) insert—

“(i) a person involved in the conduct or management of a campaign conducted with a view to promoting or procuring a particular outcome in relation to the question to be asked in the relevant referendum.”.

In subsection (8), in the definition of “relevant election” (in which all references to “election” are modified to be construed as references to “referendum” by paragraph 1(2)(a) of this Schedule)—

(a) omit paragraph (a), and

(b) in paragraph (b) for “local government election” substitute “referendum”.”;

(b) in Table 6 (the Representation of the People (England and Wales) Regulations 2001)(27)—

(i) in the entry which begins “regulation 4(1)(b)”, for “K” substitute “K1”;

(ii) in the entry for regulation 61C after “statement” insert “or document”;

(iii) for the entry for regulation 79(3) to (5) substitute—

“Regulation 79(2A), (2B), (4) and (4A) In paragraph (4A) for “polling agents” (alternative means of returning postal ballot paper or postal voting statement) substitute “polling observers (if any)”.

Regulation 79A (requirements of return of postal voting documents form)

Regulation 79B (rejection of postal voting documents handed in at a polling station)

Regulation 79C (procedure for dealing with rejected postal voting documents handed in at a polling station) In paragraph (2) for “polling agents” substitute “polling observers (if any)”.

Regulation 79D (postal voting documents left behind at a polling station)”;

(iv) after the entry for regulation 82 insert—

“Regulation 82A (postal voting documents handed in to the returning officer) In paragraph (1), for the words from “in accordance with” to the end substitute “in accordance with rule 36(4)(a) of the Local Government Act Referendums Rules or rule 38(6)(a) of the Local Government Act Referendums (Combination of Polls) Rules”.

Regulation 82B (rejection of postal voting documents handed in to the returning officer)

Regulation 82C (procedure for dealing with rejected postal voting documents handed in to the returning officer)

Regulation 82D (postal voting documents left behind with the returning officer)

Regulation 82E (opening of delivered or collected packets of postal voting documents)”;

(v) in the entry for regulation 87, in the first column after “ballot papers” insert “or postal voting documents”;

(vi) in the entry for Schedule 3, Form K, for “Form K” substitute “Form K1”.

(4) In Schedule 5 (the Local Government Act referendums (combination of polls) rules)—

(a) in rule 17 (equipment of polling stations), in paragraph (10), for the voting instructions for election of the mayor of London (which begins “#On the ballot paper”) substitute—

“#Vote for ONLY ONE candidate by putting a cross [X] in the box next to your choice.”;

(b) in rule 23 (admission to polling station), in paragraph (1) after sub-paragraph (b) insert—

“(ba) persons aged 18 or over returning a postal ballot paper or postal voting statement by hand in accordance with rule 38(6)(b);”;

(c) in rule 38 (the count), in paragraph (5)—

(i) omit the “and” at the end of sub-paragraph (c);

(ii) after sub-paragraph (d) insert—

“and

(e) the postal ballot paper is not one that falls to be rejected in accordance with regulation 79B, 79D, 82B or 82D of the Representation of the People (England and Wales) Regulations 2001.”;

(d) in Part 8 (appendix of forms), for the form of postal voting statement (for use where there is joint issue and receipt of postal ballot papers), the form of postal voting statement (for use when a referendum poll is combined with another poll but the postal ballot papers are not combined), the form of the official postal poll card (to be sent to a voter voting by post) and the form of the official proxy postal poll card (to be sent to an appointed proxy voting by post) substitute the corresponding forms set out in Part 2 of Schedule 4 to these Regulations.

The Local Authorities (Conduct of Referendums) (Council Tax Increases) (England) Regulations 2012

7.—(1) The Local Authorities (Conduct of Referendums) (Council Tax Increases) (England) Regulations 2012(28) are amended as follows.

- (2) In Schedule 3 (the Local Government Finance Act referendums rules)—
- (a) in rule 21 (admission to polling station), in paragraph (1) after sub-paragraph (b) insert—
 - “(ba) persons aged 18 or over returning a postal ballot paper or postal voting statement by hand in accordance with rule 36(4)(b).”;
 - (b) in rule 36 (the count), in paragraph (3)—
 - (i) omit the “and” at the end of sub-paragraph (c);
 - (ii) after sub-paragraph (d) insert—
 - “and
 - (e) the postal ballot paper is not one that falls to be rejected in accordance with regulation 79B, 79D, 82B or 82D of the Representation of the People (England and Wales) Regulations 2001.”;
 - (c) in Part 8 (appendix of forms), for the form of postal voting statement, the form of the official postal poll card (to be sent to a voter voting by post) and the form of the official proxy postal poll card (to be sent to an appointed proxy voting by post) substitute the corresponding forms set out in Part 1 of Schedule 5 to these Regulations.
- (3) In Schedule 4 (application, with modifications, of Acts and subordinate legislation)—
- (a) in Table 1 (Representation of the People Act 1983)—
 - (i) in the entry for section 66 (requirement of secrecy), in the second column after the modification already listed insert—
 - “In subsection (6A), in the definition of “relevant election” (in which all references to “election” are modified to be construed as references to “referendum” by paragraph 1(3)(a) of this Schedule)—
 - (a) omit paragraph (a), and
 - (b) in paragraph (b) omit “under the local government Act”.”;
 - (ii) after the entry for section 112 insert the following entry—

“Section 112A (handling of postal voting documents by political campaigners) In subsection (7)—

- (a) omit paragraphs (a) to (d),
- (b) in paragraph (g) for “any of paragraphs (a) to (f)” substitute “paragraph (e) or (f)”, and
- (c) after paragraph (h) insert—
 - “(i) a person involved in the conduct or management of a campaign conducted with a view to promoting or procuring a particular outcome in relation to the

question to be asked in the relevant referendum.”.

In subsection (8), in the definition of “relevant election” (in which all references to “election” are modified to be construed as references to “referendum” by paragraph 1(3)(a) of this Schedule)—

(a) omit paragraph (a), and

(b) in paragraph (b) for “local government election” substitute “referendum”.”;

- (b) in Table 6 (the Representation of the People (England and Wales) Regulations 2001)—
- (i) in the entry which begins regulation 4(1)(b), for “K” substitute “K1”;
 - (ii) in the entry for regulation 61C after “statement” insert “or document”;
 - (iii) for the entry for regulation 79(3) to (5) substitute—

“Regulation 79(2A), (2B), (4) and (4A) In paragraph (4A) for “polling agents” (alternative means of returning postal ballot paper or postal voting statement) substitute “polling observers (if any)”.

Regulation 79A (requirements of return of postal voting documents form)

Regulation 79B (rejection of postal voting documents handed in at a polling station)

Regulation 79C (procedure for dealing with rejected postal voting documents handed in at a polling station) In paragraph (2) for “polling agents” substitute “polling observers (if any)”

Regulation 79D (postal voting documents left behind at a polling station)”;

- (iv) after the entry for regulation 82 insert—

“Regulation 82A (postal voting documents handed in to the returning officer) In paragraph (1), for the words from “in accordance with” to the end substitute “in accordance with rule 36(4)(a) of the Local Government Finance Act Referendums Rules or rule 38(8)(a) of the Local Government Finance Act (Combination of Polls) Rules”.

Regulation 82B (rejection of postal voting documents handed in to the returning officer)

Regulation 82C (procedure for dealing with rejected postal voting documents handed in to the returning officer)

Regulation 82D (postal voting documents left behind with the returning officer)

Regulation 82E (opening of delivered or collected packets of postal voting documents)”;

(v) in the entry for regulation 87, in the first column after “ballot papers” insert “or postal voting documents”;

(vi) in the entry for Schedule 3, Form K, for “Form K” substitute “Form K1”.

(4) In Schedule 5 (the Local Government Finance Act referendums (combination of polls) rules)

(a) in rule 17 (equipment of polling stations), in paragraph (10), for the voting instructions for election of the mayor of London (which begins “#On the ballot paper”) substitute—

“#Vote for ONLY ONE candidate by putting a cross [X] in the box next to your choice.”;

(b) in rule 23 (admission to polling station), in paragraph (1) after sub-paragraph (b) insert—

“(ba) persons aged 18 or over returning a postal ballot paper or postal voting statement by hand in accordance with rule 38(8)(b);”;

(c) in rule 38 (the count), in paragraph (7)—

(i) omit the “and” at the end of sub-paragraph (c);

(ii) after sub-paragraph (d) insert—

“and

(e) the postal ballot paper is not one that falls to be rejected in accordance with regulation 79B, 79D, 82B or 82D of the Representation of the People (England and Wales) Regulations 2001.”;

(d) in Part 8 (appendix of forms), for the form of postal voting statement (for use where there is joint issue and receipt of postal ballot papers), the form of postal voting statement (for use when a referendum poll is combined with another poll but the postal ballot papers are not combined), the form of the official postal poll card (to be sent to a voter voting by post) and the form of the official proxy postal poll card (to be sent to an appointed proxy voting by post) substitute the corresponding forms set out in Part 2 of Schedule 5 to these Regulations.

The Police and Crime Commissioner Elections Order 2012

8.—(1) The Police and Crime Commissioner Elections Order 2012⁽²⁹⁾ is amended as follows.

(2) In article 2 (interpretation), in paragraph (1), in the appropriate places insert—

““left behind postal voting document” is a postal voting document that is left behind at a polling station or left for the returning officer without being handed in and for which no return of postal voting documents form has been completed;”;

““postal voting document” means a postal ballot paper, postal voting statement or other document that has been issued to a person for the purpose of enabling the person to vote by post at a PCC election;”;

““relevant officer” means—

(a) where a postal voting document is handed in at a polling station—

(i) the person presiding at the polling station, or

(ii) a clerk at the polling station;

(29) S.I. 2012/1917; relevant amending instruments are S.I. 2014/921, 2020/190, 2022/1354.

(b) where a postal voting document is handed in to the local returning officer, a person acting under the authority of that officer;”;

““return of postal voting documents form” has the meaning given in paragraph 43A of Schedule 2;”.

(3) In article 22 (requirement of secrecy) after paragraph (5) insert—

“(5A) No person may—

- (a) except for some purpose authorised by law, obtain or attempt to obtain information, or communicate at any time to any other person any information, as to the number or other unique identifying mark on the back of a ballot paper sent to a person for voting by post at a PCC election;
- (b) except for some purpose authorised by law, obtain or attempt to obtain information, or communicate at any time to any other person any information, as to the official mark on a ballot paper sent to a person for voting by post at a PCC election;
- (c) obtain or attempt to obtain information, in the circumstances mentioned in paragraph (5B), as to the candidate for whom a person voting by post at a PCC election (“V”) is about to vote or has voted;
- (d) communicate at any time to any other person information obtained in contravention of sub-paragraph (c).

(5B) The circumstances referred to in paragraph (5A)(c) are where V is about to mark, is in the process of marking, or has just marked, a ballot paper sent to V for voting by post at the election.

(5C) But—

- (a) a person (“E”) who is voting by proxy does not contravene paragraph (5A) by obtaining or attempting to obtain from the person appointed as E’s proxy information as to a matter mentioned in sub-paragraph (a) or (c) of that paragraph that relates to E’s vote, and
- (b) a person who is appointed as proxy for an elector does not contravene paragraph (5A) by communicating to that elector information as to a matter mentioned in sub-paragraph (a) or (c) of that paragraph that relates to that elector’s vote.

(5D) Paragraphs (5A)(c) and (d) do not apply where the purpose (or main purpose) for which the information is sought or communicated is its use for the purposes of—

- (a) a published statement relating to the way in which voters intend to vote or have voted at the PCC election, or
- (b) a published forecast as to the result of that election which is based on information given by voters.

(5E) In paragraph (5D)—

- (a) “forecast” includes estimate;
- (b) “published” means made available to the public at large or to any section of the public, in whatever form and by whatever means;
- (c) the reference to the result of the PCC election is a reference to the result of the election either as a whole or so far as any particular candidate or candidates at the election is or are concerned.

(5F) A person voting as proxy for an elector at a PCC election—

- (a) must not communicate at any time to any person other than that elector any information as to the candidate for whom the person is about to vote, or has voted, as proxy for that elector;
 - (b) except for some purpose authorised by law, must not communicate at any time to any person other than that elector the number or other unique identifying mark on the back of a ballot paper sent or delivered to the person for voting as proxy for that elector.”.
- (4) In article 75 (persons reported personally guilty of corrupt and illegal practices), in paragraph (2)(b)(i)—
- (a) for “or 62B” substitute “, 62B or 112A”;
 - (b) for “paragraph 10” substitute “paragraph 9A or 10”.
- (5) In article 77 (incapacities on conviction of corrupt or illegal practice), in paragraph (2)(a)(i)—
- (a) for “or 62B” substitute “, 62B or 112A”;
 - (b) for “paragraph 10” substitute “paragraph 9A or 10”.
- (6) In Schedule 2 (absent voting at PCC elections)—
- (a) after paragraph 9 (offences as to declarations or forms used for purposes of postal and proxy vote applications) insert—

“Offence of handling postal voting documents by political campaigners

9A.—(1) A person who is a political campaigner in respect of a PCC election commits an offence if the person handles a postal voting document that has been issued to another person for use in that election.

(2) But a person who handles a postal voting document for use in a PCC election does not commit the offence if—

- (a) the person is responsible for, or assists with, the conduct of that election (for example as a police area returning officer or a local returning officer or a person working under the direction of such an officer),
- (b) the person is engaged in the business of a postal operator, or
- (c) the person is employed or engaged in a role the duties of which include the handling of postal packets on behalf of members of an organisation or the occupants of a communal building,

and the handling is consistent with the person’s duties in that capacity.

(3) Nor does a person commit the offence if the person—

- (a) is the other person’s spouse, civil partner, parent, grandparent, brother, sister, child or grandchild, or
- (b) provides regular care for, or is employed or engaged by an organisation which provides care for, the other person.

(4) It is a defence for a person charged with the offence to show that the person did not dishonestly handle the postal voting document for the purpose of promoting a particular outcome at a PCC election.

(5) Where sufficient evidence is adduced to raise an issue with respect to the defence under sub-paragraph (4), the court must assume that the defence is satisfied unless the prosecution proves beyond reasonable doubt that it is not.

(6) A person is guilty of a corrupt practice if the person—

- (a) commits the offence under sub-paragraph (1), or

(b) aids, abets, counsels or procures the commission of that offence.

(7) For the purposes of this paragraph a person is a political campaigner in respect of a PCC election if any of the following applies—

- (a) the person is a candidate at the election;
- (b) the person is an election agent of a candidate at the election;
- (c) the person is a sub-agent of a person within paragraph (b);
- (d) the person is employed or engaged by a person who is a candidate at the election for the purposes of that person's activities as a candidate;
- (e) the person is a member of a registered political party and carries on an activity designed to promote a particular outcome at the election;
- (f) the person is employed or engaged by a registered political party in connection with the party's political activities;
- (g) the person is employed or engaged by a person within any of paragraphs (a) to (f) to carry on an activity designed to promote a particular outcome at the election;
- (h) the person is employed or engaged by a person within paragraph (g) to carry on an activity designed to promote a particular outcome at the election.

(8) In this paragraph—

“postal operator” has the same meaning as in Part 3 of the Postal Services Act 2011⁽³⁰⁾;

“postal voting document” has the meaning given in article 2(1) but also includes an envelope that has been issued to a person for the purpose of enabling the person to vote by post at a PCC election.

(9) For the purposes of this paragraph, an envelope—

- (a) that is not a postal voting document within the meaning of sub-paragraph (8), but
- (b) that contains a postal ballot paper or postal voting statement that has been issued to a person for the purpose of enabling the person to vote by post at a PCC election,

is to be treated as if it were a postal voting document that has been issued to the person for use in the election.

(10) In this paragraph, any reference to a person who is “engaged” by another person, or to a person who provides care for another person, includes a reference to a person who is engaged or provides care otherwise than for payment or promise of payment.

(11) For the purposes of sub-paragraph (3)(a), two people living together as if they were a married couple or civil partners are treated as if they were spouses or civil partners of each other.”;

(b) in paragraph 29 (combination of polls)—

(i) in sub-paragraph (1), after “local referendum may,” insert “subject to sub-paragraph (1A) and”;

(ii) after sub-paragraph (1) insert—

“(1A) Sub-paragraph (1) does not apply where the polls of a PCC election and any of the following are taken together—

- (a) a local government election in Wales;

⁽³⁰⁾ 2011 c. 5. See section 27(3) to (5).

- (b) an election described in section 15(1)(d)(v) of the Representation of the People Act 1985;
 - (c) a referendum in Wales described in section 15(3)(a)(v) or (vi) of the Representation of the People Act 1985;”;
- (iii) omit sub-paragraph (3);
- (c) in paragraph 34 (notification of requirement of secrecy), for “sub-paragraphs (5) and (7)” substitute “paragraphs (6) and (8)”;
- (d) in paragraph 43 (alternative means of returning postal ballot paper or postal voting statement)—
 - (i) in sub-paragraph (3)—
 - (aa) for “sub-paragraph (4)” substitute “sub-paragraphs (3A) and (4)”;
 - (bb) after “that station” insert “and any return of postal voting documents form”;
 - (ii) after sub-paragraph (3) insert—

“(3A) A postal ballot paper or postal voting statement may only be delivered to the local returning officer in accordance with sub-paragraph (3) if the requirements of paragraph 43A are met and the paper and statement are not rejected in accordance with paragraph 43B or 43D.”;
 - (iii) in sub-paragraph (4), after “statement” insert “and any return of postal voting documents form”;
 - (iv) for sub-paragraph (5) substitute—

“(5) Where the local returning officer collects, or causes to be collected, any postal ballot paper or postal voting statement or return of postal voting documents form in accordance with sub-paragraph (4), the presiding officer must first make up into separate packets sealed with the presiding officer’s own seal and the seals of such polling agents as are present and desire to affix their seals with a description of its contents written on each packet—

 - (a) the postal ballot papers and postal voting statements; and
 - (b) the return of postal voting documents forms for those postal ballot papers and postal voting statements.”;
- (e) after paragraph 43 insert—

“Requirements of return of postal voting documents form

- 43A.—**(1) The requirements of this paragraph are—
- (a) the person handing in a postal voting document (“P”) completes a form containing the following information (a “return of postal voting documents form”)—
 - (i) P’s name and address,
 - (ii) whether P is handing in P’s own postal voting documents,
 - (iii) the number of other electors for whom P is handing in postal voting documents,
 - (iv) the total number of envelopes containing postal ballot papers P is handing in, including P’s own,
 - (v) the reason P is handing in postal voting documents for other electors,

- (vi) a declaration by P that P has not handed in postal voting documents at any polling station or to the returning officer for a total of more than the number of electors other than P set out in paragraph 43B(1)(c) or 46B(1)(c), including those being handed in at that time and either—
 - (aa) that to the best of P’s knowledge, P is not a political campaigner for whom it is an offence to handle the postal voting documents concerned in accordance with paragraph 9A, or
 - (bb) that P is a political campaigner and is only handing in postal voting documents for P and for P’s spouse, civil partner, parent, grandparent, brother, sister, child or grandchild, or someone for whom P provides regular care or for whom regular care is provided by an organisation which employs or engages P, and
 - (b) the relevant officer has endorsed the return of postal voting documents form returned by P to confirm the relevant officer’s name and that—
 - (i) the relevant officer is satisfied that the form has been completed properly and provides the information required by sub-paragraph (a),
 - (ii) the relevant officer does not suspect that the number of electors other than P for whom P is handing in postal voting documents exceeds the number specified in paragraph 43B(1)(b) or (c), or in paragraph 46B(1)(b) or (c),
 - (iii) the relevant officer does not suspect that P is a political campaigner who is committing an offence under paragraph 9A, and
 - (iv) the postal voting documents to which the form relates are not rejected.
- (2) For the purposes of sub-paragraph (1)(a)(vi)(bb), two people living together as if they were a married couple or civil partners are treated as if they were spouses or civil partners of each other.

Rejection of postal voting documents handed in at a polling station

43B.—(1) A relevant officer must reject—

- (a) all postal voting documents handed in by P where P fails to fully complete the return of postal voting documents form with the required information;
 - (b) all postal voting documents handed in by P other than P’s own postal voting documents where the relevant officer has reasonable cause to suspect that the documents are handed in on behalf of more than five other electors;
 - (c) a postal voting document handed in by P or all postal voting documents handed in together by P (other than P’s own postal voting documents) where the relevant officer has reasonable cause to suspect that, taking that document or those documents together with any postal voting documents handed in by P on any previous occasion in respect of the same election, or in respect of an election in England for which the day of poll is the same as the election to which the documents relate (whether to a polling station or to the returning officer and disregarding any that were rejected), P has handed in postal voting documents on behalf of more than five other electors.
- (2) Where P hands in one or more proxy postal ballot papers completed by P as proxy for another elector, for “five” in sub-paragraph (1)(b) and (c), substitute the number that is five minus the number of proxy postal ballot papers P hands in.

(3) A relevant officer may reject a postal voting document handed in by P where the relevant officer knows or has reasonable cause to suspect that, in handing in the document, P is committing an offence under paragraph 9A.

Procedure for dealing with rejected postal voting documents handed in at a polling station

43C.—(1) Where any postal voting document has been rejected in accordance with paragraph 43B the relevant officer must indicate this, together with the reason or reasons for the rejection and the relevant officer’s name, on the return of postal voting documents form and attach the form to the postal voting documents concerned.

(2) The presiding officer must make up a packet (or packets) of the rejected postal voting documents and the accompanying return of postal voting documents forms, sealed with the presiding officer’s own seal and the seals of such polling agents as are present and desire to affix their seals with a description of its contents written on each packet.

(3) Where a return of postal voting documents form relates to postal voting documents which have not all been rejected, that form must be dealt with as if it related just to the rejected postal voting documents, and the postal voting documents which have been rejected must be noted on it.

(4) The presiding officer must deliver, or cause to be delivered, those packets in the same manner and at the same time as the presiding officer delivers, or causes to be delivered, the packets referred to in rule 47(1) of the PCC elections rules.

Postal voting documents left behind at a polling station

43D.—(1) Where a person leaves a left behind postal voting document at a polling station, the relevant officer must reject that left behind postal voting document.

(2) The relevant officer must—

- (a) write on a return of postal voting documents form to confirm that the postal voting document is a left behind postal voting document,
- (b) write the relevant officer’s name on that form, and
- (c) attach that form to the left behind postal voting document.

(3) Left behind postal voting documents and the attached return of postal voting documents forms must be included in the packet of rejected postal voting documents and forms made up in accordance with paragraph 43C(2).”;

- (f) in paragraph 46 (receipt of covering envelope), in paragraph (1) for “(whether by hand or by post)” substitute “by post”;
- (g) after paragraph 46 insert—

“Postal voting documents handed in to the returning officer

46A.—(1) Subject to sub-paragraphs (2) and (3), the relevant officer must deliver to the local returning officer—

- (a) any postal voting document handed in under paragraph 43(2) before the close of the poll, and
- (b) the return of postal voting documents form completed in respect of it.

(2) A postal voting document may only be delivered to the local returning officer in accordance with sub-paragraph (1) if the requirements of regulation 43A are met and the paper and statement are not rejected in accordance with regulation 46B or 46D.

(3) Before delivering them to the local returning officer in accordance with sub-paragraph (1), the relevant officer must first make up into separate packets with a description of its contents written on each packet which is then sealed up—

- (a) the postal voting documents;
- (b) the return of postal voting documents forms for those postal voting documents.

Rejection of postal voting documents handed in to the returning officer

46B.—(1) The relevant officer must reject—

- (a) all postal voting documents handed in by P in accordance with paragraph 43(2) where P fails to fully complete the return of postal voting documents form with the required information;
- (b) all postal voting documents handed in by P in accordance with paragraph 43(2) other than P’s own postal voting documents where the relevant officer has reasonable cause to suspect that the documents are handed in on behalf of more than five other electors;
- (c) a postal voting document handed in by P or all postal voting documents handed in together by P in accordance with paragraph 43(2) (other than P’s own postal voting documents) where the relevant officer has reasonable cause to suspect that, taking that document or those documents together with any postal voting documents handed in by P on any previous occasion in respect of the same election or in respect of an election in England for which the day of poll is the same as the election to which the documents relate (whether to a polling station or to the returning officer and disregarding any that were rejected), P has handed in postal voting documents on behalf of more than five other electors.

(2) Where P hands in one or more proxy postal ballot papers completed by P as proxy for another elector, for “five” in sub-paragraphs (1)(b) and (c), substitute the number that is five minus the number of proxy postal ballot papers P hands in.

(3) The relevant officer may reject a postal voting document handed in by P where the relevant officer knows or has reasonable cause to suspect that, in handing in the document, P is committing an offence under paragraph 9A.

Procedure for dealing with rejected postal voting documents handed in to the returning officer

46C.—(1) Where any postal voting document has been rejected in accordance with regulation 46B the relevant officer must indicate this, together with the reason or reasons for the rejection and the relevant officer’s name, on the return of postal voting documents form and attach the form to the postal voting documents concerned.

(2) The relevant officer must make up a packet (or packets) of the rejected postal voting documents and the accompanying return of postal voting documents forms which must be sealed up with a description of its contents written on each packet.

(3) Where a return of postal voting documents form relates to postal voting documents which have not all been rejected, that form must be dealt with as if it related just to rejected postal voting documents, and the postal voting documents which have been rejected must be noted on it.

(4) The relevant officer must deliver those packets to the local returning officer before the close of the poll.

Postal voting documents left behind with the returning officer

46D.—(1) Where a person leaves a left behind postal voting document with the relevant officer in accordance with paragraph 43(2), the relevant officer must reject that left behind postal voting document.

(2) The relevant officer must—

- (a) write on a return of postal voting documents form to confirm that the postal voting document is a left behind postal voting document,
- (b) write the relevant officer’s name on that form, and
- (c) attach that form to the left behind postal voting document.

(3) Left behind postal voting documents and the attached return of postal voting documents forms must be included in the packet of rejected postal voting documents and forms made up in accordance with regulation 46C(2).

Opening of delivered or collected packets of postal voting documents

46E.—(1) Sub-paragraph (2) applies to the packets of postal voting documents delivered to or collected by the local returning officer in accordance with paragraph 43(3) or (4) or 46A(1).

(2) Paragraphs 33(2), 44, 45(6), 47(1) and 48 apply to a packet to which this sub-paragraph applies as if that packet were a postal voters’ ballot box.”;

(h) in paragraph 55 (lists of rejected postal ballot papers)

(i) in the heading and in sub-paragraph (1), after “papers” insert “or other postal voting documents”;

(ii) after sub-paragraph (5) insert—

“(6) In the fourth list, the officer must, subject to sub-paragraph (9), record in relation to any elector whose postal voting documents were rejected in accordance with paragraph 43B or 46B or were left behind postal voting documents—

- (a) the elector’s name and address (and the name and address of the proxy if the elector has a proxy),
- (b) the elector’s number on the register of electors (and that of the proxy if the elector has a proxy),
- (c) the specified reason or reasons for the rejection of the postal voting documents,
- (d) an indication as to whether the postal voting documents included a postal ballot paper the number of which matched the postal ballot paper number marked on the postal voting statement, and
- (e) any other information relating to the rejection that the officer considers appropriate, but not the postal ballot paper number.

(7) The specified reasons that may be given under sub-paragraph (6)(c) for the rejection of the postal voting document are—

- (a) the postal voting documents were handed in at a polling station or to the returning officer but the return of postal voting documents form was not fully completed with the required information;

- (b) the postal voting documents were handed in at a polling station or to the returning officer but the number of postal voting documents handed in exceeded or was suspected to exceed the permitted number;
 - (c) the postal voting documents were handed in by a political campaigner who was not permitted to hand in those postal voting documents;
 - (d) the postal voting documents were left behind postal voting documents.
- (8) In compiling the fourth list the returning officer must open separately each covering envelope (including an envelope described in paragraph 46(2)) and each ballot paper envelope.
- (9) The obligation in sub-paragraph (6) does not apply where an elector's rejected postal voting documents do not include a postal voting statement.”;
- (i) in paragraph 57 (sealing of packets), in sub-paragraph (1)—
 - (i) omit the “and” at the end of paragraph (e);
 - (ii) after paragraph (f) insert—
 - “and
 - (g) the packets of rejected postal voting documents and accompanying return of postal voting documents forms made up in accordance with paragraphs 43C(2) and 46C(2),”;
- (j) in paragraph 59 (forwarding of documents)—
 - (i) in sub-paragraph (1)(a) after “42A(2),” insert “43(5)(b), 46A(3)(b),”;
 - (ii) in sub-paragraph (1)(c)—
 - (aa) for “list” substitute “lists”;
 - (bb) after “55(4)” insert “and (6)”;
 - (iii) in sub-paragraph (4) after “55(4)” insert “and (6)”;
- (k) in paragraph 59A (notification of a rejected postal voting statement)—
 - (i) in the heading for “statement” substitute “document”;
 - (ii) in sub-paragraph (1) after “55(4)” insert “, or on the list compiled under paragraph 55(6) with an indication in accordance with paragraph 55(6)(d) that a postal ballot paper was included in rejected postal voting documents,”;
 - (iii) in sub-paragraph (1)(a)—
 - (aa) the words from “the local returning officer” to the end becomes sub-paragraph (i);
 - (bb) after that sub-paragraph (i) insert—
 - “(ii) the postal ballot paper was handed in at a polling station and the relevant officer—
 - (aa) was not satisfied that the return of postal voting documents form had been completed properly and provided the required information,
 - (bb) suspected that the person handing it in had handed in postal ballot papers on behalf of more than the permitted number of electors, or
 - (cc) suspected that the person handing it in was a political campaigner who was committing an offence under paragraph 9A;

- (iii) the postal ballot paper was a left behind postal voting document;”;
 - (iv) in sub-paragraph (1)(c)—
 - (aa) the words from “in paragraph 55(5)” to the end become sub-paragraph (i);
 - (bb) after that sub-paragraph (i) insert—
 - “(ii) paragraph 55(7) applied to the absent voter’s postal ballot paper.”;
 - (v) in sub-paragraph (2)(b) at the end insert “except where that offence is committed by a political campaigner under paragraph 9A”;
 - (l) in paragraph 60 (forms), for form 2 (postal voting statement where PCC election taken alone), form 4 (postal voting statement where polls are combined but proceedings on issue and receipt of postal ballot papers are not combined) and form 5 (statement of the number of postal ballot papers issued) substitute the corresponding forms set out in Part 1 of Schedule 6 to these Regulations.
- (7) In Schedule 3 (rules for the conduct of PCC elections where poll not taken together with poll at another election)—
- (a) in rule 32 (notification of requirement of secrecy), in paragraph (1)—
 - (i) in sub-paragraph (a) for “(4) and (7)” substitute “(5) and (8)”;
 - (ii) in sub-paragraph (b) for “22(2), (3) and (7)” substitute “22(3), (4) and (8)”;
 - (b) in rule 34 (admission to polling stations), in paragraph (1) after sub-paragraph (b) insert—
 - “(ba) persons aged 18 or over returning a postal ballot paper or postal voting statement by hand in accordance with paragraph 43(1) of Schedule 2”;
 - (c) in rule 49 (procedure of verification at ballot paper accounts), in paragraph (2)—
 - (i) omit the “and” at the end of sub-paragraph (c);
 - (ii) after sub-paragraph (d) insert—
 - “and
 - (e) the postal ballot paper is not one that falls to be rejected in accordance with paragraph 43B, 43D, 46B or 46D of Schedule 2.”;
 - (d) in rule 70 (forms), for form 12 (official postal poll card) and form 14 (official postal proxy poll card) substitute the corresponding forms set out in Part 2 of Schedule 6 to these Regulations.
- (8) In Schedule 4 (combination of polls), in paragraph 27 (notification of requirement of secrecy), in the wording substituted for rule 32 by that paragraph—
- (a) in paragraph (1)—
 - (i) in sub-paragraph (a) for “(4) and (7)” substitute “(5) and (8)”;
 - (ii) in sub-paragraph (b) for “22(2), (3) and (7)” substitute “22(3), (4) and (8)”;
 - (b) in paragraph (2) for “22(2) and (7)” substitute “22(3) and (8)”.
- (9) In the table in Part 1 of Schedule 9 (application to PCC elections of existing provisions about legal proceedings), in the modifications to section 168 of the Representation of the People Act 1983(31)—
- (a) after “60 or 62A” insert “or 112A”;
 - (b) for “paragraph 10” substitute “paragraph 9A or 10”.

(31) Section 168 was amended by paragraph 8 of Schedule 3 and paragraph 57 of Schedule 4 to the Representation of the People Act 1985 (c. 50), paragraph 121 of Schedule 1 to the Electoral Administration Act 2006 (c. 22), by paragraph 11 of Schedule 2 to the Local Electoral Administration and Registration Services (Scotland) Act 2006 (asp 14) and by section 4(4) of the Elections Act 2022 (c. 37).

- (10) In Schedule 10 (access to marked registers and other documents open to public inspection after an election), in paragraph 3 (inspection of documents open to inspection), in sub-paragraph (1) (b)—
- (a) in sub-paragraph (iv) after “55(4)” insert “or (6)”;
 - (b) after sub-paragraph (iv) insert—
 - “(v) return of postal voting documents forms.”.

The Neighbourhood Planning (Referendums) Regulations 2012

9.—(1) The Neighbourhood Planning (Referendums) Regulations 2012⁽³²⁾ are amended as follows.

- (2) In Schedule 3 (the neighbourhood planning referendums rules)—
- (a) in rule 22 (admission to polling station), in paragraph (1) after sub-paragraph (b) insert—
 - “(ba) persons aged 18 or over returning a postal ballot paper or postal voting statement by hand in accordance with rule 37(4)(b);”;
 - (b) in rule 37 (the count), in paragraph (3)—
 - (i) omit the “and” at the end of sub-paragraph (c);
 - (ii) after sub-paragraph (d) insert—
 - “and
 - (e) the postal ballot paper is not one that falls to be rejected in accordance with regulation 79B, 79D, 82B or 82D of the Representation of the People (England and Wales) Regulations 2001.”;
 - (c) in Part 8 (appendix of forms), for form 6 (postal voting statement), form 8 (official postal poll card) and form 10 (official proxy postal poll card) substitute the corresponding forms set out in Part 1 of Schedule 7 to these Regulations.
- (3) In Schedule 4 (application, with modification, of other Acts and subordinate legislation)—
- (a) in Table 1 (Representation of the People Act 1983)—
 - (i) in the entry for section 66 (requirement of secrecy), in the second column after the modification already listed insert—
 - “In subsection (6A), in the definition of “relevant election” (in which all references to “election” are modified to be construed as references to “referendum” by regulation 8(4)(a))—
 - (a) omit paragraph (a), and
 - (b) in paragraph (b) omit “under the local government Act”.”;
 - (ii) after the entry for section 112 (providing money for illegal purposes) insert the following entry—

“Section 112A (handling of postal voting documents by political campaigners) In subsection (7)—

- (a) omit paragraphs (a) to (d),
- (b) in paragraph (g) for “any of paragraphs (a) to (f)” substitute “paragraph (e) or (f)”, and

(32) S.I. 2012/2031; relevant amending instruments are S.I. 2013/798, 2014/333, 2018/1310.

Status: This is the original version (as it was originally made). This item of legislation is currently only available in its original format.

(c) after paragraph (h) insert—

“(i) a person involved in the conduct or management of a campaign conducted with a view to promoting or procuring a particular outcome in relation to the question to be asked in the relevant referendum.”.

In subsection (8), in the definition of “relevant election” (in which all references to “election” are modified to be construed as references to “referendum” by regulation 8(4)(a))—

(a) omit paragraph (a), and

(b) in paragraph (b) for “local government election” substitute “referendum”.”;

(b) in Table 6 (the Representation of the People (England and Wales) Regulations 2001)—

- (i) in the entry which begins regulation 4(1)(b), for “K” substitute “K1”;
- (ii) in the entry for regulation 61C after “statement” insert “or document”;
- (iii) for the entry for regulation 79(3) to (5) substitute—

“Regulation 79(2A), (2B), (4) and (4A) In paragraph (4A) for “polling agents” (alternative means of returning postal ballot paper or postal voting statement) substitute “polling observers (if any)”.

After paragraph (4A) insert—

“(4B) For the purpose of paragraph (4A), in relation to a referendum under Schedule 4B to the Town and Country Planning Act 1990, “polling observer” has the meaning given in regulation 2 of the Neighbourhood Planning (Referendums) Regulations 2012”.

Regulation 79A (requirements of return of postal voting documents form)

Regulation 79B (rejection of postal voting documents handed in at a polling station)

Regulation 79C (procedure for dealing with rejected postal voting documents handed in at a polling station)

In paragraph (2) for “polling agents” substitute “polling observers (if any)”.

After paragraph (4) insert—

“(5) for the purpose of paragraph (2), in relation to a referendum under Schedule 4B to the Town and Country Planning Act 1990, “polling observer” has the meaning

given in regulation 2 of the Neighbourhood Planning (Referendums) Regulations 2012.”.

Regulation 79D (postal voting documents left behind at a polling station”);

(iv) after the entry for regulation 82 insert—

“Regulation 82A (postal voting documents handed in to the returning officer) In paragraph (1), for the words from “in accordance with” to the end substitute “in accordance with rule 37(4)(a) of the Neighbourhood Planning Referendums Rules or rule 37(6)(a) of the Neighbourhood Planning Referendums (Combination of Polls) Rules”.

Regulation 82B (rejection of postal voting documents handed in to the returning officer)

Regulation 82C (procedure for dealing with rejected postal voting documents handed in to the returning officer)

Regulation 82D (postal voting documents left behind with the returning officer)

Regulation 82E (opening of delivered or collected packets of postal voting documents”);

(v) in the entry for regulation 87, in the first column after “ballot papers” insert “or postal voting documents”;

(vi) in the entry for Schedule 3, Form K, for “Form K” substitute “Form K1”.

(4) In Schedule 5 (the neighbourhood planning referendums (combination of polls) rules)—

(a) in rule 18 (equipment of polling stations), in paragraph (10), for the voting instructions for election of the mayor of London (which begins “#On the ballot paper”) substitute—

“#Vote for ONLY ONE candidate by putting a cross [X] in the box next to your choice.”;

(b) in rule 22 (admission to polling station) in paragraph (1) after sub-paragraph (b) insert—

“(ba) persons aged 18 or over returning a postal ballot paper or postal voting statement by hand in accordance with rule 37(6)(b);”;

(c) in rule 37 (the count), in paragraph (5)—

(i) omit the “and” at the end of sub-paragraph (c);

(ii) after sub-paragraph (d) insert—

“and

(e) the postal ballot paper is not one that falls to be rejected in accordance with regulation 79B, 79D, 82B or 82D of the Representation of the People (England and Wales) Regulations 2001.”;

(d) in Part 8 (appendix of forms), for form 6 (postal voting statement for use where there is joint issue and receipt of postal ballot papers), form 7 (postal voting statement for use where a referendum poll is combined with another poll but the postal ballot papers are not combined), form 9 (official postal poll card to be sent to a voter voting by post) and

form 11 (official proxy postal poll card to be sent to an appointed proxy voting by post) substitute the corresponding forms set out in Part 2 of Schedule 7 to the Regulations.

- (5) In Schedule 7 (the neighbourhood planning business referendums rules)—
- (a) in rule 2 (interpretation), in paragraph (1), in the appropriate places, insert—
- “‘left behind postal voting document’ is a postal voting document that is left behind at a polling station or left for the returning officer without being handed in and for which no return of postal voting documents form has been completed;”;
- “‘postal voting document’ means a postal ballot paper, postal voting statement or other document that has been issued to a person for the purpose of enabling the person to vote by post in a business referendum;”;
- “‘relevant officer’ means—
- (a) where a postal voting document is handed in at a polling station—
- (i) the person presiding at the polling station, or
- (ii) a clerk at the polling station;
- (b) where a postal voting document is handed into the counting officer, a person acting under the authority of that officer;”;
- “‘return of postal voting documents form’ has the meaning given in rule 27A;”;
- (b) in rule 27 (alternative means of returning postal ballot paper or postal voting statement)—
- (i) in paragraph (3)—
- (aa) for “paragraph (4)” substitute “paragraphs (3A) and (4)”;
- (bb) after “that station” insert “and any return of postal voting documents form”;
- (ii) after paragraph (3) insert—
- “(3A) A postal ballot paper or postal voting statement may only be delivered to the counting officer in accordance with paragraph (3) if the requirements of rule 27A are met and the paper and statement are not rejected in accordance with rule 27B or 27D.”;
- (iii) in paragraph (4), after “statement” insert “and any return of postal voting documents form”;
- (iv) for paragraph (5) substitute—
- “(5) Where the counting officer collects, or causes to be collected, any postal ballot paper or postal voting statement or return of postal voting documents form in accordance with paragraph (4) the presiding officer must first make up into separate packets sealed with the presiding officer’s own seal and the seals of such polling observers as are present and desire to affix their seals with a description of its contents written on each packet—
- (a) the postal ballot papers and postal voting statements; and
- (b) the return of postal voting documents forms for those postal ballot papers and postal voting statements.”;
- (c) after rule 27 insert—

“Requirements of return of postal voting documents form

27A. The requirements of this rule are—

- (a) the person handing in a postal voting document (“P”) completes a form containing the following information (a “return of postal voting documents form”)—
 - (i) P’s name and address,
 - (ii) whether P is handing in P’s own postal voting documents,
 - (iii) the number of other named voters for whom P is handing in postal voting documents,
 - (iv) the total number of envelopes containing postal ballot papers P is handing in, including P’s own,
 - (v) the reason P is handing in postal voting documents for other named voters,
 - (vi) a declaration by P that P has not handed in postal voting documents at any polling station or to the counting officer for a total of more than the number of named voters other than P set out in rule 27B(1)(c) or 30B(1)(c), including those being handed in at that time and that to the best of P’s knowledge, P is not a political campaigner for whom it is an offence to handle the postal voting documents concerned in accordance with section 112A of the 1983 Act;
- (b) the relevant officer has endorsed the return of postal voting documents form returned by P to confirm the relevant officer’s name and that—
 - (i) the relevant officer is satisfied that the form has been completed properly and provides the information required by paragraph (a),
 - (ii) the relevant officer does not suspect that the number of named voters other than P for whom P is handing in postal voting documents exceeds the number of named voters specified in rule 27B(1)(b) or (c), or rule 30B(1)(b) or (c),
 - (iii) the relevant officer does not suspect that P is a political campaigner who is committing an offence under section 112A of the 1983 Act, and
 - (iv) the postal voting documents to which the form relates are not rejected.

Rejection of postal voting documents handed in at a polling station

27B.—(1) A relevant officer must reject—

- (a) all postal voting documents handed in by P where P fails to fully complete the return of postal voting documents form with the required information;
- (b) all postal voting documents handed in by P other than P’s own postal voting documents where the relevant officer has reasonable cause to suspect that the documents are handed in on behalf of more than five other named voters; and
- (c) a postal voting document handed in by P or all postal voting documents handed in together by P (other than P’s own postal voting documents) where the relevant officer has reasonable cause to suspect that, taking that document or those documents together with any postal voting documents handed in by P on any previous occasion in respect of the same referendum, or in respect of an election or referendum for which the day of poll is the same as the referendum to which the documents relate (whether at a polling station or to the counting officer and disregarding any that were rejected), P has handed in postal voting documents on behalf of more than five other named voters.

(2) Where P hands in one or more proxy postal ballot papers completed by P as proxy for another named voter, for “five” in paragraphs (1)(b) and (c), substitute the number that is five minus the number of proxy postal ballot papers P hands in.

(3) A relevant officer may reject a postal voting document handed in by P where the relevant officer knows or has reasonable cause to suspect that, in handing in the document, P is committing an offence under section 112A of the 1983 Act.

Procedure for dealing with rejected postal voting documents handed in at a polling station

27C.—(1) Where any postal voting document has been rejected in accordance with rule 27B the relevant officer must indicate this, together with the reason or reasons for the rejection and the relevant officer’s name, on the return of postal voting documents form and attach the form to the postal voting documents concerned.

(2) The presiding officer must make up a packet (or packets) of the rejected postal voting documents and the accompanying return of postal voting documents forms, sealed with the presiding officer’s own seal and the seals of such polling observers as are present and desire to affix their seals with a description of its contents written on each packet.

(3) Where a return of postal voting documents form relates to postal voting documents which have not all been rejected, that form must be dealt with as if it related just to rejected postal voting documents, and the postal voting documents which have been rejected must be noted on it.

(4) The presiding officer must deliver, or cause to be delivered, to the counting officer, those packets in the same manner and at the same time as the presiding officer delivers, or causes to be delivered, to the counting officer, the packets referred to in rule 62.

Postal voting documents left behind at a polling station

27D.—(1) Where a person leaves a left behind postal voting document at a polling station, the relevant officer must reject that left behind postal voting document.

(2) The relevant officer must—

- (a) write on a return of postal voting documents form to confirm that the postal voting document is a left behind postal voting document,
- (b) write the relevant officer’s name on that form, and
- (c) attach that form to the left behind postal voting document.

(3) Left behind postal voting documents and the attached return of postal voting documents forms must be included in the packet of rejected postal voting documents and forms made up in accordance with rule 27C(2).”;

- (d) in rule 30 (receipt of covering envelope) for “(whether by hand or by post)” substitute “by post”;
- (e) after rule 30 insert—

“Postal voting documents handed in to the counting officer

30A.—(1) Subject to paragraphs (2) and (3), the relevant officer must deliver to the counting officer—

- (a) any postal voting document handed in under rule 64(4)(a) before the close of the poll, and
- (b) the return of postal voting documents form completed in respect of it.

(2) A postal voting document may only be delivered to the counting officer in accordance with paragraph (1) if the requirements of rule 27A are met and the document is not rejected in accordance with rule 30B or 30D.

(3) Before delivering them to the counting officer in accordance with paragraph (1), the relevant officer must first make up into separate packets with a description of its contents written on each packet which is then sealed up—

- (a) the postal voting documents;
- (b) the return of postal voting documents forms for those postal voting documents.

Rejection of postal voting documents handed in to the counting officer

30B.—(1) The relevant officer must reject—

- (a) all postal voting documents handed in by P where P fails to fully complete the return of postal voting documents form with the required information;
- (b) all postal voting documents handed in by P other than P’s own postal voting documents where the relevant officer has reasonable cause to suspect that the documents are handed in on behalf of more than five other named voters;
- (c) a postal voting document handed in by P or all postal voting documents handed in together by P (other than P’s own postal voting documents) where the relevant officer has reasonable cause to suspect that, taking that document or those documents together with any postal voting documents handed in by P on any previous occasion in respect of the same business referendum, or in respect of an election or referendum for which the day of poll is the same as the referendum to which the documents relate (whether to a polling station or to the counting officer and disregarding any that were rejected), P has handed in postal voting documents on behalf of more than five other named voters.

(2) Where P hands in one or more proxy postal ballot papers completed by P as proxy for another named voter, for “five” in paragraphs (1)(b) and (c), substitute the number that is five minus the number of proxy postal ballot papers P hands in.

(3) The relevant officer may reject a postal voting document handed in by P where the relevant officer knows or has reasonable cause to suspect that, in handing in the document, P is committing an offence under section 112A of the 1983 Act.

Procedure for dealing with rejected postal voting documents handed in to the counting officer

30C.—(1) Where any postal voting document has been rejected in accordance with rule 30B the relevant officer must indicate this, together with the reason or reasons for the rejection and the relevant officer’s name, on the return of postal voting documents form and attach the form to the postal voting documents concerned.

(2) The relevant officer must make up a packet (or packets) of the rejected postal voting documents and the accompanying return of postal voting documents forms which must be sealed up with a description of its contents written on each packet.

(3) Where a return of postal voting documents form relates to postal voting documents which have not all been rejected, that form must be dealt with as if it related just to rejected postal voting documents, and the postal voting documents which have been rejected must be noted on it.

(4) The relevant officer must deliver those packets to the counting officer before the close of the poll.

Postal voting documents left behind with the counting officer

30D.—(1) This rule applies to a postal voting document to which rule 64(4)(a) applies and which is a left behind postal voting document.

(2) The relevant officer must—

- (a) reject the left behind postal voting document,
- (b) write on a return of postal voting documents form to confirm that the postal voting document is a left behind postal voting document,
- (c) write the relevant officer’s name on that form, and
- (d) attach that form to the left behind postal voting document.

(3) Left behind postal voting documents and the attached return of postal voting documents forms must be included in the packet of rejected postal voting documents and forms made up in accordance with regulation 30C(2).

Opening of delivered or collected packets of postal voting documents

30E.—(1) Paragraph (2) applies to the packets of postal voting documents delivered to or collected by the returning officer in accordance with rule 27(3) or (4) or 30A(1).

(2) Rules 28, 29(6), 31(1) and 32 apply to a packet to which this paragraph applies as if that packet were a postal voters’ ballot box.”;

- (f) in rule 41 (sealing of receptacles), in paragraph (1) after sub-paragraph (f) insert—
 - “(g) the packets of rejected postal voting documents and accompanying return of postal voting documents forms made up in accordance with rules 27C(2) and 30C(2),”;
 - (g) in rule 42 (forwarding of documents), in paragraph (1)(a) after “26(8),” insert “27(5)(b), 30A(3)(b),”;
 - (h) in rule 49 (admission to polling station) in paragraph (1) after sub-paragraph (b) insert—
 - “(ba) persons aged 18 or over returning a postal ballot paper or postal voting statement by hand in accordance with rule 64(4)(b);”;
 - (i) in rule 64 (the count), in paragraph (3)—
 - (i) omit the “and” at the end of sub-paragraph (c);
 - (ii) after sub-paragraph (d) insert—
 - “and
 - (e) the postal ballot paper is not one that falls to be rejected in accordance with rule 27B, 27D, 30B or 30D.”;
 - (j) in Part 10 (appendix of forms), for form 4 (form of business referendum postal voting statement) substitute the corresponding form set out in Part 3 of Schedule 7 to these Regulations.
- (6) In Schedule 8, in Table 1 (Representation of the People Act 1983)—
- (a) in the entry for section 66 (requirement of secrecy)—
 - (i) in the first column after “except” insert “(5),”;
 - (ii) in the second column—
 - (aa) in the first line, for “(4)” substitute “(4B)”;
 - (bb) after substituted subsection (3) insert—

“(3A) No person may—

- (a) except for some purpose authorised by law, obtain or attempt to obtain information, or communicate at any time to any other person any information, as to the number or other unique identifying mark on the back of a ballot paper sent to a named voter for voting by post at a business referendum;
- (b) except for some purpose authorised by law, obtain or attempt to obtain information, or communicate at any time to any other person any information, as to the official mark on a ballot paper sent to a named voter for voting by post at a business referendum;
- (c) obtain or attempt to obtain information, in the circumstances mentioned in subsection (3B), as to the answer for which a named voter voting by post at a business referendum (“V”) is about to vote or has voted;
- (d) communicate at any time to any other person information obtained in contravention of paragraph (c).

(3B) The circumstances referred to in subsection (3A)(c) are where V is about to mark, is in the process of marking, or has just marked, a ballot paper sent to V for voting by post at the business referendum.

(3C) But—

- (a) a business vote holder who has named another individual as voting on their behalf does not contravene subsection (3A) by obtaining or attempting to obtain from the named voter information as to a matter mentioned in paragraphs (a) or (c) of that subsection that relates to the business vote holder’s vote, and
- (b) a named voter who has been named as voting on behalf of a business vote holder does not contravene subsection (3A) by communicating to that business vote holder information as to a matter mentioned in paragraphs (a) or (c) of that subsection that relates to that business vote holder’s vote.

(3D) Subsections (3A)(c) and (d) do not apply where the purpose (or main purpose) for which the information is sought or communicated is its use for the purposes of—

- (a) a published statement relating to the way in which voters intend to vote or have voted at the business referendum, or
- (b) a published forecast as to the result of that referendum which is based on information given by voters.

(3E) In subsection (3D)—

- (a) “forecast” includes estimate;
- (b) “published” means made available to the public at large or to any section of the public, in whatever form and by whatever means;
- (c) the reference to the result of the business referendum is a reference to the result of the referendum as a whole or so far as any particular answer of the referendum is concerned.

(3F) A named voter who has been named as voting on behalf of a business vote holder at a business referendum—

Status: This is the original version (as it was originally made). This item of legislation is currently only available in its original format.

- (a) must not communicate at any time to any person other than that business vote holder any information as to the answer for which the named voter is about to vote, or has voted, on behalf of the business vote holder;
 - (b) except for some purpose authorised by law, must not communicate at any time to any person other than that business vote holder the number or other unique identifying mark on the back of a ballot paper sent or delivered to the named voter for voting on behalf of the business vote holder.”;
- (cc) after substituted subsection (4) insert—
- “(4A) No person having undertaken to assist a relevant named voter to vote at a business referendum may communicate at any time to any person except that voter any information as to—
- (a) the answer for which the relevant named voter intends to vote or has voted, or
 - (b) the number or other unique identifying mark on the back of the ballot paper given for the use of the relevant named voter.
- (4B) In subsection (4A) “relevant named voter” means a named voter who is blind, has another disability, or is unable to read.”;
- (dd) after the substituted text, insert—
- “In subsection (6A), in the definition of “relevant election” (in which all references to “election” are modified to be construed as references to “business referendum” by regulation 17(6)(a))—
- (a) omit paragraph (a), and
 - (b) in paragraph (b) omit “under the local government Act”.”;
- (b) after the entry for section 112 (providing money for illegal purposes) insert—

“Section 112A (handling of postal voting documents by political campaigners) In subsection (7)—

- (a) omit paragraphs (a) to (d),
 - (b) in paragraph (g) for “any of paragraphs (a) to (f)” substitute “paragraph (e) or (f)”, and
 - (c) after paragraph (h) insert—
- “(i) a person involved in the conduct or management of a campaign conducted with a view to promoting or procuring a particular outcome in relation to the question to be asked in the relevant business referendum.”.

In subsection (8), in the definition of “relevant election” (in which all references to “election” are modified to be construed as references to “business referendum” by regulation 17(6)(a))

(a) omit paragraph (a), and

(b) in paragraph (b) for “local government election” substitute “business referendum”.”

The Recall of MPs Act 2015 (Recall Petition) Regulations 2016

10.—(1) The Recall of MPs Act 2015 (Recall Petition) Regulations 2016(**33**) are amended as follows.

(2) In regulation 2 (application)—

(a) in paragraph (2)—

(i) after sub-paragraph (m) insert—

“(ma) regulation 99B (rejection of postal petition documents handed in at a petition signing place);

(mb) regulation 99C (procedure for dealing with rejected postal petition documents handed in at a petition signing place);

(mc) regulation 99D (postal petition documents left behind at a petition signing place);”;

(ii) in sub-paragraphs (p) and (q), for “signing sheets” substituted “petition documents”;

(iii) in sub-paragraph (r), for “statement” substitute “document”;

(b) in paragraph (5), after sub-paragraph (m) insert—

“(ma) regulation 110A (list of rejected postal petition documents: Northern Ireland);

(mb) regulation 115A (notification of a rejected postal petition document: Northern Ireland).”.

(3) In regulation 3 (interpretation), in paragraph (1), in the appropriate places, insert—

““left behind postal petition document” is a postal petition document that is left behind at a signing place or left for the petition officer without being handed in and for which no return of postal petition documents form has been completed;”;

““postal petition document” means a postal signing sheet, postal petition statement, declaration of identity or other document that has been issued to a person for the purpose of enabling the person to sign by post at a recall petition;”;

““relevant officer” means—

(a) where a postal petition document is handed in at a petition signing place—

(i) the petition clerk, or

(ii) an assistant appointed to assist the petition clerk;

(b) where a postal petition document is handed in to the petition officer, a person acting under the authority of that officer;”;

““return of postal petition documents form” has the meaning given in regulation 99A;”.

(4) In regulation 22 (admission to petition signing place) in paragraph (1) after sub-paragraph (b) insert—

“(ba) in England, Wales and Scotland, persons aged 18 or over returning a postal petition document by hand in accordance with regulation 99(1)(a)(i);”.

- (5) In regulation 39 (the count)—
- (a) in paragraph (3)—
- (i) at the end of sub-paragraph (c), omit “and”;
- (ii) after sub-paragraph (d) insert—
- “and
- (e) the postal signing sheet is not one that falls to be rejected in accordance with regulation 99B or 102B.”;
- (b) in paragraph (5)—
- (i) at the end of sub-paragraph (b), omit “and”;
- (ii) after sub-paragraph (c) insert—
- “and
- (d) the postal signing sheet is not one that falls to be rejected in accordance with regulation 102B.”.
- (6) In regulation 46(2) (retention and disposal of documents: England and Wales and Northern Ireland) after “Ireland)” insert “and 110A (list of rejected postal petition documents: Northern Ireland)”.
- (7) In regulation 99 (alternative means of returning postal signing sheets, postal petition statements and declarations of identity)—
- (a) for paragraph (1) substitute—
- “(1) For the purposes of regulation 39(3) and (5) (the count)—
- (a) for a recall petition held in England, Wales or Scotland—
- (i) the manner in which a postal signing sheet and postal petition statement may be returned to any petition signing place is by hand;
- (ii) the manner in which such a sheet and statement may be returned to the petition officer is by hand or by post;
- (b) for a recall petition held in Northern Ireland, the manner in which a postal signing sheet and declaration of identity may be returned to the petition officer is by hand or by post.”;
- (b) in paragraph (2)—
- (i) for “Subject to paragraph (3),” substitute “Where paragraph (1)(a) applies, subject to paragraphs (2A) and (3)”;
- (ii) for “, postal petition statement or declaration of identity” substitute “or postal petition statement”;
- (iii) after “signing place” insert “and any return of postal petition documents form”;
- (c) after paragraph (2) insert—
- “(2A) A petition signing sheet or postal petition statement may only be delivered to the petition officer in accordance with paragraph (2) if the requirements of regulation 99A are met and the sheet and statement are not rejected in accordance with regulation 99B or 99D.”;
- (d) in paragraph (3) for “declaration of identity” substitute “return of postal petition documents form”;
- (e) for paragraph (4) substitute—
- “(4) Where the petition officer collects, or causes to be collected, any postal signing sheet, postal petition statement or return of postal petition documents form in accordance

with paragraph (3) the petition clerk must first make up into separate packets sealed with the petition clerk's own seal with a description of its contents written on each packet—

- (a) the postal signing sheets and postal petition statements;
- (b) the return of postal petition documents forms for those postal signing sheets and postal petition statements.”.

(8) After regulation 99 insert—

“Requirements of return of postal petition documents form

99A.—(1) The requirements of this regulation are—

- (a) the person handing in a postal petition document (“P”) completes a form containing the following information (a “return of postal petition documents form”)—
 - (i) P's name and address,
 - (ii) whether P is handing in P's own postal petition documents,
 - (iii) the number of other electors for whom P is handing in postal petition documents,
 - (iv) the total number of envelopes containing postal signing sheets P is handing in, including P's own,
 - (v) the reason P is handing in postal petition documents for other electors,
 - (vi) a declaration by P that P has not handed in postal petition documents at any signing place or to the petition officer for a total of more than the number of electors other than P set out in regulation 99B(1)(c) or 102B(1)(c), including those being handed in at that time and either—
 - (aa) that to the best of P's knowledge, P is not a political campaigner for whom it is an offence to handle the postal petition documents concerned in accordance with regulation 122A,
 - (bb) that P is a political campaigner and is only handing in postal petition documents for P and for P's spouse, civil partner, parent, grandparent, brother, sister, child or grandchild, or someone for whom P provides regular care or for whom regular care is provided by an organisation which employs or engages P,
- (b) the relevant officer has endorsed the return of postal petition documents form returned by P to confirm the relevant officer's name and that—
 - (i) the relevant officer is satisfied that the form has been completed properly and provides the information required by paragraph (a),
 - (ii) the relevant officer does not suspect that the number of electors other than P for whom P is handing in postal petition documents exceeds the number of electors specified in regulation 99B(1)(b) or 102B(1)(b),
 - (iii) the relevant officer does not suspect that P is a political campaigner who is committing an offence under regulation 122A, and
 - (iv) the postal petition documents to which the form relates are not rejected.

(2) For the purposes of paragraph (1)(a)(vi)(bb), two people living together as if they were a married couple or civil partners are treated as if they were spouses or civil partners of each other.

Rejection of postal petition documents handed in at a petition signing place

99B.—(1) A relevant officer must reject—

- (a) all postal petition documents handed in by P where P fails to fully complete the return of postal petition documents form with the required information;
- (b) all postal petition documents handed in by P other than P’s own postal petition documents where the relevant officer has reasonable cause to suspect that the documents are handed in on behalf of more than five other electors;
- (c) a postal petition document handed in by P or all postal petition documents handed in together by P (other than P’s own postal petition documents) where the relevant officer has reasonable cause to suspect that, taking that document or those documents together with any postal petition documents handed in by P on any previous occasion in respect of the same petition (whether to a signing place or to the petition officer and disregarding any that were rejected), P has handed in postal petition documents on behalf of more than five other electors.

(2) Where P hands in one or more proxy postal signing papers completed by P as proxy for another elector, for “five” in paragraphs (1)(b) and (c), substitute the number that is five minus the number of proxy postal signing papers P hands in.

(3) A relevant officer may reject a postal petition document handed in by P where the relevant officer knows or has reasonable cause to suspect that, in handing in the document, P is committing an offence under regulation 122A.

Procedure for dealing with rejected postal petition documents handed in at a petition signing place

99C.—(1) Where any postal petition document has been rejected in accordance with regulation 99B the relevant officer must indicate this, together with the reason or reasons for the rejection and the relevant officer’s name, on the return of postal petition documents form and attach the form to the postal petition documents concerned.

(2) The petition clerk must make up a packet (or packets) of the rejected postal petition documents and the accompanying return of postal petition documents forms, sealed with the petition clerk’s own seal with a description of its contents written on each packet.

(3) Where a return of postal petition documents form relates to postal petition documents which have not all been rejected, that form must be dealt with as if it related just to rejected postal petition documents, and the postal petition documents which have been rejected must be noted on it.

(4) The petition clerk must deliver, or cause to be delivered, those packets in the same manner and at the same time as the petition clerk delivers, or causes to be delivered, the packets referred to in regulation 37.

Postal petition documents left behind at a petition signing place

99D.—(1) Where a person leaves a left behind postal petition document at a signing place, the relevant officer must reject that left behind postal petition document.

(2) The relevant officer must—

- (a) write on a return of postal petition documents form to confirm that the postal petition document is a left behind postal petition document,
- (b) write the relevant officer’s name on that form, and
- (c) attach that form to the left behind postal petition document.

(3) Left behind postal petition documents and the attached return of postal petition documents forms must be included in the packet of rejected postal petition documents and forms made up in accordance with regulation 99C(2).”

(9) In regulation 102 (receipt of covering envelopes) for “(whether by hand of post)” substitute “by post”.

(10) After regulation 102 insert—

“Postal petition documents handed in to the petition officer

102A.—(1) Subject to paragraphs (2) and (3), the relevant officer must deliver to the petition officer—

- (a) any postal petition document handed in under regulation 99(1)(a)(ii) or (b) before the end of the signing period, and
- (b) the return of postal petition documents form completed in respect of it.

(2) A postal petition document may only be delivered to the petition officer in accordance with paragraph (1) if the requirements of regulation 99A are met and the document is not rejected in accordance with regulation 102B or 102D.

(3) Before delivering them to the petition officer in accordance with paragraph (1), the relevant officer must first make up into separate packets with a description of its contents written on each packet which is then sealed up—

- (a) the postal petition documents;
- (b) the return of postal petition documents forms for those postal petition documents.

Rejection of postal petition documents handed in to the petition officer

102B.—(1) The relevant officer must reject—

- (a) all postal petition documents handed in by P where P fails to fully complete the return of postal petition documents form with the required information;
- (b) all postal petition documents handed in by P other than P’s own postal petition documents where the relevant officer has reasonable cause to suspect that the documents are handed in on behalf of more than five other electors;
- (c) a postal petition document handed in by P or all postal petition documents handed in together by P (other than P’s own postal petition documents) where the relevant officer has reasonable cause to suspect that, taking that document or those documents together with any postal petition documents handed in by P on any previous occasion in respect of the same petition (whether to a signing place or to the petition officer and disregarding any that were rejected), P has handed in postal voting documents on behalf of more than five other electors.

(2) Where P hands in one or more proxy postal petition documents completed by P as proxy for another elector, for “five” in paragraphs (1)(b) and (c), substitute the number that is five minus the number of proxy postal petition documents P hands in.

(3) The relevant officer may reject a postal petition document handed in by P where the relevant officer knows or has reasonable cause to suspect that, in handing in the document, P is committing an offence under regulation 122A.

Procedure for dealing with rejected postal petition documents handed in to the petition officer

102C.—(1) Where any postal petition document has been rejected in accordance with regulation 102B the relevant officer must indicate this, together with the reason or reasons for the rejection and the relevant officer’s name, on the return of postal petition documents form and attach the form to the postal petition documents concerned.

(2) The relevant officer must make up a packet (or packets) of the rejected postal petition documents and the accompanying return of postal petition documents forms which must be sealed up with a description of its contents written on each packet.

(3) Where a return of postal petition documents form relates to postal petition documents which have not all been rejected, that form must be dealt with as if it related just to rejected postal petition documents, and the postal petition documents which have been rejected must be noted on it.

(4) The relevant officer must deliver those packets to the petition officer before the end of the signing period.

Postal petition documents left behind with the petition officer

102D.—(1) This regulation applies to a postal petition document to which regulation 102A(1) applies which is a left behind postal petition document.

(2) The relevant officer must—

- (a) reject that left behind postal petition document,
- (b) write on a return of postal petition documents form to confirm that the postal petition document is a left behind postal petition document,
- (c) write the relevant officer’s name on that form, and
- (d) attach that form to the left behind postal petition document.

(3) Left behind postal petition documents and the attached return of postal petition documents forms must be included in the packet of rejected postal petition documents and forms made up in accordance with regulation 102C(2).

Opening of delivered or collected packets of postal petition documents

102E.—(1) Paragraph (2) applies to the packets of postal petition documents delivered to or collected by the returning officer in accordance with regulation 99(2) or (3) or 102A(1).

(2) Regulations 101(6), 103(1) and 104 apply to a packet to which this paragraph applies as if that packet were a postal signers’ ballot box.”

(11) In regulation 106 (confirming receipt of postal signing statements: England and Wales and Scotland), in paragraph (1)(b)—

- (a) after “either of the” insert “first or second”;
- (b) for “signing sheets” substitute “petition documents”.

(12) In regulation 110 (lists of rejected postal signing sheets: England and Wales and Scotland)—

- (a) in the heading, for “signing sheets” substitute “petition documents”;
- (b) in paragraph (1)—
 - (i) for “three” substitute “four”;
 - (ii) for “signing sheets” in both places substitute “petition documents”;
- (c) after paragraph (5) insert—

“(6) In the fourth list, the petition clerk must, subject to paragraph (9), record in relation to any elector whose postal petition documents were rejected in accordance with regulation 99B or 102B, or were left behind postal petition documents—

- (a) the elector’s name and address (and the name and address of the proxy if the elector has a proxy);
- (b) the elector’s number on the register of electors (and that of the proxy if the elector has a proxy),
- (c) the specified reason or reasons for the rejection of the postal petition documents,
- (d) an indication as to whether the postal petition documents included a postal signing sheet the number of which matched the postal signing sheet number marked on the postal petition statement, and
- (e) any other information relating to the rejection that the petition officer considers appropriate, but not the postal signing sheet number.

(7) The specified reasons that may be given under sub-paragraph (6)(c) for the rejection of the postal petition documents are—

- (a) the postal petition documents were handed in at a signing place or to the petition officer but the return of postal petition documents form was not fully completed with the required information;
- (b) the postal petition documents were handed in at a signing place or to the petition officer but the number of postal petition documents handed in exceeded or was suspected to exceed the permitted number;
- (c) the postal petition documents were handed in by a political campaigner who was not permitted to hand in those postal petition documents;
- (d) the postal petition documents were left behind postal petition documents.

(8) In compiling the fourth list the petition officer must open separately each covering envelope (including an envelope described in regulation 102(2)) and each signing sheet envelope.

(9) The obligation in paragraph (6) does not apply where an elector’s rejected postal petition documents do not include a postal petition statement.”.

(13) After regulation 110 insert—

“List of rejected postal petition documents: Northern Ireland

110A.—(1) In respect of any petition, the petition officer must keep a list relating to rejected postal petition documents as required by this regulation.

(2) The petition officer must, subject to paragraph (5), record in relation to any elector whose postal petition documents were rejected in accordance with regulation 102B, or were left behind postal petition documents—

- (a) the elector’s name and address (and the name and address of the proxy if the elector has a proxy),
- (b) the elector’s number on the register of electors (and that of the proxy if the elector has a proxy),
- (c) the specified reason or reasons for the rejection of the postal petition documents,
- (d) an indication as to whether the postal petition documents included a postal signing sheet the number of which matched the postal signing sheet number marked on the postal petition statement, and

- (e) any other information relating to the rejection that the petition officer considers appropriate, but not the postal signing sheet number.
- (3) The specified reasons that may be given under sub-paragraph (2)(c) for the rejection of the postal petition documents are—
- (a) the postal petition documents were handed in to the petition officer but the return of postal petition documents form was not fully completed with the required information;
 - (b) the postal petition documents were handed in to the petition officer but the number of postal petition documents handed in exceeded or was suspected to exceed the permitted number;
 - (c) the postal petition documents were handed in by a political campaigner who was not permitted to hand in those postal petition documents;
 - (d) the postal petition documents were left behind postal petition documents.
- (4) In compiling the list the petition officer must open separately each covering envelope (including an envelope described in regulation 102(2)) and each signing sheet envelope.
- (5) The obligation in paragraph (2) does not apply where an elector’s rejected postal petition documents do not include a postal petition statement.”.
- (14) In regulation 111 (checking lists of rejected postal signing sheets: England and Wales and Scotland), in the heading for “signing sheets” substitute “petition documents”.
- (15) In regulation 112 (sealing of receptacles)—
- (a) in paragraph (1), after sub-paragraph (e) insert—
 - “(f) the packets of rejected postal petition documents and accompanying return of postal petition documents forms made up in accordance with regulation 99C(2) and 102C(2),”;
 - (b) in paragraph (2), after sub-paragraph (c) insert—
 - “(d) the packets of rejected postal petition documents and accompanying return of postal petition documents forms made up in accordance with regulation 102C(2),”.
- (16) In regulation 114 (forwarding of documents)—
- (a) in paragraph (1)(a), after “(cancellation of postal signing sheets),” insert “regulation 99(4) (alternative means of returning postal signing sheets, postal petition statements and declarations of identity), 102A(3)(b) (postal petition documents handed in to the petition officer),”;
 - (b) in paragraph (3)—
 - (i) for “list” in each place it occurs substitute “lists”;
 - (ii) in sub-paragraph (a), for “(lists of rejected postal signing sheets)” substitute “and (6) or regulation 110A(1) (lists of rejected postal petition documents)”;
 - (iii) in sub-paragraph (b), after “110(4)” insert “and (6) or regulation 110A(1)”;
 - (c) in paragraph (4)—
 - (i) for “list” substitute “lists”;
 - (ii) for “(lists of rejected postal signing sheets)” substitute “and (6) or regulation 110A(1) (lists of rejected postal petition documents)”.
- (17) In regulation 115 (notification of a rejected postal petition statement: England and Wales and Scotland)—
- (a) in the heading for “statement” substitute “document”;

- (b) in paragraph (1)—
 - (i) for “(lists of rejected postal signing sheets)” substitute “, or on the list compiled under regulation 110(6) (list of rejected postal petition documents) with an indication in accordance with regulation 110(6)(d) that a postal signing sheet was included in rejected postal petition documents,”;
 - (ii) in sub-paragraph (a)—
 - (aa) the words from “the petition officer” to the end become paragraph (i);
 - (bb) after that paragraph (i) insert—
 - “(ii) the postal signing sheet was handed in and the relevant officer—
 - (aa) was not satisfied that the return of postal petition documents form had been completed properly and provided the required information;
 - (bb) suspected that the person handing it in had handed in postal signing sheets on behalf of more than the permitted number of electors;
 - (cc) suspected that the person handing it in was a political campaigner who was committing an offence under regulation 122A;
 - (iii) the postal signing sheet was a left behind postal petition document;”;
 - (iii) in sub-paragraph (c)—
 - (aa) the words from “in regulation” to the end become paragraph (i);
 - (bb) after that paragraph (i) insert—
 - “(ii) in regulation 110(7) applied to the postal signing sheet.”;
 - (c) in paragraph (2)(b) at the end insert “except where that offence is committed by a political campaigner under regulation 122A”.
- (18) After regulation 115 insert—

“Notification of a rejected postal petition document: Northern Ireland

115A.—(1) Where an absent signer for a petition in Northern Ireland appears on the list compiled under regulation 110A (lists of rejected postal petition documents) with an indication in accordance with regulation 110A(2)(d) that a postal signing sheet was included in the rejected postal petition documents—

- (a) the petition officer must notify the absent signer (and the elector if the absent signer is a proxy) that the signing sheet concerned was rejected because—
 - (i) the postal signing sheet was handed in and the relevant officer—
 - (aa) was not satisfied that the return of postal petition documents form had been completed properly and provided the required information;
 - (bb) suspected that the person handing it in had handed in postal signing sheets on behalf of more than the permitted number of electors;
 - (cc) suspected that the person handing it in was a political campaigner who was committing an offence under regulation 122A;
 - (ii) the postal signing sheet was a left behind postal petition document;
- (b) the petition officer must send the notification as soon as possible, and within the period of three months beginning with the last day of the signing period; and

- (c) the notification must include information as to which of the specified reasons referred to in regulation 110A(3) applied to the postal signing sheet.
- (2) The petition officer is not obliged to send a notification—
 - (a) to any person who is no longer shown as signing the petition by post in the record kept under regulation 52(5) or regulation 58(7) at the time the petition officer proposes to send the notification, or
 - (b) where the petition officer suspects that an offence may have been committed in relation to the postal signing sheet or the absent signer’s entitlement to sign the petition under section 10 of the Act (persons entitled to sign a recall petition) except where that offence is committed by a political campaigner under regulation 112A.
- (3) A notification issued under paragraph (1) may also include any other information that the petition officer considers appropriate, but a notification must not include a date of birth or national insurance number.”.
- (19) After regulation 122 (tampering with signing sheets etc.) insert—

“Handling of postal petition documents by political campaigners

122A.—(1) A person who is a political campaigner in respect of a petition commits an offence if the person handles a postal petition document that has been issued to another person for use in that petition.

(2) But a person who handles a postal petition document for use in a petition does not commit the offence if—

- (a) the person is responsible for, or assists with, the conduct of that petition (for example as a petition officer or a person working under the direction of a petition officer),
- (b) the person is engaged in the business of a postal operator, or
- (c) the person is employed or engaged in a role the duties of which include the handling of postal packets on behalf of members of an organisation or the occupants of a communal building,

and the handling is consistent with the person’s duties in that capacity.

(3) Nor does a person commit the offence if the person—

- (a) is the other person’s spouse, civil partner, parent, grandparent, brother, sister, child or grandchild, or
- (b) provides regular care for, or is employed or engaged by an organisation which provides care for, the other person.

(4) It is a defence for a person charged with the offence to show that the person did not dishonestly handle the postal petition document for the purpose of promoting a particular outcome of a petition.

(5) Where sufficient evidence is adduced to raise an issue with respect to the defence under paragraph (4), the court must assume that the defence is satisfied unless the prosecution proves beyond reasonable doubt that it is not.

(6) A person is guilty of a corrupt practice if the person—

- (a) commits the offence under paragraph (1), or
- (b) aids, abets, counsels or procures the commission of that offence.

(7) For the purposes of this regulation a person is a political campaigner in respect of a petition if any of the following applies—

- (a) the person is the MP who is subject to the petition process;

- (b) the person is employed or engaged by the MP who is subject to the petition process for the purposes of their activities as an MP;
- (c) the person is a member of a registered political party and carries on an activity designed to promote a particular outcome of the petition;
- (d) the person is employed or engaged by a registered political party in connection with the party's political activities;
- (e) the person is employed or engaged by a person within any of sub-paragraphs (a) to (d) to carry on an activity designed to promote a particular outcome of the petition;
- (f) the person is employed or engaged by a person within sub-paragraph (e) to carry on an activity designed to promote a particular outcome of the petition;
- (g) the person is an accredited campaigner within the meaning of Part 5 of Schedule 3 to the Act(34).

(8) In this regulation—

“postal operator” has the same meaning as in Part 3 of the Postal Services Act 2011;

“postal petition document” includes an envelope that has been issued to a person for the purpose of enabling the person to sign a petition by post.

(9) For the purposes of this regulation, an envelope—

- (a) that is not a postal petition document, but
- (b) that contains a postal signing sheet, postal petition statement or declaration of identity that has been issued to a person for the purpose of enabling the person to sign a petition by post,

is to be treated as if it were a postal petition document that has been issued to the person for use in the petition.

(10) In this regulation, any reference to a person who is “engaged” by another person, or to a person who provides care for another person, includes a reference to a person who is engaged or provides care otherwise than for payment or promise of payment.

(11) For the purposes of paragraph (3)(a), two people living together as if they were a married couple or civil partners are treated as if they were spouses or civil partners of each other.”.

(20) In regulation 123 (requirement of secrecy)—

(a) after paragraph (4) insert—

“(4A) No person may—

- (a) except for some purpose authorised by law, obtain or attempt to obtain information, or communicate at any time to any other person any information, as to the number or other unique identifying mark on the back of a postal signing sheet issued to a person for signing a petition by post;
- (b) except for some purpose authorised by law, obtain or attempt to obtain information, or communicate at any time to any other person any information, as to the official mark on a postal signing sheet issued to a person for signing a petition by post;
- (c) obtain or attempt to obtain information, in the circumstances mentioned in paragraph (4B), as to whether a person issued with a postal signing sheet for signing a petition by post (“P”) has or has not signed the petition;

- (d) communicate at any time to any other person information obtained in contravention of sub-paragraph (c).
- (4B) The circumstances referred to in paragraph (4A)(c) are where P is about to mark, or is in the process of marking, or has just marked, a postal signing sheet issued to P for signing a petition by post.
- (4C) But—
 - (a) a person (“E”) who is signing a petition by proxy does not contravene paragraph (4A) by obtaining or attempting to obtain from the person entitled to sign the petition as E’s proxy information as to a matter mentioned in sub-paragraph (a) of that paragraph that relates to E’s signing of the petition, and
 - (b) a person who is entitled to sign a petition as E’s proxy does not contravene paragraph (4A) by communicating to E information as to a matter mentioned in sub-paragraph (a) of that paragraph that relates to E’s signing of the petition.
- (4D) Paragraphs (4A)(c) and (d) do not apply where the purpose (or main purpose) for which the information is sought or communicated is its use for the purpose of—
 - (a) a published statement relating to whether people entitled to sign the petition intend to sign it or have signed it, or
 - (b) a published forecast as to the result of that petition which is based on information given by people entitled to sign it.
- (4E) In paragraph (4D)—
 - (a) “forecast” includes estimate;
 - (b) “published” means made available to the public at large or to any section of the public, in whatever form and by whatever means.
- (4F) Where a person (“the proxy”) is entitled to sign a petition as proxy for another person (“E”)—
 - (a) the proxy must not communicate at any time to any person other than E any information as to whether the proxy is about to sign the petition, or has signed the petition, as proxy for E;
 - (b) except for some purpose authorised by law, the proxy must not communicate at any time to any person other than E the number or other unique identifying mark on the back of a signing sheet issued to the proxy for signing the petition as proxy for E.”;
- (b) in paragraph (6)—
 - (i) after “person” insert “who acts in contravention of this regulation is”;
 - (ii) for “under this regulation” substitute “and”.
- (21) In Schedule 2 (forms)—
 - (a) in Part 1 (United Kingdom), for form E (official petition notice for an elector who may sign the petition by post), form G (official petition notice for a proxy who may sign the petition by post), form K (postal petition statement) and form L (statement as to postal petition signing sheets, proxies and additional data) substitute the corresponding forms set out in Part 1 of Schedule 8 to these Regulations;
 - (b) in Part 3 (Northern Ireland), for form E (official petition notice for an elector who may sign the petition by post), form G (official petition notice for a proxy who may sign the petition by post), form L (statement as to postal petition signing sheets, proxies and additional data) and form M (declaration of identity) substitute the corresponding forms set out in Part 2 of Schedule 8 to these Regulations.

- (22) In Schedule 3 (access to marked registers after a petition), in paragraph 3 (inspection of documents open to public inspection), in sub-paragraph (1)(b)—
- (a) in sub-paragraph (iv), for “(lists of rejected postal signing sheets)” substitute “or (6) or regulation 110A(1) (lists of rejected postal petition documents);
 - (b) after sub-paragraph (iv) insert—
 - “(v) return of postal petition documents forms.”.
- (23) In Schedule 4 (legal proceedings: application to recall petitions of existing provisions)—
- (a) in paragraph 21, in the words substituted by sub-paragraph (b), for “or 120 (offences relating to applications for postal and proxy signing)” substitute “, 120 (offences relating to applications for postal and proxy signing) or 122A (handling of postal petition documents by political campaigners)”;
 - (b) in paragraph 26, for sub-paragraph (a) substitute—
 - “(a) in paragraph (a)(i), for the words from “section 60” to “above” substitute “regulation 118 (personation), regulation 120 (offences relating to applications for postal or proxy signing) or regulation 122A (handling of postal petition documents by political campaigners) of the Recall of MPs Act 2015 (Recall Petition) Regulations 2016”;
 - (c) in paragraph 28, for sub-paragraph (b) substitute—
 - “(b) in subsection (2), for the words from “section 60” to the end, substitute “regulation 118 (personation), regulation 120 (offences relating to applications for postal or proxy signing) or regulation 122A (handling of postal petition documents by political campaigners) of the Recall of MPs Act 2015 (Recall Petition) Regulations 2016, or an illegal practice under regulation 119 of those Regulations (other signing offences).”;

The Combined Authorities (Mayoral Elections) Order 2017

- 11.**—(1) The Combined Authorities (Mayoral Elections) Order 2017(**35**) is amended as follows.
- (2) In Schedule 1 (combined authorities mayoral elections rules)—
- (a) in rule 32 (admission to polling station), in paragraph (1) after sub-paragraph (b) insert—
 - “(ba) persons aged 18 or over returning a postal ballot paper or postal voting statement by hand in accordance with rule 47(3)(b),”;
 - (b) in rule 47 (procedure at verification of ballot paper accounts), in paragraph (2)—
 - (i) omit the “and” at the end of sub-paragraph (c);
 - (ii) after sub-paragraph (d) insert—
 - “and
 - (e) the postal ballot paper is not one that falls to be rejected in accordance with regulation 79B, 79D, 82B or 82D of the Representation of the People (England and Wales) Regulations 2001.”;
 - (c) in Part 9 (appendix of forms), for form 7 (postal voting statement), form 9 (official postal poll card) and form 11 (official proxy postal poll card) substitute the corresponding forms set out in Part 1 of Schedule 9 to these Regulations.
- (3) In Schedule 2 (modifications of Acts and statutory instrument), in paragraph 5 (Representation of the People (England and Wales) Regulations 2001)—

- (a) in sub-paragraph (5) for “after paragraph (b)” substitute “in paragraph (1), after sub-paragraph (b)”;
- (b) after sub-paragraph (6) insert—
 - “(6A) Regulation 82A (postal voting documents handed in to the returning officer) has effect as if, in paragraph (1), in sub-paragraph (b), after paragraph (i) there were inserted—
 - “(ia) rule 47(3)(a) or 50(6)(a) of the Combined Authority Mayoral Elections Rules;”.
- (4) In Schedule 3 (combined authority mayoral election (combination of polls) rules—
 - (a) in rule 32 (admission to polling station) in paragraph (1) after sub-paragraph (b) insert—
 - “(ba) persons aged 18 or over returning a postal ballot paper or postal voting statement by hand in accordance with rule 47(3)(b);”;
 - (b) in rule 47 (procedure at verification of ballot paper accounts) in paragraph (2)—
 - (i) omit the “and” at the end of sub-paragraph (c);
 - (ii) after sub-paragraph (d) insert—
 - “and
 - (e) the postal ballot paper is not one that falls to be rejected in accordance with regulation 79B, 79D, 82B or 82D of the Representation of the People (England and Wales) Regulations 2001.”;
 - (c) in Part 9 (appendix of forms), for forms 7(1) and 7(2) (postal voting statements), form 9 (official postal poll card) and form 11 (official proxy postal poll card) substitute the corresponding forms set out in Part 2 of Schedule 9 to these Regulations.

The Police and Crime Commissioner Elections (Welsh Forms) Order 2021

12. In Schedule 3 to the Police and Crime Commissioner Elections (Welsh Forms) Order 2021 (Welsh and English versions of prescribed forms)⁽³⁶⁾, for the following forms substitute the corresponding forms set out in Schedule 10 to these Regulations—

- (a) form 2 (postal voting statement where PCC election taken alone);
- (b) form 4 (postal voting statement where polls are combined but proceedings on issue and receipt of postal ballot papers are not combined);
- (c) form 5 (statement of the number of postal ballot papers issued);
- (d) form 12 (official postal poll card);
- (e) form 14 (official proxy postal poll card).

Signed by authority of the Secretary of State for Levelling Up, Housing and Communities

Jacob Young
Parliamentary Under Secretary of State
Department for Levelling Up, Housing and
Communities

20th November 2023

(36) [S.I. 2021/291](#), amended by [S.I. 2022/1354](#); there are other amending instruments but none is relevant.

Status: This is the original version (as it was originally made). This item of legislation is currently only available in its original format.

SCHEDULE 1

Regulation 2(13)

Representation of the People (England and Wales) Regulations 2001 forms

Form A1: official postal poll card to be sent to an elector voting by post

Front of card

Postal poll card	Your details:
Election of Member of Parliament for the [insert name of constituency] constituency	* [Elector's name and qualifying address details here]
Date of election [day] [date] [month] [year]	* Acting Returning Officer to omit where poll card sent to an anonymous elector. Poll card to an anonymous elector must be delivered in a sealed envelope
Voting information	Electoral register number:
We will send your postal vote around [day] [date] [month] [year] *[addressed to:]	Your postal vote
*[Elector's name and address]	<ul style="list-style-type: none">You will receive a postal vote for this election because you asked to vote by post.You will not be able to vote in a polling station.If you have not received your postal vote by [day] [date] [month] call [insert helpline number].
* Acting Returning Officer to omit where poll card sent to an anonymous elector.	If you lose your postal vote or make a mistake
	<ul style="list-style-type: none">Please phone the helpline immediately.We can only issue a replacement postal vote before 5pm on [day/date of deadline].

Please turn over

Rear of card

Status: This is the original version (as it was originally made). This item of legislation is currently only available in its original format.

How to vote

1. When you receive your postal vote, read the instructions carefully.
2. Your postal vote includes your ballot paper and a postal voting statement.
3. Complete both of these and return them immediately.
4. We need to receive your postal vote by **10pm on [day/date of poll]**.

If you miss the post, you can hand in your postal vote and/or the postal vote of others at the council office during office hours to a person authorised to receive postal votes, or at any polling station in the constituency before **10pm on [day] [date of poll]**.

It is an offence to:

- vote using a ballot paper that was not sent for your use or interfere with another voter's ballot paper
- vote more than once at the same election, unless you are voting on your own behalf and as a proxy for another person
- vote as a proxy on behalf of more than four electors, of which no more than two may be on behalf of other domestic electors (a domestic elector is one who is not an overseas or service elector).
- vote as a proxy for someone if you know that by law they are not allowed to vote

If you would rather vote in person, or ask someone else to vote on your behalf

- you must cancel your postal vote **before 5pm on [day/date of deadline]**.
- Please note that when voting in person, you or someone who is voting on your behalf must show an accepted form of photographic identification. For more information, please *[insert suggestion to call helpline and/or visit a relevant website, as appropriate]*.

Whether you vote in person or via post, it is an offence for someone to try to find out who you are voting for whilst you are putting your mark on your ballot paper, or to then reveal that information.

📞 If you need information in another format, please call our helpline below.

📞 If you need help to vote, you can ask someone you know or get independent help by calling our helpline:

[insert helpline and other details including website]

The Acting Returning Officer issued this card.

If undelivered return to
[insert return address]

Form B1: official proxy postal poll card to be sent to an appointed proxy voting by post
Front of card

Status: This is the original version (as it was originally made). This item of legislation is currently only available in its original format.

Proxy postal poll card
Election of Member of Parliament for the <i>[insert name of constituency]</i> constituency
Date of election <i>[day] [date] [month] [year]</i>

Voting information
We will send your postal vote around <i>[day] [date] [month] [year]</i> <i>*[addressed to:]</i>
<i>* [Proxy's name and qualifying address details here] * Acting Returning Officer to omit where poll card sent to the proxy of an anonymous elector. Poll card to proxy of an anonymous elector must be delivered in a sealed envelope.</i>

Please turn over

Rear of card

Voting as a proxy

** [The person named on the back of this card] [Another person] has appointed you as a proxy to vote on their behalf at this election.

** *If sent to the proxy of an anonymous elector omit the words in the first set of brackets, if not omit the words in the second set of brackets.*

Your postal vote

- You will receive a postal vote for this election because you asked to vote by post.
- You will not be able to vote as a proxy in a polling station.
- **If you have not received your postal vote by *[day] [date] [month]* call *[insert helpline number]*.**

Whether you vote in person or via post, it is an offence for someone else to try to find out who you are voting for whilst you are putting your mark on your ballot paper, or to then reveal that information.

Status: This is the original version (as it was originally made). This item of legislation is currently only available in its original format.

For this election you are proxy for:

- * [(Elector's name)
- (Elector's address)
- (Elector's number on register)]

[the person with this elector number: (Insert elector's number on register)]

* If anonymous elector omit the words in the first set of square brackets, if not omit the words in the second set of square brackets

How to vote

1. When you receive your postal vote, read the instructions carefully.
2. Your postal vote includes your ballot paper and a postal voting statement.
3. Complete both of these and return them immediately.
4. We need to receive your postal vote by **10pm on [day/date of poll]**.

If you miss the post, you can hand in your postal vote and/or the postal vote of others at the council office during office hours to a person authorised to receive postal votes, or at any polling station in the constituency before **10pm on [day] [date of poll]**.

i If you need information in another format, please call our helpline below.

i If you need help to vote, you can ask someone you know or get independent help by calling our helpline:

[insert helpline or other details including website]

If you lose your postal vote or make a mistake

- Please phone the helpline immediately.
- We can only issue a replacement postal vote before **5pm on [day/date of deadline]**.

If you would rather vote in person, you must cancel your postal vote before **5pm on [day/ date of deadline]**. Please note that when voting in person, you must show an accepted form of photographic identification and this must be your own identification, not that of the person you are voting on behalf of. For more information, please [insert suggestion to call helpline and/or visit a relevant website, as appropriate]

It is an offence to:

- vote using a ballot paper that was not sent for your use or interfere with another voter's ballot paper
- vote more than once at the same election, unless you are voting on your own behalf and as a proxy for another person
- vote as a proxy on behalf of more than four electors, of which no more than two may be on behalf of other domestic electors (a domestic elector is one who is not an overseas or service elector).
- vote as a proxy for someone if you know that by law they are not allowed to vote

The Acting Returning Officer issued this card.

If undelivered return to
[Insert return address]

Form G: postal voting statement for use at a parliamentary election taken alone

Front of form

Status: This is the original version (as it was originally made). This item of legislation is currently only available in its original format.

Postal voting statement	[Space for barcode]												
Election of Member of Parliament for the [insert name of constituency] constituency													
Date of election [day] [date] [month] [year]													
Important – you must fill in and return this postal voting statement with your completed ballot paper for it to be counted.													
Please read the instructions carefully and use a black pen.													
* Name _____ Ballot paper number _____													
* Acting Returning Officer to insert name but omit where sent to an anonymous elector													
(!) Check that the number on the back of your ballot paper matches the number shown above. If these do not match, call us immediately on [insert helpline number].													
I am the person the ballot paper numbered above was sent to.													
My Date of Birth is:	<table border="1"><tr><td><input type="text"/></td><td><input type="text"/></td><td><input type="text"/></td><td><input type="text"/></td><td><input type="text"/></td><td><input type="text"/></td></tr><tr><td>Day</td><td>Month</td><td colspan="4">Year</td></tr></table>	<input type="text"/>	<input type="text"/>	<input type="text"/>	<input type="text"/>	<input type="text"/>	<input type="text"/>	Day	Month	Year			
<input type="text"/>	<input type="text"/>	<input type="text"/>	<input type="text"/>	<input type="text"/>	<input type="text"/>								
Day	Month	Year											
* My Signature is: (You must sign inside the box)	<div style="border: 1px solid black; height: 80px; width: 100%;"></div>												
* Acting Returning Officer to indicate where the elector has been granted a waiver and that a signature is not required													
We will check this information against our records for security.													
It is an offence to vote using a ballot paper that was not sent for your use or interfere with another voter's ballot paper. It is an offence to vote more than once at the same election (unless you are appointed as a proxy).													
Acting Returning Officer to add pictorial guidance as appropriate.													

Rear of form

Status: This is the original version (as it was originally made). This item of legislation is currently only available in its original format.

Instructions for voting by post

Please read through carefully. If you need help, please call us on *[insert helpline number]*

1. For your vote to be counted, you must fill in and return this postal voting statement with your ballot paper.
2. Make sure you have filled in the **date of birth** **[and signature] box[es]* on this postal voting statement.
**Acting Returning Officer to indicate where the elector has been granted a waiver and that a signature is not required*
3. Vote for **only one candidate** by putting a cross in the box next to your choice on the ballot paper.
4. Do not mark the ballot paper in any other way or your votes may not count.
5. We must get your postal vote by **10pm on [day] [date of poll]**.
6. If you miss the post, you can hand in your postal vote and/or the postal vote of others at the council office during office hours to a person authorised to receive postal votes or at any polling station in the constituency before **10pm on [day] [date of poll]**.
7. You will be provided with a form which you must complete for the postal vote(s) you are handing in to be accepted.
8. You can hand in your own postal vote and postal votes for up to 5 other voters.
9. If you are a political campaigner - you can only hand in your own postal vote plus the votes of up to 5 family members or people for whom you provide regular care.
10. Do not put any postal votes in the letter box of the council office as they will be rejected.
11. If you would rather vote in person or ask someone else to vote on your behalf (if you are not already an appointed proxy) you must cancel your postal vote before 5pm on [day/date of deadline]. If you decide to cancel and vote in person, you will need to bring a form of accepted photographic identification. If a person is voting on your behalf as proxy they need to bring their own identification.
12. After we receive your postal voting statement and ballot paper, you cannot vote in person at a polling station in this election.

Getting help

- If you need help to vote, you can ask someone you know or get independent help by calling the helpline on *[insert helpline number]*. The person helping you must not tell anyone how you voted.
- Please call the helpline if you require copies of this form or guidance in Braille or languages other than English.
- If you make a mistake, or lose your postal ballot paper or this statement, you can get a replacement. Call us immediately as **we can only issue a replacement before 5pm on [day] [date] [month]**. If you apply after **5pm on [day before poll]** we can only issue a replacement if you return this ballot pack in person.

Electoral fraud is a crime. It is an offence to vote more than once in this election unless you are voting on your own behalf and as a proxy for another person.

Whether you vote in person or via post, it is an offence for someone to try to find out who you are voting for whilst you are putting your mark on your ballot paper, or to then reveal that information.

The Acting Returning Officer issued this statement. *Acting Returning Officer to add pictorial guidance as appropriate.*

Document Generated: 2023-11-23

Status: This is the original version (as it was originally made). This item of legislation is currently only available in its original format.

Form H: postal voting statement for use when postal ballots are combined

Front of form

Status: This is the original version (as it was originally made). This item of legislation is currently only available in its original format.

Postal voting statement	<i>[Space for barcode]</i>																
<p>Election of Member of Parliament for [insert name of constituency] constituency</p> <p><i>[Acting Returning Officer to insert title(s) of other election(s) and referendums as appropriate]</i></p>																	
<p>Date of election(s) [and referendum(s)] <i>[day] [date] [month] [year]</i></p>																	
<p>Important – you must fill in and return this postal voting statement with your completed ballot papers for them to be counted.</p> <p>Please read the instructions carefully and use a black pen.</p> <p>* Name _____ Ballot paper numbers _____</p> <p>* <i>Acting Returning Officer to insert name but omit where sent to an anonymous elector</i></p> <p>(!) Check that the numbers on the backs of your ballot papers match the numbers shown above. If they do not match, call us immediately on <i>[insert helpline number]</i>.</p> <div style="border: 1px solid black; padding: 10px; margin: 10px 0;"> <p>I am the person the ballot papers numbered above were sent to.</p> <p>My Date of Birth is:</p> <table style="margin-left: auto; margin-right: auto; border-collapse: collapse;"> <tr> <td style="border: 1px solid black; width: 20px; height: 20px; text-align: center;"> </td> <td style="border: 1px solid black; width: 20px; height: 20px; text-align: center;"> </td> <td style="width: 20px;"> </td> <td style="border: 1px solid black; width: 20px; height: 20px; text-align: center;"> </td> <td style="border: 1px solid black; width: 20px; height: 20px; text-align: center;"> </td> <td style="border: 1px solid black; width: 20px; height: 20px; text-align: center;"> </td> <td style="border: 1px solid black; width: 20px; height: 20px; text-align: center;"> </td> <td style="border: 1px solid black; width: 20px; height: 20px; text-align: center;"> </td> </tr> <tr> <td colspan="2" style="text-align: center;">Day</td> <td></td> <td colspan="2" style="text-align: center;">Month</td> <td colspan="3" style="text-align: center;">Year</td> </tr> </table> <p>* My Signature is: (You must sign inside the box)</p> <p><i>*Acting Returning Officer to indicate where the elector has been granted a waiver and that a signature is not required.</i></p> <div style="border: 1px solid black; width: 300px; height: 80px; margin-left: auto; margin-right: auto;"></div> </div> <p>We will check this information against our records for security.</p> <p>It is an offence to vote using a ballot paper that was not sent for your use or interfere with another voter's ballot paper. It is an offence to vote more than once at the same election [or referendum] (unless you are appointed as a proxy).</p> <p><i>Acting Returning Officer to add pictorial guidance as appropriate.</i></p>										Day			Month		Year		
Day			Month		Year												

Rear of form

Status: This is the original version (as it was originally made). This item of legislation is currently only available in its original format.

Instructions for voting by post

Please read through carefully. If you need help, please call us on *[insert helpline number]*

- For your votes to be counted, you must fill in and return this postal voting statement with all your ballot papers (listed below).
 - Make sure you have filled in the date of birth *and signature* box[es] on this postal voting statement.
 - Acting Returning Officer to indicate where the elector has been granted a waiver and that a signature is not required.*
- *UK Parliamentary election (*[insert colour]* ballot paper)**
- [Vote for only one candidate by putting a cross in the box next to your choice.]
- **[Local government election]*/*[Parish council election]* (*[insert colour]* ballot paper)**
- [Vote for only one candidate by putting a cross in the box next to your choice.]
 - [Vote for no more than ___ candidates by putting a cross in the box next to each of your choices.]
- *London Assembly constituency members election (*[insert colour]* ballot paper)**
- [Vote for only one candidate by putting a cross in the box next to your choice.]
- *London Assembly London members election (*[insert colour]* ballot paper)**
- [Vote only once by putting a cross in the box next to your choice.]
- *London Mayoral election (*[insert colour]* ballot paper)**
- [Vote for only one candidate by putting a cross in the box next to your choice.]
- *Election of the Mayor for *[insert name of authority]* (*[insert colour]* ballot paper)**
- [Vote for only one candidate by putting a cross in the box next to your choice.]
- *Name of election/referendum (*[insert colour]* ballot paper)**
- [Specify voting instructions in accordance with the legislation governing the election or referendum]*
- Acting Returning Officer to add/amend as appropriate.*
- Do not mark the ballot papers in any other way or your votes may not count.
 - We must get your postal vote by 10pm on *[day]* *[date of poll]*.
 - If you miss the post, you can hand in your postal vote and/or the postal vote of others at the council office during office hours to a person authorised to receive postal votes or at any polling station in the constituency before 10pm on *[day]* *[date of poll]*.
 - You will be provided with a form which you must complete for the postal vote(s) you are handing in to be accepted.
 - You can hand in your own postal vote and postal votes for up to 5 other voters.
 - If you are a political campaigner - you can only hand in your own postal vote plus the votes of up to 5 family members or people for whom you provide regular care.
 - Do not put any postal votes in the letter box of the council office as they will be rejected.
 - 10.** If you would rather vote in person or ask someone else to vote on your behalf (if you are not already an appointed proxy) you must cancel your postal vote before 5pm on *[day/date of deadline]*. If you decide to cancel and vote in person, you will need to bring a form of accepted photographic identification. If a person is voting on your behalf as proxy they need to bring their own identification.
 - 11.** After we receive your postal voting statement and ballot papers, you cannot vote in person at a polling station in *[this]* *[these]* election(s) *[and referendum(s)]*.

Getting help

- If you need help to vote, you can ask someone you know or get independent help by calling the helpline on *[insert helpline number]*. The person helping you must not tell anyone how you voted.
- Please call the helpline if you require copies of this form or guidance in Braille or languages other than English.
- If you make a mistake, or lose your postal ballot papers or this statement, you can get a replacement. Call us immediately as we can only issue a replacement before 5pm on *[day]* *[date]* *[month]*. If you apply after 5pm on *[day before poll]* we can only issue a replacement if you return this ballot pack in person.

Electoral fraud is a crime. It is an offence to vote more than once at the same election *[or referendum]* unless you are voting on your own behalf and as a proxy for another person.

Whether you vote in person or via post, it is an offence for someone to try to find out who you are voting for whilst you are putting your mark on your ballot paper, or to then reveal that information.

The Acting Returning Officer issued this statement. *Acting Returning to add pictorial guidance as appropriate.*

Form J: postal voting statement for use when a parliamentary poll is combined with another poll but the postal ballots are not combined

Status: This is the original version (as it was originally made). This item of legislation is currently only available in its original format.

Front of form

Postal voting statement	[Space for barcode]
Election of Member of Parliament for [insert name of constituency] constituency	
Date of election [day] [date] [month] [year]	
<p>Important – you must fill in and return this postal voting statement with your completed ballot paper for it to be counted.</p> <p>Please read the instructions carefully and use a black pen.</p> <p>* Name _____ Ballot paper number _____</p> <p>* <i>Acting Returning Officer to insert name but omit where sent to an anonymous elector</i></p> <p>(!) Check that the number on the back of your ballot paper matches the number shown above. If these do not match, call us immediately on [insert helpline number].</p> <div style="border: 1px solid black; padding: 10px; margin: 10px 0;"> <p>I am the person the ballot paper numbered above was sent to.</p> <p>My Date of Birth is: <input style="width: 30px; height: 20px; border: 1px solid black;" type="text"/> <input style="width: 30px; height: 20px; border: 1px solid black;" type="text"/> <input style="width: 30px; height: 20px; border: 1px solid black;" type="text"/> <input style="width: 30px; height: 20px; border: 1px solid black;" type="text"/> <input style="width: 30px; height: 20px; border: 1px solid black;" type="text"/> <input style="width: 30px; height: 20px; border: 1px solid black;" type="text"/></p> <p style="text-align: center;">Day Month Year</p> <p>* My Signature is: (You must sign inside the box)</p> <p>* <i>Acting Returning Officer to indicate where the elector has been granted a waiver and that a signature is not required</i></p> <div style="border: 1px solid black; width: 100%; height: 60px; margin-top: 5px;"></div> </div> <p>We will check this information against our records for security.</p> <p>It is an offence to vote using a ballot paper that was not sent for your use or interfere with another voter’s ballot paper. It is an offence to vote more than once at the same election (unless you are appointed as a proxy).</p> <p><i>Acting Returning Officer to add pictorial guidance as appropriate.</i></p>	

Rear of form

Status: This is the original version (as it was originally made). This item of legislation is currently only available in its original format.

Instructions for voting by post

Please read through carefully. If you need help, please call us on *[insert helpline number]*

1. For your vote to be counted, you must fill in and return this postal voting statement with your ballot paper for the **UK Parliamentary election**.
2. Make sure you have filled in the **date of birth** **[and signature] box[es]* on this postal voting statement.

** Acting Returning Officer to indicate where the elector has been granted a waiver and that a signature is not required*

UK Parliamentary election (*[insert colour]* ballot paper)

- Vote for **only one candidate** by putting a cross in the box next to your choice.
3. Do not mark the ballot paper in any other way or your vote may not count.
 4. We must get your postal vote by **10pm on [day] [date of poll]**.
 5. If you miss the post, you can hand in your postal vote and/or the postal vote of others at the council office during office hours to a person authorised to receive postal votes or at any polling station in the constituency before **10pm on [day] [date of poll]**.
 6. You will be provided with a form which you must complete for the postal vote(s) you are handing in to be accepted.
 7. You can hand in your own postal vote and postal votes for up to 5 other voters.
 8. If you are a political campaigner - you can only hand in your own postal vote plus the votes of up to 5 family members or people for whom you provide regular care.
 9. Do not put any postal votes in the letter box of the council office as they will be rejected.
 10. If you would rather vote in person or ask someone else to vote on your behalf (if you are not already an appointed proxy) you must cancel your postal vote before 5pm on [day/date of deadline]. If you decide to cancel and vote in person, you will need to bring a form of accepted photographic identification. If a person is voting on your behalf as proxy they need to bring their own identification.
 11. After we receive your postal voting statement and ballot paper, you cannot vote in person at a polling station in this election.

Getting help

- If you need help to vote, you can ask someone you know or get independent help by calling the helpline on *[insert helpline number]*. The person helping you must not tell anyone how you voted.
- Please call the helpline if you require copies of this form or guidance in Braille or languages other than English.
- If you make a mistake, or lose your postal ballot paper or this statement, you can get a replacement. Call us immediately as we can **only issue a replacement before 5pm on [day] [date] [month]**. If you apply after **5pm on [day before poll]** we can only issue a replacement if you return this ballot pack in person.

Electoral fraud is a crime. It is an offence to vote more than once at the same election unless you are voting on your own behalf and as a proxy for another person.

Whether you vote in person or via post, it is an offence for someone to try to find out who you are voting for whilst you are putting your mark on your ballot paper, or to then reveal that information.

The Acting Returning Officer issued this statement.
Acting Returning Officer to add pictorial guidance as appropriate.

Status: This is the original version (as it was originally made). This item of legislation is currently only available in its original format.

New form K1: statement as to postal ballot papers for parliamentary elections and local government elections in England

First page

**FORM K1: STATEMENT AS TO POSTAL BALLOT PAPERS
REPRESENTATION OF THE PEOPLE ACTS
PARLIAMENTARY ELECTION**

Constituency

Date of Poll

A Issue of postal ballot papers	Number
1. Total number of postal ballot papers issued under regulation 71	
2. Total number of postal ballot papers issued under regulation 77 (spoilt and returned for cancellation), regulation 78 (lost or not received) and regulation 78A (cancelled due to change of address)	
3. Total number of postal ballot papers cancelled under regulation 86A (where the first ballot paper was cancelled and retrieved)	
4. Total number of postal ballot papers issued (items 1 to 3)	
5. Total number of postal ballot papers cancelled under regulation 78A	
B(1) Receipt of and replacement postal ballot papers	Number
6. Number of covering envelopes received by the returning officer or at a polling station before the close of poll (excluding any undelivered or returned under regulation 77(1) (spoilt), regulation 78(1) (lost) and regulation 86A (cancelled ballot papers) or rejected under regulations 79B, 79D, 82B and 82D)	
7. Number of covering envelopes received by the returning officer after the close of poll, excluding any returned as undelivered	
8. Number of postal ballot papers returned spoilt for cancellation in time for another ballot paper to be issued	
9. Number of postal ballot papers identified as lost or not received in time for another ballot paper to be issued	
10. Number of postal ballot papers cancelled and retrieved in time for another ballot paper to be issued	
11. Number of postal ballot papers returned as spoilt too late for another ballot paper to be issued	
<i>In items 12-18 record the number of postal ballot papers handed in at a polling station or to the Returning Officer before the close of poll that were rejected because of the following reasons:</i>	

Second page

Status: This is the original version (as it was originally made). This item of legislation is currently only available in its original format.

<p>(A) The form accompanying the postal ballot papers handed in was not fully completed (under regulation 79B(1)(a) or regulation 82B(1)(a))</p> <p>(B) the number of postal ballot papers handed in exceeded the permitted number (under regulation 79B(1)(b)&(c) or regulation 82B(1)(b)&(c))</p> <p>(C) the postal ballot papers were handed in by a political campaigner not permitted to handle the postal ballot papers (under regulation 79B(3) or regulation 82B(3))</p> <p>In item 19 record the number of postal ballot papers that were rejected because they were left behind with no form attached (under regulation 79D or regulation 82D)</p>	
12. Number of postal ballot papers rejected for reason (A)	
13. Number of postal ballot papers rejected for reason (B)	
14. Number of postal ballot papers rejected for reason (C)	
15. Number of postal ballot papers rejected for reason (A) AND (B)	
16. Number of postal ballot papers rejected for reason (A) AND (C)	
17. Number of postal ballot papers rejected for reason (B) AND (C)	
18. Number of postal ballot papers rejected for reason (A), (B) AND (C)	
19. Number of postal ballot papers received at a polling station or by the Returning Officer before the close of poll rejected as the postal ballot papers were left behind with no form attached (under regulation 79D or regulation 82D)	
20. Number of covering envelopes returned as undelivered (up to the 25 th day after the date of the poll)	
21. Number of covering envelopes not received by the returning officer (by the 25 th day after the date of the poll)	
22. Total of numbers 6 to 21 (this should be the same as that in 4 above)	

Status: This is the original version (as it was originally made). This item of legislation is currently only available in its original format.

B(2) Receipt of postal ballot papers – Postal voting statements	Number
23. Number of covering envelopes set aside for the verification of personal identifiers on postal voting statements	
24. Number of postal voting statements subject to verification procedure rejected as not completed (excluding prior cancellations)	
25. Number of postal voting statements rejected following verification procedures due to the personal identifiers on the postal voting statement not matching those in the personal identifiers record (excluding prior cancellations)	
C Count of postal ballot papers	Number
26. Number of ballot papers returned by postal voters which were included in the count of ballot papers	
27. Number of cases in which a covering envelope or its contents were marked "Rejected" (cancellations under regulations 77, 78, 78A and 86A are not rejections and should be included in items 2, 3, 5, 8, 9 and 10 above, and postal ballot papers rejected under regulations 79B, 79D, 82B and 82D should be recorded in items 12 to 19 above)	

Date..... Signed.....

Returning Officer

Authority.....

Status: This is the original version (as it was originally made). This item of legislation is currently only available in its original format.

SCHEDULE 2

Regulation 3(14)

Representation of the People (Scotland) Regulations 2001 forms

Form A1: official postal poll card to be sent to an elector voting by post

Front of card

Postal poll card	Your details:
Election of Member of Parliament for the [insert name of constituency] constituency	* [Elector's name and qualifying address details here]
Date of election [day] [date] [month] [year]	* Returning Officer to omit where poll card sent to an anonymous elector. Poll card to an anonymous elector must be delivered in a sealed envelope
Voting information	Electoral register number:
We will send your postal vote around [day] [date] [month] [year] *[addressed to:]	Your postal vote
*[Elector's name and address]	<ul style="list-style-type: none">You will receive a postal vote for this election because you asked to vote by post.You will not be able to vote in a polling station.If you have not received your postal vote by [day] [date] [month] call [insert helpline number].
* Acting Returning Officer to omit where poll card sent to an anonymous elector.	If you lose your postal vote or make a mistake
	<ul style="list-style-type: none">Please phone the helpline immediately.We can only issue a replacement postal vote before 5pm on [day/date of deadline].

Please turn over

Rear of card

Status: This is the original version (as it was originally made). This item of legislation is currently only available in its original format.

How to vote

1. When you receive your postal vote, read the instructions carefully.
2. Your postal vote includes your ballot paper and a postal voting statement.
3. Complete both of these and return them immediately.
4. We need to receive your postal vote by **10pm on [day/date of poll]**.

If you miss the post, you can hand in your postal vote and/or the postal vote of others at the council office during office hours to a person authorised to receive postal votes, or at any polling station in the constituency before **10pm on [day] [date of poll]**.

It is an offence to:

- vote using a ballot paper that was not sent for your use or interfere with another voter's ballot paper
- vote more than once at the same election, unless you are voting on your own behalf and as a proxy for another person
- vote as a proxy on behalf of more than four electors, of which no more than two may be on behalf of other domestic electors (a domestic elector is one who is not an overseas or service elector).
- vote as a proxy for someone if you know that by law they are not allowed to vote

If you would rather vote in person, or ask someone else to vote on your behalf

- you must cancel your postal vote **before 5pm on [day/date of deadline]**.
- Please note that when voting in person, you or someone who is voting on your behalf must show an accepted form of photographic identification. For more information, please *[insert suggestion to call helpline and/or visit a relevant website, as appropriate]*.

Whether you vote in person or via post, it is an offence for someone to try to find out who you are voting for whilst you are putting your mark on your ballot paper, or to then reveal that information.

- 📞 If you need information in another format, please call our helpline below.
- 📞 If you need help to vote, you can ask someone you know or get independent help by calling our helpline:

[insert helpline and other details including website]

The Returning Officer issued this card.

If undelivered return to
[insert return address]

Form B1: official proxy postal poll card to be sent to an appointed proxy voting by post

Front of card

Proxy postal poll card

Election of Member of Parliament for the [insert name of constituency] constituency

Date of election **[day] [date] [month] [year]**

Voting information

We will send your postal vote around [day] [date] [month] [year] *addressed to:]

** [Proxy's name and qualifying address details here]*
** Returning Officer to omit where poll card sent to the proxy of an anonymous elector. Poll card to proxy of an anonymous elector must be delivered in a sealed envelope.*

Please turn over

Voting as a proxy

** [The person named on the back of this card] [Another person] has appointed you as a proxy to vote on their behalf at this election.

** *If sent to the proxy of an anonymous elector omit the words in the first set of brackets, if not omit the words in the second set of brackets.*

Your postal vote

- You will receive a postal vote for this election because you asked to vote by post.
- You will not be able to vote as a proxy in a polling station.
- **If you have not received your postal vote by [day] [date] [month] call [insert helpline number].**

Whether you vote in person or via post, it is an offence for someone else to try to find out who you are voting for whilst you are putting your mark on your ballot paper, or to then reveal that information.

Rear of card

Status: This is the original version (as it was originally made). This item of legislation is currently only available in its original format.

For this election you are proxy for:

* *[(Elector's name)
(Elector's address)
(Elector's number on register)]*



[the person with this elector number: (Insert elector's number on register)]

* *If anonymous elector omit the words in the first set of square brackets, if not omit the words in the second set of square brackets*

How to vote

1. When you receive your postal vote, read the instructions carefully.
2. Your postal vote includes your ballot paper and a postal voting statement.
3. Complete both of these and return them immediately.
4. We need to receive your postal vote by **10pm on [day/date of poll]**.

If you miss the post, you can hand in your postal vote and/or the postal vote of others at the council office during office hours to a person authorised to receive postal votes, or at any polling station in the constituency before **10pm on [day] [date of poll]**.

-  If you need information in another format, please call our helpline below.
-  If you need help to vote, you can ask someone you know or get independent help by calling our helpline:
[insert helpline or other details including website]

If you lose your postal vote or make a mistake

- Please phone the helpline immediately.
- We can only issue a replacement postal vote before **5pm on [day/date of deadline]**.

If you would rather vote in person, you must cancel your postal vote before **5pm on [day/ date of deadline]**. Please note that when voting in person, you must show an accepted form of photographic identification and this must be your own identification, not that of the person you are voting on behalf of. For more information, please *[insert suggestion to call helpline and/or visit a relevant website, as appropriate]*

It is an offence to:

- vote using a ballot paper that was not sent for your use or interfere with another voter's ballot paper
- vote more than once at the same election, unless you are voting on your own behalf and as a proxy for another person
- vote as a proxy on behalf of more than four electors, of which no more than two may be on behalf of other domestic electors (a domestic elector is one who is not an overseas or service elector).
- vote as a proxy for someone if you know that by law they are not allowed to vote

The Returning Officer issued this card.

If undelivered return to
[insert return address]

Form G: postal voting statement for use at a parliamentary election taken alone

Front of form

Status: This is the original version (as it was originally made). This item of legislation is currently only available in its original format.

Postal voting statement	[Space for barcode]
Election of Member of Parliament for the [insert name of constituency] constituency	
Date of election [day] [date] [month] [year]	
<p>Important – you must fill in and return this postal voting statement with your completed ballot paper for it to be counted.</p> <p>Please read the instructions carefully and use a black pen.</p> <p>* Name _____ Ballot paper number _____</p> <p>* <i>Returning Officer to insert name but omit where sent to an anonymous elector</i></p> <p>(!) Check that the number on the back of your ballot paper matches the number shown above. If these do not match, call us immediately on [insert helpline number].</p> <div style="border: 1px solid black; padding: 10px; margin: 10px 0;"> <p>I am the person the ballot paper numbered above was sent to.</p> <p>My Date of Birth is: <input style="width: 30px; height: 20px; border: 1px solid black;" type="text"/> <input style="width: 30px; height: 20px; border: 1px solid black;" type="text"/> <input style="width: 30px; height: 20px; border: 1px solid black;" type="text"/> <input style="width: 30px; height: 20px; border: 1px solid black;" type="text"/> <input style="width: 30px; height: 20px; border: 1px solid black;" type="text"/> <input style="width: 30px; height: 20px; border: 1px solid black;" type="text"/></p> <p style="text-align: center;">Day Month Year</p> <p>* My Signature is: (You must sign inside the box)</p> <p>* <i>Returning Officer to indicate where the elector has been granted a waiver and that a signature is not required</i></p> <div style="border: 1px solid black; width: 100%; height: 60px; margin-top: 5px;"></div> </div> <p>We will check this information against our records for security.</p> <p>It is an offence to vote using a ballot paper that was not sent for your use or interfere with another voter's ballot paper. It is an offence to vote more than once at the same election (unless you are appointed as a proxy).</p> <p><i>Returning Officer to add pictorial guidance as appropriate.</i></p>	

Rear of form

Status: This is the original version (as it was originally made). This item of legislation is currently only available in its original format.

Instructions for voting by post

Please read through carefully. If you need help, please call us on *[insert helpline number]*

1. For your vote to be counted, you must fill in and return this postal voting statement with your ballot paper.
2. Make sure you have filled in the date of birth **[and signature]* box[es] on this postal voting statement.
**Returning Officer to indicate where the elector has been granted a waiver and that a signature is not required*
3. Vote for only one candidate by putting a cross in the box next to your choice on the ballot paper.
4. Do not mark the ballot paper in any other way or your votes may not count.
5. We must get your postal vote by 10pm on *[day] [date of poll]*.
6. If you miss the post, you can hand in your postal vote and/or the postal vote of others at the council office during office hours to a person authorised to receive postal votes or at any polling station in the constituency before 10pm on *[day] [date of poll]*.
7. You will be provided with a form which you must complete for the postal vote(s) you are handing in to be accepted.
8. You can hand in your own postal vote and postal votes for up to 5 other voters.
9. If you are a political campaigner - you can only hand in your own postal vote plus the votes of up to 5 family members or people for whom you provide regular care.
10. Do not put any postal votes in the letter box of the council office as they will be rejected.
11. If you would rather vote in person or ask someone else to vote on your behalf (if you are not already an appointed proxy) you must cancel your postal vote before 5pm on *[day/date of deadline]*. If you decide to cancel and vote in person, you will need to bring a form of accepted photographic identification. If a person is voting on your behalf as proxy they need to bring their own identification.
12. After we receive your postal voting statement and ballot paper, you cannot vote in person at a polling station in this election.

Getting help

- If you need help to vote, you can ask someone you know or get independent help by calling the helpline on *[insert helpline number]*. The person helping you must not tell anyone how you voted.
- Please call the helpline if you require copies of this form or guidance in Braille or languages other than English.
- If you make a mistake, or lose your postal ballot paper or this statement, you can get a replacement. Call us immediately as we can only issue a replacement before 5pm on *[day] [date] [month]*. If you apply after 5pm on *[day before poll]* we can only issue a replacement if you return this ballot pack in person.

Electoral fraud is a crime. It is an offence to vote more than once in this election unless you are voting on your own behalf and as a proxy for another person.

Whether you vote in person or via post, it is an offence for someone to try to find out who you are voting for whilst you are putting your mark on your ballot paper, or to then reveal that information.

The Returning Officer issued this statement. Returning Officer to add pictorial guidance as appropriate.

Form J: postal voting statement for use when a parliamentary poll is combined with another poll but the postal ballots are not combined

Front of form

Status: This is the original version (as it was originally made). This item of legislation is currently only available in its original format.

Postal voting statement	[Space for barcode]
Election of Member of Parliament for [insert name of constituency] constituency	
Date of election [day] [date] [month] [year]	
<p>Important – you must fill in and return this postal voting statement with your completed ballot paper for it to be counted.</p> <p>Please read the instructions carefully and use a black pen.</p> <p>* Name _____ Ballot paper number _____</p> <p>* <i>Returning Officer to insert name but omit where sent to an anonymous elector</i></p> <p>(!) Check that the number on the back of your ballot paper matches the number shown above. If these do not match, call us immediately on [insert helpline number].</p> <div style="border: 1px solid black; padding: 10px; margin: 10px 0;"> <p>I am the person the ballot paper numbered above was sent to.</p> <p>My Date of Birth is: <input style="width: 30px; height: 20px; border: 1px solid black;" type="text"/> <input style="width: 30px; height: 20px; border: 1px solid black;" type="text"/> <input style="width: 30px; height: 20px; border: 1px solid black;" type="text"/> <input style="width: 30px; height: 20px; border: 1px solid black;" type="text"/> <input style="width: 30px; height: 20px; border: 1px solid black;" type="text"/> <input style="width: 30px; height: 20px; border: 1px solid black;" type="text"/></p> <p style="text-align: center;">Day Month Year</p> <p>* My Signature is: (You must sign inside the box)</p> <p>* <i>Returning Officer to indicate where the elector has been granted a waiver and that a signature is not required</i></p> <div style="border: 1px solid black; width: 100%; height: 60px; margin-top: 5px;"></div> </div> <p>We will check this information against our records for security.</p> <p>It is an offence to vote using a ballot paper that was not sent for your use or interfere with another voter’s ballot paper. It is an offence to vote more than once at the same election (unless you are appointed as a proxy).</p> <p><i>Returning Officer to add pictorial guidance as appropriate.</i></p>	

Rear of form

Status: This is the original version (as it was originally made). This item of legislation is currently only available in its original format.

Instructions for voting by post

Please read through carefully. If you need help, please call us on *[insert helpline number]*

1. For your vote to be counted, you must fill in and return this postal voting statement with your ballot paper for the **UK Parliamentary election**.

2. Make sure you have filled in the **date of birth** **[and signature] box[es]* on this postal voting statement.

**Returning Officer to indicate where the elector has been granted a waiver and that a signature is not required*

UK Parliamentary election (*[insert colour]* ballot paper)

- Vote for **only one candidate** by putting a cross in the box next to your choice on the ballot paper.

3. Do not mark the ballot paper in any other way or your vote may not count.

4. We must get your postal vote by **10pm on** *[day] [date of poll]*.

5. If you miss the post, you can hand in your postal vote and/or the postal vote of others at the council office during office hours to a person authorised to receive postal votes or at any polling station in the constituency before **10pm on** *[day] [date of poll]*.

6. You will be provided with a form which you must complete for the postal vote(s) you are handing in to be accepted.

7. You can hand in your own postal vote and postal votes for up to 5 other voters.

8. If you are a political campaigner - you can only hand in your own postal vote plus the votes of up to 5 family members or people for whom you provide regular care.

9. Do not put any postal votes in the letter box of the council office as they will be rejected.

10. If you would rather vote in person or ask someone else to vote on your behalf (if you are not already an appointed proxy) you must cancel your postal vote before 5pm on *[day/date of deadline]*. If you decide to cancel and vote in person, you will need to bring a form of accepted photographic identification. If a person is voting on your behalf as proxy they need to bring their own identification.

11. After we receive your postal voting statement and ballot paper, you cannot vote in person at a polling station in this election.

Getting help

- If you need help to vote, you can ask someone you know or get independent help by calling the helpline on *[insert helpline number]*. The person helping you must not tell anyone how you voted.
- Please call the helpline if you require copies of this form or guidance in Braille or languages other than English.
- If you make a mistake, or lose your postal ballot paper or this statement, you can get a replacement. Call us immediately as **we can only issue a replacement before 5pm on** *[day] [date] [month]*. If you apply after **5pm on** *[day before poll]* we can only issue a replacement if you return this ballot pack in person.

Electoral fraud is a crime. It is an offence to vote more than once at the same election unless you are voting on your own behalf and as a proxy for another person.

Whether you vote in person or via post, it is an offence for someone to try to find out who you are voting for whilst you are putting your mark on your ballot paper, or to then reveal that information.

The Returning Officer issued this statement.

Returning Officer to add pictorial guidance as appropriate.

Form K: statement as to postal ballot papers

First page

Status: This is the original version (as it was originally made). This item of legislation is currently only available in its original format.

FORM K:

Regulation 91(1)(b)

**STATEMENT AS TO POSTAL BALLOT PAPERS
REPRESENTATION OF THE PEOPLE ACTS
PARLIAMENTARY ELECTION**

Constituency

Date of Poll

A Issue of postal ballot papers	Number
1. Total number of postal ballot papers issued under regulation 71	
2. Total number of postal ballot papers issued under regulation 77 (spoilt and returned for cancellation), regulation 78 (lost or not received) and regulation 78A (cancelled due to change of address)	
3. Total number of postal ballot papers cancelled under regulation 86A (where the first ballot paper was cancelled and retrieved)	
4. Total number of postal ballot papers issued (items 1 to 3)	
5. Total number of postal ballot papers cancelled under regulation 78A	
B(1) Receipt of and replacement postal ballot papers	Number
6. Number of covering envelopes received by the returning officer or at a polling station before the close of poll (excluding any undelivered or returned under regulation 77(1) (spoilt), regulation 78(1) (lost) and regulation 86A (cancelled ballot papers) or rejected under regulations 79B, 79D, 82B and 82D)	
7. Number of covering envelopes received by the returning officer after the close of poll, excluding any returned as undelivered	
8. Number of postal ballot papers returned spoilt for cancellation in time for another ballot paper to be issued	
9. Number of postal ballot papers replaced as lost or not received but not returned for cancellation	
10. Number of postal ballot papers cancelled and retrieved in time for another ballot paper to be issued	

Second page

Status: This is the original version (as it was originally made). This item of legislation is currently only available in its original format.

11. Number of postal ballot papers returned as spoilt too late for another ballot paper to be issued	
<p><i>In items 12-18 record the number of postal ballot papers handed in at a polling station or to the Returning Officer before the close of poll that were rejected because of the following reasons:</i></p> <p><i>(A) The form accompanying the postal ballot papers handed in was not fully completed (under regulation 79B(1)(a) or regulation 82B(1)(a))</i></p> <p><i>(B) the number of postal ballot papers handed in exceeded the permitted number (under regulation 79B(1)(b)&(c) or regulation 82B(1)(b)&(c))</i></p> <p><i>(C) the postal ballot papers were handed in by a political campaigner not permitted to handle the postal ballot papers (under regulation 79B(3) or regulation 82B(3))</i></p> <p><i>In item 19 record the number of postal ballot papers that were rejected because they were left behind with no form attached (under regulation 79D or regulation 82D)</i></p>	
12. Number of postal ballot papers rejected for reason (A)	
13. Number of postal ballot papers rejected for reason (B)	
14. Number of postal ballot papers rejected for reason (C)	
15. Number of postal ballot papers rejected for reason (A) AND (B)	
16. Number of postal ballot papers rejected for reason (A) AND (C)	
17. Number of postal ballot papers rejected for reason (B) AND (C)	
18. Number of postal ballot papers rejected for reason (A), (B) AND (C)	
19. Number of postal ballot papers received at a polling station or by the Returning Officer before the close of poll rejected as the postal ballot papers were left behind with no form attached (under regulation 79D or regulation 82D)	
20. Number of covering envelopes returned as undelivered (up to the 10 th day after the date of the poll)	
21. Number of covering envelopes not received by the local returning officer (by the 10 th day after the date of the poll)	
22. Total of numbers 6 to 21 (this should be the same as that in 4 above)	

Status: This is the original version (as it was originally made). This item of legislation is currently only available in its original format.

Final page

B(2) Receipt of postal ballot papers – Postal voting statements	Number
23. Number of covering envelopes set aside for the verification of personal identifiers on postal voting statements	
24. Number of postal voting statements subject to verification procedure rejected as not completed (excluding prior cancellations)	
25. Number of postal voting statements rejected following verification procedures due to the personal identifiers on the postal voting statement not matching those in the personal identifiers record (excluding prior cancellations)	
C Count of postal ballot papers	Number
26. Number of ballot papers returned by postal voters which were included in the count of ballot papers	
27. Number of cases in which a covering envelope or its contents were marked "Rejected" (cancellations under regulations 77, 78, 78A and 86A are not rejections and should be included in items 2, 3, 5, 8 and 10 above, and postal ballot papers rejected under regulations 79B, 79D, 82B and 82D should be recorded in items 12 to 19 above)	

Date..... Signed.....

Returning Officer

Address.....

NOTE

This statement is sent to the Sheriff Clerk. A copy must be sent to the Secretary of State and to the Electoral Commission during a period of 5 days starting 10 days after the day of the poll.

SCHEDULE 3

Regulation 5(2)(c) and (4)(c)

Local Authorities (Mayoral Elections) (England and Wales) Regulations 2007 forms

PART 1

Mayoral elections in England: standalone poll

Form 7A: postal voting statement – mayoral elections in England

Front of form

Status: This is the original version (as it was originally made). This item of legislation is currently only available in its original format.

Postal voting statement	<i>[Space for barcode]</i>
Election of the Mayor for <i>[insert name of authority]</i>	
Date of election <i>[day] [date] [month] [year]</i>	
<p>Important – you must fill in and return this postal voting statement with your completed ballot paper for it to be counted.</p> <p>Please read the instructions carefully and use a black pen.</p> <p>* Name _____ Ballot paper number _____</p> <p>* <i>Returning Officer to insert name but omit where sent to an anonymous elector</i></p> <p>(!) Check that the number on the back of your ballot paper matches the number shown above. If these do not match, call us immediately on <i>[insert helpline number]</i>.</p> <div style="border: 1px solid black; padding: 10px; margin: 10px 0;"> <p>I am the person the ballot paper numbered above was sent to.</p> <p>My Date of Birth is: <input style="width: 30px; height: 20px; border: 1px solid black;" type="text"/> <input style="width: 30px; height: 20px; border: 1px solid black;" type="text"/> <input style="width: 30px; height: 20px; border: 1px solid black;" type="text"/> <input style="width: 30px; height: 20px; border: 1px solid black;" type="text"/> <input style="width: 30px; height: 20px; border: 1px solid black;" type="text"/> <input style="width: 30px; height: 20px; border: 1px solid black;" type="text"/></p> <p style="text-align: center;">Day Month Year</p> <p>* My Signature is: (You must sign inside the box)</p> <p>* <i>Returning Officer to indicate where the elector has been granted a waiver and that a signature is not required</i></p> <div style="border: 1px solid black; width: 250px; height: 60px; margin: 10px auto;"></div> </div> <p>We will check this information against our records for security.</p> <p>It is an offence to vote using a ballot paper that was not sent for your use or interfere with another voter's ballot paper. It is an offence to vote more than once at the same election (unless you are appointed as a proxy).</p> <p><i>Returning Officer to add pictorial guidance as appropriate.</i></p>	

Rear of form

Status: This is the original version (as it was originally made). This item of legislation is currently only available in its original format.

Instructions for voting by post

Please read through carefully. If you need help, please call us on *[insert helpline number]*

1. For your vote to be counted, you must fill in and return this postal voting statement with your ballot paper.
2. Make sure you have filled in the date of birth ***[and signature] box[es]** on this postal voting statement.
**Returning Officer to indicate where the elector has been granted a waiver and that a signature is not required*
3. Vote for **only one candidate** by putting a cross in the box next to your choice.
4. Do not mark the ballot paper in any other way or your vote may not count.
5. We must get your postal vote by **10pm** on **[day] [date of poll]**.
6. If you miss the post, you can hand in your postal vote and/or the postal vote of others at the council office during office hours to a person authorised to receive postal votes or at any polling station in the _____ area before **10pm** on **[day] [date of poll]**.
7. You will be provided with a form which you must complete for the postal vote(s) you are handing in to be accepted.
8. You can hand in your own postal vote and postal votes for up to 5 other voters.
9. If you are a political campaigner - you can only hand in your own postal vote plus the votes of up to 5 family members or people for whom you provide regular care.
10. Do not put any postal votes in the letter box of the council office as they will be rejected.
11. If you would rather vote in person or ask someone else to vote on your behalf (if you are not already an appointed proxy) you must cancel your postal vote before 5pm on [day/date of deadline]. If you decide to cancel and vote in person, you will need to bring a form of accepted photographic identification. If a person is voting on your behalf as proxy they need to bring their own identification.
12. After we receive your postal voting statement and ballot paper, you cannot vote in person at a polling station in this election.

Getting help

- If you need help to vote, you can ask someone you know or get independent help by calling the helpline on *[insert helpline number]*. The person helping you must not tell anyone how you voted.
- Please call the helpline if you require copies of this form or guidance in Braille or languages other than English.
- If you make a mistake, or lose your postal ballot paper or this statement, you can get a replacement. Call us immediately as **we can only issue a replacement before 5pm on [day] [date] [month]**. If you apply after **5pm on [day before poll]** we can only issue a replacement if you return this ballot pack in person.

Electoral fraud is a crime. It is an offence to vote more than once at the same election unless you are voting on your own behalf and as a proxy for another person.

Whether you vote in person or via post, it is an offence for someone to try to find out who you are voting for whilst you are putting your mark on your ballot paper, or to then reveal that information.

The Returning Officer issued this statement.
Returning Officer to add pictorial guidance as appropriate.

Status: This is the original version (as it was originally made). This item of legislation is currently only available in its original format.

Front of card

Postal poll card
Election of the Mayor for the <i>[insert name of authority]</i>
Date of election <i>[day] [date] [month] [year]</i>
Voting information
We will send your postal vote around <i>[day] [date] [month] [year]</i> *[addressed to:]
<i>*[Elector's name and address]</i>

Please turn over

Your details: * <i>[Elector's name and qualifying address details here]</i> * <i>Returning Officer to omit in both places where poll card sent to an anonymous elector. Poll card to an anonymous elector must be delivered in a sealed envelope</i> Electoral register number:
--

Your postal vote <ul style="list-style-type: none">• You will receive a postal vote for this election because you asked to vote by post.• You will not be able to vote in a polling station.• If you have not received your postal vote by <i>[day] [date] [month]</i> call <i>[insert helpline number]</i>.
--

If you lose your postal vote or make a mistake <ul style="list-style-type: none">• Please phone the helpline immediately.• We can only issue a replacement postal vote before 5pm on <i>[day/date of deadline]</i>.
--


Rear of card


Status: This is the original version (as it was originally made). This item of legislation is currently only available in its original format.

How to vote

1. When you receive your postal vote, read the instructions carefully.
2. Your postal vote includes your ballot paper and a postal voting statement.
3. Complete both of these and return them immediately.
4. We need to receive your postal vote by **10pm on [day/date of poll]**.

If you miss the post, you can hand in your postal vote and/or the postal vote of others at the council office during office hours to a person authorised to receive postal votes, or at any polling station in the electoral area before **10pm on [day] [date of poll]**.

 If you need information in another format, please call our helpline below.

 If you need help to vote, you can ask someone you know or get independent help by calling our helpline:

[Insert helpline and other details including website]

The Returning Officer issued this card.

It is an offence to:

- vote using a ballot paper that was not sent for your use or interfere with another voter's ballot paper
- vote more than once at the same election, unless you are voting on your own behalf and as a proxy for another person
- vote as a proxy on behalf of more than four electors, of which no more than two may be on behalf of other domestic electors (a domestic elector is one who is not an overseas or service elector).
- vote as a proxy for someone if you know that by law they are not allowed to vote

If you would rather vote in person, or ask someone else to vote on your behalf

- you must cancel your postal vote **before 5pm on [day/date of deadline]**.
- Please note that when voting in person, you or someone who is voting on your behalf must show an accepted form of photographic identification. For more information, please *[insert suggestion to call helpline and/or visit a relevant website, as appropriate]*.

Whether you vote in person or via post, it is an offence for someone to try to find out who you are voting for whilst you are putting your mark on your ballot paper, or to then reveal that information.

If undelivered return to
[Insert return address]

Form 11ZA: official proxy postal poll card (for use at mayoral elections in England)

Front of card

Status: This is the original version (as it was originally made). This item of legislation is currently only available in its original format.

Proxy postal poll card
Election of Mayor for <i>[insert name of authority]</i>
Date of election <i>[day] [date] [month] [year]</i>

Voting information
We will send your postal vote around <i>[day] [date] [month] [year]</i> <i>*[addressed to:]</i>
<p><i>* [Proxy's name and qualifying address details here]</i></p> <p><i>* Returning Officer to omit where poll card sent to the proxy of an anonymous elector. Poll card to proxy of an anonymous elector must be delivered in a sealed envelope.</i></p>

Please turn over

Rear of card

Voting as a proxy

** [The person named on the back of this card] [Another person] has appointed you as a proxy to vote on their behalf at this election.

** *If sent to the proxy of an anonymous elector omit the words in the first set of brackets, if not omit the words in the second set of brackets.*

Your postal vote

- You will receive a postal vote for this election because you asked to vote by post.
- You will not be able to vote as a proxy in a polling station.
- **If you have not received your postal vote by *[day] [date] [month]* call *[insert helpline number]*.**

Whether you vote in person or via post, it is an offence for someone else to try to find out who you are voting for whilst you are putting your mark on your ballot paper, or to then reveal that information.

Status: This is the original version (as it was originally made). This item of legislation is currently only available in its original format.

For this election you are proxy for:

* *[(Elector's name)
(Elector's address)
(Elector's number on register)]*


[the person with this elector number: (Insert elector's number on register)]


* *If anonymous elector omit the words in the first set of square brackets, if not omit the words in the second set of square brackets*

How to vote

1. When you receive your postal vote, read the instructions carefully.
2. Your postal vote includes your ballot paper and a postal voting statement.
3. Complete both of these and return them immediately.
4. We need to receive your postal vote by **10pm on [day/date of poll]**.

If you miss the post, you can hand in your postal vote and/or the postal vote of others at the council office during office hours to a person authorised to receive postal votes, or at any polling station in the local authority area before **10pm on [day] [date of poll]**.

 If you need information in another format, please call our helpline below.

 If you need help to vote, you can ask someone you know or get independent help by calling our helpline:

[insert helpline or other details including website]

If you lose your postal vote or make a mistake

- Please phone the helpline immediately.
- We can only issue a replacement postal vote before **5pm on [day/date of deadline]**.

If you would rather vote in person, you must cancel your postal vote before **5pm on [day/ date of deadline]**. Please note that when voting in person, you must show an accepted form of photographic identification and this must be your own identification, not that of the person you are voting on behalf of. For more information, please *[insert suggestion to call helpline and/or visit a relevant website, as appropriate]*

It is an offence to:

- vote using a ballot paper that was not sent for your use or interfere with another voter's ballot paper
- vote more than once at the same election, unless you are voting on your own behalf and as a proxy for another person
- vote as a proxy on behalf of more than four electors, of which no more than two may be on behalf of other domestic electors (a domestic elector is one who is not an overseas or service elector).
- vote as a proxy for someone if you know that by law they are not allowed to vote

The Returning Officer issued this card.

If undelivered return to
[insert return address]

PART 2

Mayoral elections in England: combined polls

Form 7A(1): postal voting statement for use when there is a joint issue and receipt of ballot papers – mayoral elections in England

Front of form

Status: This is the original version (as it was originally made). This item of legislation is currently only available in its original format.

Postal voting statement	[Space for barcode]
<p>Election of the Mayor for [insert name of authority] <i>[Relevant Returning or Counting Officer to insert title(s) of other election(s) and referendums as appropriate]</i></p>	
<p>Date of election(s) [and referendum(s)] [day] [date] [month] [year]</p>	
<p>Important – you must fill in and return this postal voting statement with your completed ballot papers for them to be counted.</p> <p>Please read the instructions carefully and use a black pen.</p> <p>* Name _____ Ballot paper numbers _____</p> <p>* <i>Relevant Returning or Counting Officer to insert name but omit where sent to an anonymous elector</i></p> <p>(!) Check that the numbers on the backs of your ballot papers match the numbers shown above. If they do not match, call us immediately on <i>[insert helpline number]</i>.</p> <div style="border: 1px solid black; padding: 10px; margin-top: 10px;"> <p>I am the person the ballot papers numbered above were sent to.</p> <p>My Date of Birth is: <input style="width: 30px; height: 20px; border: 1px solid black;" type="text"/> <input style="width: 30px; height: 20px; border: 1px solid black;" type="text"/> <input style="width: 30px; height: 20px; border: 1px solid black;" type="text"/> <input style="width: 30px; height: 20px; border: 1px solid black;" type="text"/> <input style="width: 30px; height: 20px; border: 1px solid black;" type="text"/> <input style="width: 30px; height: 20px; border: 1px solid black;" type="text"/></p> <p style="text-align: center;">Day Month Year</p> <p>* My Signature is: (You must sign inside the box)</p> <p>* <i>Relevant Returning Officer or Counting Officer to indicate where the elector has been granted a waiver and that a signature is not required</i></p> <div style="border: 1px solid black; width: 100%; height: 60px; margin-top: 5px;"></div> </div> <p style="margin-top: 10px;">We will check this information against our records for security.</p> <p>It is an offence to vote using a ballot paper that was not sent for your use or interfere with another voter's ballot paper. It is an offence to vote more than once at the same election [or referendum] (unless you are appointed as a proxy).</p> <p><i>Relevant Returning or Counting Officer to add pictorial guidance as appropriate.</i></p>	

Rear of form

Status: This is the original version (as it was originally made). This item of legislation is currently only available in its original format.

Instructions for voting by post

Please read through carefully. If you need help, please call us on *[insert helpline number]*

1. For your votes to be counted, you must fill in and return this postal voting statement with all your ballot papers (listed below).
2. Make sure you have filled in the **date of birth** *[and signature]* box(es) on this postal voting statement.

**Relevant Returning Officer or Counting Officer to indicate where the elector has been granted a waiver and that a signature is not required*

*** UK Parliamentary election** (*[insert colour]* ballot paper)

- [Vote for only one candidate by putting a cross in the box next to your choice.]

*** [Local government election][Parish council election]** (*[insert colour]* ballot paper)

- [Vote for only one candidate by putting a cross in the box next to your choice.]
- [Vote for no more than _____ candidates by putting a cross in the box next to each of your choices.]

*** London Assembly constituency members election** (*[insert colour]* ballot paper)

- [Vote for only one candidate by putting a cross in the box next to your choice.]

*** London Assembly London members election** (*[insert colour]* ballot paper)

- [Vote only once by putting a cross in the box next to your choice.]

*** London Mayoral election** (*[insert colour]* ballot paper)

- Vote for only one candidate by putting a cross in the box next to your choice.

*** Election of the Mayor for** *[insert name of authority]* (*[insert colour]* ballot paper)

- Vote for only one candidate by putting a cross in the box next to your choice.

*** Election of the Mayor for** *[insert combined authority name]* (*[insert colour]* ballot paper)

- Vote for only one candidate by putting a cross in the box next to your choice.

*** [Specify other] election/referendum** (*[insert colour]* ballot paper)

- [Specify voting instructions in accordance with the legislation governing the election or referendum]

** Relevant Returning or Counting Officer to add/amend as appropriate.*

3. Do not mark the ballot papers in any other way or your votes may not count.
4. We must get your postal vote by 10pm on *[day]* *[date of poll]*.
5. If you miss the post, you can hand in your postal vote and/or the postal vote of others at the council office during office hours to a person authorised to receive postal votes or at any polling station in the electoral area before 10pm on *[day]* *[date of poll]*.
6. You will be provided with a form which you must complete for the postal vote(s) you are handing in to be accepted.
7. You can hand in your own postal votes and postal votes for up to 5 other voters.
8. If you are a political campaigner - you can only hand in your own postal votes plus the votes of up to 5 family members or people for whom you provide regular care.
9. Do not put any postal votes in the letter box of the council office as they will be rejected.
10. If you would rather vote in person or ask someone else to vote on your behalf (if you are not already an appointed proxy) you must cancel your postal vote before 5pm on *[day/date of deadline]*. If you decide to cancel and vote in person, you will need to bring a form of accepted photographic identification. If a person is voting on your behalf as proxy they need to bring their own identification.
11. After we receive your postal voting statement and ballot papers, you cannot vote in person at a polling station in *[this]* *[these]* election(s) and referendum(s)

Getting help

If you need help to vote, you can ask someone you know or get independent help by calling the helpline on *[insert helpline number]*. The person helping you must not tell anyone how you voted.

- Please call the helpline if you require copies of this form or guidance in Braille or languages other than English.
- If you make a mistake, or lose your postal ballot papers or this statement, you can get a replacement. Call us immediately as we can only issue a replacement before 5pm on *[day]* *[date]* *[month]*. If you apply after 5pm on *[day before poll]* we can only issue a replacement if you return this ballot pack in person.

Electoral fraud is a crime. It is an offence to vote more than once at the same election [or referendum] unless you are voting on your own behalf and as a proxy for another person.

Whether you vote in person or via post, it is an offence for someone to try to find out who you are voting for whilst you are putting your mark on your ballot paper, or to then reveal that information.

The *[Relevant Returning / Counting] Officer* issued this statement.
Relevant Returning or Counting Officer to add pictorial guidance as appropriate.

Status: This is the original version (as it was originally made). This item of legislation is currently only available in its original format.

Form 7A(2): postal voting statement for use when a mayoral election is combined with another poll but the postal ballots are not combined – mayoral elections in England

Front of form

Postal voting statement	<i>[Space for barcode]</i>
Election of the Mayor for <i>[insert name of authority]</i>	
Date of election <i>[day] [date] [month] [year]</i>	
<p>Important – you must fill in and return this postal voting statement with your completed ballot paper for it to be counted.</p> <p>Please read the instructions carefully and use a black pen.</p> <p>* Name _____ Ballot paper number _____</p> <p>* <i>Returning Officer to insert name but omit where sent to an anonymous elector</i></p> <p>(!) Check that the number on the back of your ballot paper matches the number shown above. If these do not match, call us immediately on <i>[insert helpline number]</i>.</p> <div style="border: 1px solid black; padding: 10px; margin: 10px 0;"> <p>I am the person the ballot paper numbered above was sent to.</p> <p>My Date of Birth is: <input style="width: 30px; height: 20px; border: 1px solid black;" type="text"/> <input style="width: 30px; height: 20px; border: 1px solid black;" type="text"/> <input style="width: 30px; height: 20px; border: 1px solid black;" type="text"/> <input style="width: 30px; height: 20px; border: 1px solid black;" type="text"/> <input style="width: 30px; height: 20px; border: 1px solid black;" type="text"/> <input style="width: 30px; height: 20px; border: 1px solid black;" type="text"/></p> <p style="text-align: center;">Day Month Year</p> <p>* My Signature is: (You must sign inside the box)</p> <div style="border: 1px solid black; width: 100%; height: 60px; margin-top: 5px;"></div> <p><small>* <i>Returning Officer to indicate where the elector has been granted a waiver and that a signature is not required</i></small></p> </div> <p>We will check this information against our records for security.</p> <p>It is an offence to vote using a ballot paper that was not sent for your use or interfere with another voter’s ballot paper. It is an offence to vote more than once at the same election (unless you are appointed as a proxy).</p> <p><i>Returning Officer to add pictorial guidance as appropriate.</i></p>	

Rear of form

Status: This is the original version (as it was originally made). This item of legislation is currently only available in its original format.

Instructions for voting by post

Please read through carefully. If you need help, please call us on *[insert helpline number]*

1. For your vote to be counted, you must fill in and return this postal voting statement with your ballot paper for the election of the Mayor for *[insert name of authority]*.
2. Make sure you have filled in the **date of birth** **(and signature) box(es)* on this postal voting statement.

** Returning Officer to indicate where the elector has been granted a waiver and that a signature is not required*

Election of the Mayor for *[insert name of authority]* (*[insert colour]* ballot paper)

- Vote for **only one candidate** by putting a cross in the box next to your choice.
3. Do not mark the ballot paper in any other way or your vote may not count.
 4. We must get your postal vote by **10pm on [day] [date of poll]**.
 5. If you miss the post, you can hand in your postal vote and/or the postal vote of others at the council office during office hours to a person authorised to receive postal votes or at any polling station in the electoral area before **10pm on [day] [date of poll]**.
 6. You will be provided with a form which you must complete for the postal vote(s) you are handing in to be accepted.
 7. You can hand in your own postal vote and postal votes for up to 5 other voters.
 8. If you are a political campaigner - you can only hand in your own postal vote plus the votes of up to 5 family members or people for whom you provide regular care.
 9. Do not put any postal votes in the letter box of the council office as they will be rejected.
 10. If you would rather vote in person or ask someone else to vote on your behalf (if you are not already an appointed proxy) you must cancel your postal vote before 5pm on [day/date of deadline]. If you decide to cancel and vote in person, you will need to bring a form of accepted photographic identification. If a person is voting on your behalf as proxy they need to bring their own identification.
 11. After we receive your postal voting statement and ballot paper, you cannot vote in person at a polling station in this election.

Getting help

- If you need help to vote, you can ask someone you know or get independent help by calling the helpline on *[insert helpline number]*. The person helping you must not tell anyone how you voted.
- Please call the helpline if you require copies of this form or guidance in Braille or languages other than English.
- If you make a mistake, or lose your postal ballot paper or this statement, you can get a replacement. Call us immediately as **we can only issue a replacement before 5pm on [day] [date] [month]**. If you apply after **5pm on [day before poll]** we can only issue a replacement if you return this ballot pack in person.

Electoral fraud is a crime. It is an offence to vote more than once at the same election unless you are voting on your own behalf and as a proxy for another person.

Whether you vote in person or via post, it is an offence for someone to try to find out who you are voting for whilst you are putting your mark on your ballot paper, or to then reveal that information.

The Returning Officer issued this statement.

Returning Officer to add pictorial guidance as appropriate.

Status: This is the original version (as it was originally made). This item of legislation is currently only available in its original format.

Front of card

Postal poll card
Election of the Mayor for the <i>[insert name of authority]</i>
Date of election <i>[day] [date] [month] [year]</i>
Voting information
We will send your postal vote around <i>[day] [date] [month] [year]</i> *[addressed to:]
<i>*[Elector's name and address]</i>

Please turn over

Your details:
<i>* [Elector's name and qualifying address details here]</i>
<i>* Returning Officer to omit in both places where poll card sent to an anonymous elector. Poll card to an anonymous elector must be delivered in a sealed envelope</i>
Electoral register number:

Your postal vote
<ul style="list-style-type: none">• You will receive a postal vote for this election because you asked to vote by post.• You will not be able to vote in a polling station.• If you have not received your postal vote by <i>[day] [date] [month]</i> call <i>[insert helpline number]</i>.

If you lose your postal vote or make a mistake
<ul style="list-style-type: none">• Please phone the helpline immediately.• We can only issue a replacement postal vote before 5pm on <i>[day/date of deadline]</i>.


Rear of card


Status: This is the original version (as it was originally made). This item of legislation is currently only available in its original format.

How to vote

1. When you receive your postal vote, read the instructions carefully.
2. Your postal vote includes your ballot paper and a postal voting statement.
3. Complete both of these and return them immediately.
4. We need to receive your postal vote by **10pm on [day/date of poll]**.

If you miss the post, you can hand in your postal vote and/or the postal vote of others at the council office during office hours to a person authorised to receive postal votes, or at any polling station in the electoral area before **10pm on [day] [date of poll]**.

 If you need information in another format, please call our helpline below.

 If you need help to vote, you can ask someone you know or get independent help by calling our helpline:

[Insert helpline and other details including website]

The Returning Officer issued this card.

It is an offence to:

- vote using a ballot paper that was not sent for your use or interfere with another voter's ballot paper
- vote more than once at the same election, unless you are voting on your own behalf and as a proxy for another person
- vote as a proxy on behalf of more than four electors, of which no more than two may be on behalf of other domestic electors (a domestic elector is one who is not an overseas or service elector).
- vote as a proxy for someone if you know that by law they are not allowed to vote

If you would rather vote in person, or ask someone else to vote on your behalf

- you must cancel your postal vote **before 5pm on [day/date of deadline]**.
- Please note that when voting in person, you or someone who is voting on your behalf must show an accepted form of photographic identification. For more information, please *[insert suggestion to call helpline and/or visit a relevant website, as appropriate]*.

Whether you vote in person or via post, it is an offence for someone to try to find out who you are voting for whilst you are putting your mark on your ballot paper, or to then reveal that information.

If undelivered return to
[Insert return address]

Form 11ZA: official proxy postal poll card (for use at mayoral elections in England)

Front of card

Status: This is the original version (as it was originally made). This item of legislation is currently only available in its original format.

Proxy postal poll card
Election of Mayor for <i>[insert name of authority]</i>
Date of election <i>[day] [date] [month] [year]</i>

Voting information
We will send your postal vote around <i>[day] [date] [month] [year]</i> <i>*[addressed to:]</i>
<i>* [Proxy's name and qualifying address details here] * Returning Officer to omit where poll card sent to the proxy of an anonymous elector. Poll card to proxy of an anonymous elector must be delivered in a sealed envelope.</i>

Please turn over

Rear of card

Voting as a proxy

** [The person named on the back of this card] [Another person] has appointed you as a proxy to vote on their behalf at this election.

** *If sent to the proxy of an anonymous elector omit the words in the first set of brackets, if not omit the words in the second set of brackets.*

Your postal vote

- You will receive a postal vote for this election because you asked to vote by post.
- You will not be able to vote as a proxy in a polling station.
- **If you have not received your postal vote by *[day] [date] [month]* call *[insert helpline number]*.**

Whether you vote in person or via post, it is an offence for someone else to try to find out who you are voting for whilst you are putting your mark on your ballot paper, or to then reveal that information.

Status: This is the original version (as it was originally made). This item of legislation is currently only available in its original format.

For this election you are proxy for:

* *[(Elector's name)
(Elector's address)
(Elector's number on register)]*


[the person with this elector number: (Insert elector's number on register)]


* *If anonymous elector omit the words in the first set of square brackets, if not omit the words in the second set of square brackets*

How to vote

1. When you receive your postal vote, read the instructions carefully.
2. Your postal vote includes your ballot paper and a postal voting statement.
3. Complete both of these and return them immediately.
4. We need to receive your postal vote by **10pm on [day/date of poll]**.

If you miss the post, you can hand in your postal vote and/or the postal vote of others at the council office during office hours to a person authorised to receive postal votes, or at any polling station in the local authority area before **10pm on [day] [date of poll]**.

 If you need information in another format, please call our helpline below.

 If you need help to vote, you can ask someone you know or get independent help by calling our helpline:

[insert helpline or other details including website]

If you lose your postal vote or make a mistake

- Please phone the helpline immediately.
- We can only issue a replacement postal vote before **5pm on [day/date of deadline]**.

If you would rather vote in person, you must cancel your postal vote before **5pm on [day/ date of deadline]**. Please note that when voting in person, you must show an accepted form of photographic identification and this must be your own identification, not that of the person you are voting on behalf of. For more information, please *[insert suggestion to call helpline and/or visit a relevant website, as appropriate]*

It is an offence to:

- vote using a ballot paper that was not sent for your use or interfere with another voter's ballot paper
- vote more than once at the same election, unless you are voting on your own behalf and as a proxy for another person
- vote as a proxy on behalf of more than four electors, of which no more than two may be on behalf of other domestic electors (a domestic elector is one who is not an overseas or service elector).
- vote as a proxy for someone if you know that by law they are not allowed to vote

The Returning Officer issued this card.

If undelivered return to
[insert return address]

SCHEDULE 4

Regulation 6(2)(c) and (4)(d)

Local Authorities (Conduct of Referendums) (England) Regulations 2012 forms

PART 1

Local Government Act referendums: standalone poll

Postal voting statement

Front of form

Status: This is the original version (as it was originally made). This item of legislation is currently only available in its original format.

Postal voting statement	<i>[Space for barcode]</i>
Referendum on how <i>[insert name of council]</i> Council is run	
Date of referendum <i>[day] [date] [month] [year]</i>	
<p>Important – you must fill in and return this postal voting statement with your completed ballot paper for it to be counted.</p> <p>Please read the instructions carefully and use a black pen.</p> <p>* Name _____ Ballot paper number _____</p> <p>* <i>Counting Officer to insert name but omit where sent to an anonymous elector</i></p> <p>(!) Check that the number on the back of your ballot paper matches the number shown above. If these do not match, call us immediately on <i>[insert helpline number]</i>.</p> <div style="border: 1px solid black; padding: 10px; margin-top: 10px;"> <p>I am the person the ballot paper numbered above was sent to.</p> <p>My Date of Birth is: <input style="width: 30px; height: 20px; border: 1px solid black;" type="text"/> <input style="width: 30px; height: 20px; border: 1px solid black;" type="text"/> <input style="width: 30px; height: 20px; border: 1px solid black;" type="text"/> <input style="width: 30px; height: 20px; border: 1px solid black;" type="text"/> <input style="width: 30px; height: 20px; border: 1px solid black;" type="text"/> <input style="width: 30px; height: 20px; border: 1px solid black;" type="text"/></p> <p style="text-align: center;">Day Month Year</p> <p>* My Signature is: (You must sign inside the box)</p> <p>* <i>Counting Officer to indicate where the voter has been granted a waiver and that a signature is not required</i></p> <div style="border: 1px solid black; width: 250px; height: 60px; margin-left: auto; margin-right: auto;"></div> </div> <p style="margin-top: 10px;">We will check this information against our records for security.</p> <p>It is an offence to vote using a ballot paper that was not sent for your use or interfere with another voter's ballot paper. It is an offence to vote more than once at the same referendum (unless you are appointed as a proxy).</p> <p><i>Counting Officer to add pictorial guidance as appropriate.</i></p>	

Rear of form

Status: This is the original version (as it was originally made). This item of legislation is currently only available in its original format.

Instructions for voting by post

Please read through carefully. If you need help, please call us on *[insert helpline number]*

1. For your vote to be counted, you must fill in and return this postal voting statement with your ballot paper.
2. Make sure you have filled in the date of birth **[and signature] box[es]* on this postal voting statement.
**Counting Officer to indicate where the voter has been granted a waiver and that a signature is not required*
3. Vote only once by putting a cross in the box next to your choice.
4. Do not mark the ballot papers in any other way or your votes may not count.
5. We must get your postal vote by 10pm on *[day] [date of poll]*.
6. If you miss the post, you can hand in your postal vote and/or the postal vote of others at the council office during office hours to a person authorised to receive postal votes or at any polling station used for the referendum before 10pm on *[day] [date of poll]*.
7. You will be provided with a form which you must complete for the postal vote(s) you are handing in to be accepted.
8. You can hand in your own postal vote and postal votes for up to 5 other voters.
9. If you are a political campaigner - you can only hand in your own postal vote plus the votes of up to 5 family members or people for whom you provide regular care.
10. Do not put any postal votes in the letter box of the council office as they will be rejected.
11. If you would rather vote in person or ask someone else to vote on your behalf (if you are not already an appointed proxy) you must cancel your postal vote before 5pm on *[day/date of deadline]*. If you decide to cancel and vote in person, you will need to bring a form of accepted photographic identification. If a person is voting on your behalf as proxy they need to bring their own identification.
12. After we receive your postal voting statement and ballot paper, you cannot vote in person at a polling station in this referendum.

Getting help

- If you need help to vote, you can ask someone you know or get independent help by calling the helpline on *[insert helpline number]*. The person helping you must not tell anyone how you voted.
- Please call the helpline if you require copies of this form or guidance in Braille or languages other than English.
- If you make a mistake, or lose your postal ballot paper or this statement, you can get a replacement. Call us immediately as we can only issue a replacement before 5pm on *[day] [date] [month]*. If you apply after 5pm on *[day before poll]* we can only issue a replacement if you return this ballot pack in person.

Electoral fraud is a crime. It is an offence to vote more than once in this referendum unless you are voting on your own behalf and as a proxy for another person.

Whether you vote in person or via post, it is an offence for someone to try to find out how you are voting whilst you are putting your mark on your ballot paper, or to then reveal that information.

The Counting Officer issued this statement.
Counting Officer to add pictorial guidance as appropriate.

Official postal poll card (to be sent to a voter voting by post)

Status: This is the original version (as it was originally made). This item of legislation is currently only available in its original format.

Front of card

Postal poll card
Referendum on how [insert name of council] Council is run
Date of referendum [day] [date] [month] [year]
Voting information
We will send your postal vote around [day] [date] [month] [year] *[addressed to:]
*[Voter's name and address]
*Counting Officer to omit where poll card sent to an anonymous voter.

Please turn over

Your details:
* [Voter's name and qualifying address details here]
* Counting Officer to omit where poll card sent to an anonymous voter. Poll card to an anonymous voter must be delivered in a sealed envelope
Electoral register number:

Your postal vote
<ul style="list-style-type: none">• You will receive a postal vote for this referendum because you asked to vote by post.• You will not be able to vote in a polling station.• If you have not received your postal vote by [day] [date] [month] call [insert helpline number].

If you lose your postal vote or make a mistake
<ul style="list-style-type: none">• Please phone the helpline immediately.• We can only issue a replacement postal vote before 5pm on [day/date of deadline].

Rear of form

Status: This is the original version (as it was originally made). This item of legislation is currently only available in its original format.

How to vote

1. When you receive your postal vote, read the instructions carefully.
2. Your postal vote includes your ballot paper and a postal voting statement.
3. Complete both of these and return them immediately.
4. We need to receive your postal vote by **10pm on [day/date of poll]**.

If you miss the post, you can hand in your postal vote and/or the postal vote of others at the council office during office hours to a person authorised to receive postal votes, or at any polling station used for the referendum before **10pm on [day] [date of poll]**.


It is an offence to:


- vote using a ballot paper that was not sent for your use or interfere with another voter's ballot paper
- vote more than once at the same referendum, unless you are voting on your own behalf and as a proxy for another person
- vote as a proxy on behalf of more than four voters, of which no more than two may be on behalf of other domestic voters (a domestic voter is one who is not an overseas or service voter).
- vote as a proxy for someone if you know that by law they are not allowed to vote

If you would rather vote in person, or ask someone else to vote on your behalf

- you must cancel your postal vote **before 5pm on [day/date of deadline]**.
- Please note that when voting in person, you or someone who is voting on your behalf must show an accepted form of photographic identification. For more information, please *[insert suggestion to call helpline and/or visit a relevant website, as appropriate]*.

Whether you vote in person or via post, it is an offence for someone to try to find out who you are voting for whilst you are putting your mark on your ballot paper, or to then reveal that information.

 If you need information in another format, please call our helpline below.

 If you need help to vote, you can ask someone you know or get independent help by calling our helpline:

[insert helpline and other details including website]

The Counting Officer issued this card.

If undelivered return to
[insert return address]

Official proxy postal poll card (to be sent to an appointed proxy voting by post)

Front of card

Status: This is the original version (as it was originally made). This item of legislation is currently only available in its original format.

Proxy postal poll card
Referendum on how <i>[insert name of council] Council is run</i>
Date of referendum <i>[day] [date] [month] [year]</i>

Voting information
We will send your postal vote around <i>[day] [date] [month] [year]</i> <i>*[addressed to:]</i>
<p><i>* [Proxy's name and qualifying address details here]</i></p> <p><i>* Counting Officer to omit where poll card sent to the proxy of an anonymous voter. Poll card to proxy of an anonymous elector must be delivered in a sealed envelope.</i></p>

Please turn over

Rear of form

Voting as a proxy

** [The person named on the back of this card] [Another person] has appointed you as a proxy to vote on their behalf at this referendum.

** *If sent to the proxy of an anonymous voter omit the words in the first set of brackets, if not omit the words in the second set of brackets.*

Your postal vote

- You will receive a postal vote for this referendum because you asked to vote by post.
- You will not be able to vote as a proxy in a polling station.
- **If you have not received your postal vote by *[day] [date] [month]* call *[insert helpline number]*.**

Whether you vote in person or via post, it is an offence for someone else to try to find out who you are voting for whilst you are putting your mark on your ballot paper, or to then reveal that information.

Status: This is the original version (as it was originally made). This item of legislation is currently only available in its original format.

For this referendum you are proxy for:

* [(Voter's name)
(Voter's address)
(Voter's number on register)]



[the person with this elector number: (Insert elector's number on register)]

* If anonymous voter omit the words in the first set of square brackets, if not omit the words in the second set of square brackets

How to vote

1. When you receive your postal vote, read the instructions carefully.
2. Your postal vote includes your ballot paper and a postal voting statement.
3. Complete both of these and return them immediately.
4. We need to receive your postal vote by **10pm on [day/date of poll]**.

If you miss the post, you can hand in your postal vote and/or the postal vote of others at the council office during office hours to a person authorised to receive postal votes, or at any polling station used for the referendum before **10pm on [day] [date of poll]**.

-  If you need information in another format, please call our helpline below.
-  If you need help to vote, you can ask someone you know or get independent help by calling our helpline:
[insert helpline or other details including website]

If you lose your postal vote or make a mistake

- Please phone the helpline immediately.
- We can only issue a replacement postal vote before **5pm on [day/date of deadline]**.

If you would rather vote in person, you must cancel your postal vote before **5pm on [day/ date of deadline]**. Please note that when voting in person, you must show an accepted form of photographic identification and this must be your own identification, not that of the person you are voting on behalf of. For more information, please [insert suggestion to call helpline and/or visit a relevant website, as appropriate]

It is an offence to:

- vote using a ballot paper that was not sent for your use or interfere with another voter's ballot paper
- vote more than once at the same referendum, unless you are voting on your own behalf and as a proxy for another person
- vote as a proxy on behalf of more than four voters, of which no more than two may be on behalf of other domestic voters (a domestic voter is one who is not an overseas or service voter).
- vote as a proxy for someone if you know that by law they are not allowed to vote

The Counting Officer issued this card.

If undelivered return to
[insert return address]

PART 2

Local Government Act referendums: combined poll

Postal voting statement (for use where there is joint issue and receipt of postal ballot papers)

Front of form

Status: This is the original version (as it was originally made). This item of legislation is currently only available in its original format.

Postal voting statement	[Space for barcode]
<p>Referendum on how [insert name of council] Council is run <i>[Relevant Returning or Counting Officer to insert title(s) of other election(s) and referendums as appropriate]</i></p>	
<p>Date of [election(s)] [and] [referendum(s)] [day] [date] [month] [year]</p>	
<p>Important – you must fill in and return this postal voting statement with your completed ballot papers for them to be counted.</p> <p>Please read the instructions carefully and use a black pen.</p> <p>* Name _____ Ballot paper numbers _____</p> <p>* <i>Relevant Returning or Counting Officer to insert name but omit where sent to an anonymous elector</i></p> <p>(!) Check that the numbers on the backs of your ballot papers match the numbers shown above. If they do not match, call us immediately on <i>[insert helpline number]</i>.</p> <div style="border: 1px solid black; padding: 10px; margin: 10px 0;"> <p>I am the person the ballot papers numbered above were sent to.</p> <p>My Date of Birth is: <input style="width: 30px; height: 20px; border: 1px solid black;" type="text"/> <input style="width: 30px; height: 20px; border: 1px solid black;" type="text"/> <input style="width: 30px; height: 20px; border: 1px solid black;" type="text"/> <input style="width: 30px; height: 20px; border: 1px solid black;" type="text"/> <input style="width: 30px; height: 20px; border: 1px solid black;" type="text"/> <input style="width: 30px; height: 20px; border: 1px solid black;" type="text"/></p> <p style="text-align: center;">Day Month Year</p> <p>* My Signature is: (You must sign inside the box)</p> <div style="border: 1px solid black; width: 250px; height: 60px; margin: 5px auto;"></div> <p><small>* <i>Relevant Returning Officer or Counting Officer to indicate where the voter has been granted a waiver and that a signature is not required</i></small></p> </div> <p>We will check this information against our records for security.</p> <p>It is an offence to vote using a ballot paper that was not sent for your use or interfere with another voter’s ballot paper. It is an offence to vote more than once at the same election [or referendum] (unless you are appointed as a proxy).</p> <p><i>Relevant Returning or Counting Officer to add pictorial guidance as appropriate.</i></p>	

Rear of form

Status: This is the original version (as it was originally made). This item of legislation is currently only available in its original format.

Instructions for voting by post

Please read through carefully. If you need help, please call us on *[insert helpline number]*

- For your votes to be counted, you must fill in and return this postal voting statement with all your ballot papers (listed below).
- Make sure you have filled in the date of birth ^{*}[and signature] box[es] on this postal voting statement.
^{*} *Relevant Returning Officer or Counting Officer to indicate where the voter has been granted a waiver and that a signature is not required*
- * UK Parliamentary election (*[insert colour]* ballot paper)**
 - [Vote for only one candidate by putting a cross in the box next to your choice.]
- * [Local government election]/[Parish council election] (*[insert colour]* ballot paper)**
 - [Vote for only one candidate by putting a cross in the box next to your choice.]
 - [Vote for no more than _____ candidates by putting a cross in the box next to each of your choices.]
- * London Assembly constituency members election (*[insert colour]* ballot paper)**
 - [Vote for only one candidate by putting a cross in the box next to your choice.]
- * London Assembly London members election (*[insert colour]* ballot paper)**
 - [Vote only once by putting a cross in the box next to your choice.]
- * London Mayoral election (*[insert colour]* ballot paper)**
 - [Vote for only one candidate by putting a cross in the box next to your choice.]
- * Referendum on how *[insert name of council]* Council is run (*[insert colour]* ballot paper)**
 - [Vote only once by putting a cross in the box next to your choice.]
- * *[Specify other]* election/referendum (*[insert colour]* ballot paper)**
 - [Specify voting instructions in accordance with the legislation governing the election or referendum]
 - ^{*} *Relevant Returning or Counting Officer to add/amend as appropriate.*
- Do not mark the ballot papers in any other way or your votes may not count.
- We must get your postal vote by 10pm on *[day]* *[date of poll]*.
- If you miss the post, you can hand in your postal vote and/or the postal vote of others at the council office during office hours to a person authorised to receive postal votes or at any polling station in the _____ area before 10pm on *[day]* *[date of poll]*.
- You will be provided with a form which you must complete for the postal vote(s) you are handing in to be accepted.
- You can hand in your own postal vote and postal votes for up to 5 other voters.
- If you are a political campaigner - you can only hand in your own postal vote plus the votes of up to 5 family members or people for whom you provide regular care.
- Do not put any postal votes in the letter box of the council office as they will be rejected.
- If you would rather vote in person or ask someone else to vote on your behalf (if you are not already an appointed proxy) you must cancel your postal vote before 5pm on *[day/date of deadline]*. If you decide to cancel and vote in person, you will need to bring a form of accepted photographic identification. If a person is voting on your behalf as proxy they need to bring their own identification.
- After we receive your postal voting statement and ballot papers, you cannot vote in person at a polling station in *[this]* *[these]* *[election(s)]* *[and]* *[referendum(s)]*.

Getting help

- If you need help to vote, you can ask someone you know or get independent help by calling the helpline on *[insert helpline number]*. The person helping you must not tell anyone how you voted.
- Please call the helpline if you require copies of this form or guidance in Braille or languages other than English.
- If you make a mistake, or lose your postal ballot papers or this statement, you can get a replacement. Call us immediately as we can only issue a replacement before 5pm on *[day]* *[date]* *[month]*. If you apply after 5pm on *[day before poll]* we can only issue a replacement if you return this ballot pack in person.

Electoral fraud is a crime. It is an offence to vote more than once at the same *[election or]* referendum unless you are voting on your own behalf and as a proxy for another person.

Whether you vote in person or via post, it is an offence for someone to try to find out who you are voting for whilst you are putting your mark on your ballot paper, or to then reveal that information.

The *[Returning / Counting]* Officer issued this statement.

Relevant Returning or Counting Officer to add pictorial guidance as appropriate.

Postal voting statement (for use when a referendum poll is combined with another poll but the postal ballot papers are not combined)

Front of form

Status: This is the original version (as it was originally made). This item of legislation is currently only available in its original format.

Postal voting statement	[Space for barcode]
Referendum on how [insert name of council] Council is run	
Date of referendum [day] [date] [month] [year]	
<p>Important – you must fill in and return this postal voting statement with your completed ballot paper for it to be counted.</p> <p>Please read the instructions carefully and use a black pen.</p> <p>* Name _____ Ballot paper number _____</p> <p>* <i>Counting Officer to insert name but omit where sent to an anonymous elector</i></p> <p>(!) Check that the number on the back of your ballot paper matches the number shown above. If these do not match, call us immediately on [insert helpline number].</p> <div style="border: 1px solid black; padding: 10px; margin: 10px 0;"> <p>I am the person the ballot paper numbered above was sent to.</p> <p>My Date of Birth is: <input style="width: 30px; height: 20px; border: 1px solid black;" type="text"/> <input style="width: 30px; height: 20px; border: 1px solid black;" type="text"/> <input style="width: 30px; height: 20px; border: 1px solid black;" type="text"/> <input style="width: 30px; height: 20px; border: 1px solid black;" type="text"/> <input style="width: 30px; height: 20px; border: 1px solid black;" type="text"/> <input style="width: 30px; height: 20px; border: 1px solid black;" type="text"/></p> <p style="text-align: center;">Day Month Year</p> <p>* My Signature is: (You must sign inside the box)</p> <p>* <i>Counting Officer to indicate where the voter has been granted a waiver and that a signature is not required</i></p> <div style="border: 1px solid black; width: 100%; height: 60px; margin-top: 5px;"></div> </div> <p>We will check this information against our records for security.</p> <p>It is an offence to vote using a ballot paper that was not sent for your use or interfere with another voter’s ballot paper. It is an offence to vote more than once at the same referendum (unless you are appointed as a proxy).</p> <p><i>Counting Officer to add pictorial guidance as appropriate.</i></p>	

Rear of form

Status: This is the original version (as it was originally made). This item of legislation is currently only available in its original format.

Instructions for voting by post

Please read through carefully. If you need help, please call us on *[insert helpline number]*

1. For your vote to be counted, you must fill in and return this postal voting statement with your ballot paper for the Referendum on how *[insert name of council]* Council is run.
2. Make sure you have filled in the date of birth **[and signature] box[es]* on this postal voting statement.
** Counting Officer to indicate where the voter has been granted a waiver and that a signature is not required*

Referendum on how for *[insert name of council]* Council is run (*[insert colour]* ballot paper)

3. Vote **only once** by putting a cross in the box next to your choice.
4. Do not mark the ballot paper in any other way or your votes may not count.
5. We must get your postal vote by **10pm on [day] [date of poll]**.
6. If you miss the post, you can hand in your postal vote and/or the postal vote of others at the council office during office hours to a person authorised to receive postal votes or at any polling station used for the referendum before **10pm on [day] [date of poll]**.
7. You will be provided with a form which you must complete for the postal vote(s) you are handing in to be accepted.
8. You can hand in your own postal vote and postal votes for up to 5 other voters.
9. If you are a political campaigner - you can only hand in your own postal vote plus the votes of up to 5 family members or people for whom you provide regular care.
10. Do not put any postal votes in the letter box of the council office as they will be rejected.
11. If you would rather vote in person or ask someone else to vote on your behalf (if you are not already an appointed proxy) you must cancel your postal vote before 5pm on [day/date of deadline]. If you decide to cancel and vote in person, you will need to bring a form of accepted photographic identification. If a person is voting on your behalf as proxy they need to bring their own identification.
12. After we receive your postal voting statement and ballot paper, you cannot vote in person at a polling station in this referendum.

Getting help

- If you need help to vote, you can ask someone you know or get independent help by calling the helpline on *[insert helpline number]*. The person helping you must not tell anyone how you voted.
- Please call the helpline if you require copies of this form or guidance in Braille or languages other than English.
- If you make a mistake, or lose your postal ballot paper or this statement, you can get a replacement. Call us immediately as **we can only issue a replacement before 5pm on [day] [date] [month]**. If you apply after **5pm on [day before poll]** we can only issue a replacement if you return this ballot pack in person.

Electoral fraud is a crime. It is an offence to vote more than once at the same referendum unless you are voting on your own behalf and as a proxy for another person.

Whether you vote in person or via post, it is an offence for someone to try to find out how you are voting whilst you are putting your mark on your ballot paper, or to then reveal that information.

The Counting Officer issued this statement.
Counting Officer to add pictorial guidance as appropriate.

Official postal poll card (to be sent to a voter voting by post)

Front of card

Status: This is the original version (as it was originally made). This item of legislation is currently only available in its original format.

Postal poll card
Referendum on how [insert name of council] Council is run
Date of referendum [day] [date] [month] [year]
Voting information
We will send your postal vote around [day] [date] [month] [year] *[addressed to:]
<i>*[Voter's name and address]</i>
<i>*Counting Officer to omit where poll card sent to an anonymous voter.</i>

Please turn over

Your details:
<i>* [Voter's name and qualifying address details here]</i>
<i>* Counting Officer to omit where poll card sent to an anonymous voter. Poll card to an anonymous voter must be delivered in a sealed envelope</i>
Electoral register number:

Your postal vote
<ul style="list-style-type: none">• You will receive a postal vote for this referendum because you asked to vote by post.• You will not be able to vote in a polling station.• If you have not received your postal vote by [day] [date] [month] call [insert helpline number].

If you lose your postal vote or make a mistake
<ul style="list-style-type: none">• Please phone the helpline immediately.• We can only issue a replacement postal vote before 5pm on [day/date of deadline].


Rear of card


Status: This is the original version (as it was originally made). This item of legislation is currently only available in its original format.

How to vote

1. When you receive your postal vote, read the instructions carefully.
2. Your postal vote includes your ballot paper and a postal voting statement.
3. Complete both of these and return them immediately.
4. We need to receive your postal vote by **10pm on [day/date of poll]**.

If you miss the post, you can hand in your postal vote and/or the postal vote of others at the council office during office hours to a person authorised to receive postal votes, or at any polling station used for the referendum before **10pm on [day] [date of poll]**.

 If you need information in another format, please call our helpline below.

 If you need help to vote, you can ask someone you know or get independent help by calling our helpline:

[Insert helpline and other details including website]

The Counting Officer issued this card.

It is an offence to:

- vote using a ballot paper that was not sent for your use or interfere with another voter's ballot paper
- vote more than once at the same referendum, unless you are voting on your own behalf and as a proxy for another person
- vote as a proxy on behalf of more than four voters, of which no more than two may be on behalf of other domestic voters (a domestic voter is one who is not an overseas or service voter).
- vote as a proxy for someone if you know that by law they are not allowed to vote

If you would rather vote in person, or ask someone else to vote on your behalf

- you must cancel your postal vote **before 5pm on [day/date of deadline]**.
- Please note that when voting in person, you or someone who is voting on your behalf must show an accepted form of photographic identification. For more information, please *[insert suggestion to call helpline and/or visit a relevant website, as appropriate]*.

Whether you vote in person or via post, it is an offence for someone to try to find out who you are voting for whilst you are putting your mark on your ballot paper, or to then reveal that information.

If undelivered return to
[insert return address]

Official proxy postal poll card (to be sent to an appointed proxy voting by post)

Front of card

Status: This is the original version (as it was originally made). This item of legislation is currently only available in its original format.

Proxy postal poll card
Referendum on how <i>[insert name of council] Council is run</i>
Date of referendum <i>[day] [date] [month] [year]</i>

Voting information
We will send your postal vote around <i>[day] [date] [month] [year]</i> <i>*[addressed to:]</i>
<p><i>* [Proxy's name and qualifying address details here]</i></p> <p><i>* Counting Officer to omit where poll card sent to the proxy of an anonymous voter. Poll card to proxy of an anonymous elector must be delivered in a sealed envelope.</i></p>

Please turn over

Rear of card

Voting as a proxy

** [The person named on the back of this card] [Another person] has appointed you as a proxy to vote on their behalf at this referendum.

** *If sent to the proxy of an anonymous voter omit the words in the first set of brackets, if not omit the words in the second set of brackets.*

Your postal vote

- You will receive a postal vote for this referendum because you asked to vote by post.
- You will not be able to vote as a proxy in a polling station.
- **If you have not received your postal vote by *[day] [date] [month]* call *[insert helpline number]*.**

Whether you vote in person or via post, it is an offence for someone else to try to find out who you are voting for whilst you are putting your mark on your ballot paper, or to then reveal that information.

Status: This is the original version (as it was originally made). This item of legislation is currently only available in its original format.

For this referendum you are proxy for:

* [(Voter's name)
(Voter's address)
(Voter's number on register)]



[the person with this elector number: (Insert elector's number on register)]

* If anonymous voter omit the words in the first set of square brackets, if not omit the words in the second set of square brackets

How to vote

1. When you receive your postal vote, read the instructions carefully.
2. Your postal vote includes your ballot paper and a postal voting statement.
3. Complete both of these and return them immediately.
4. We need to receive your postal vote by **10pm on [day/date of poll]**.

If you miss the post, you can hand in your postal vote and/or the postal vote of others at the council office during office hours to a person authorised to receive postal votes, or at any polling station used for the referendum before **10pm on [day] [date of poll]**.

-  If you need information in another format, please call our helpline below.
-  If you need help to vote, you can ask someone you know or get independent help by calling our helpline:
[insert helpline or other details including website]

If you lose your postal vote or make a mistake

- Please phone the helpline immediately.
- We can only issue a replacement postal vote before **5pm on [day/date of deadline]**.

If you would rather vote in person, you must cancel your postal vote before **5pm on [day/ date of deadline]**. Please note that when voting in person, you must show an accepted form of photographic identification and this must be your own identification, not that of the person you are voting on behalf of. For more information, please [insert suggestion to call helpline and/or visit a relevant website, as appropriate]

It is an offence to:

- vote using a ballot paper that was not sent for your use or interfere with another voter's ballot paper
- vote more than once at the same referendum, unless you are voting on your own behalf and as a proxy for another person
- vote as a proxy on behalf of more than four voters, of which no more than two may be on behalf of other domestic voters (a domestic voter is one who is not an overseas or service voter).
- vote as a proxy for someone if you know that by law they are not allowed to vote

The Counting Officer issued this card.

If undelivered return to
[insert return address]

SCHEDULE 5

Regulation 7(2)(c) and (4)(d)

Local Authorities (Conduct of Referendums) (Council Tax Increases) (England) Regulations 2012 forms

PART 1

Local Government Finance Act referendums: standalone poll

Postal voting statement

Front of form

Status: This is the original version (as it was originally made). This item of legislation is currently only available in its original format.

Postal voting statement	<i>[Space for barcode]</i>																						
Referendum on the Council Tax increase for <i>[insert name of authority]</i>																							
Date of referendum <i>[day] [date] [month] [year]</i>																							
<p>Important – you must fill in and return this postal voting statement with your completed ballot paper for it to be counted.</p> <p>Please read the instructions carefully and use a black pen.</p> <p>* Name _____ Ballot paper number _____</p> <p>* <i>Counting Officer to insert name but omit where sent to an anonymous elector</i></p> <p>(!) Check that the number on the back of your ballot paper matches the number shown above. If these do not match, call us immediately on <i>[insert helpline number]</i>.</p>																							
<table border="1" style="width: 100%; border-collapse: collapse;"> <tr> <td colspan="2" style="padding: 5px;">I am the person the ballot paper numbered above was sent to.</td> </tr> <tr> <td style="padding: 5px;">My Date of Birth is:</td> <td style="padding: 5px;"> <table style="width: 100%; text-align: center;"> <tr> <td style="border: 1px solid black; width: 20px; height: 20px;"></td> <td style="border: 1px solid black; width: 20px; height: 20px;"></td> <td style="border: 1px solid black; width: 20px; height: 20px;"></td> <td style="border: 1px solid black; width: 20px; height: 20px;"></td> <td style="border: 1px solid black; width: 20px; height: 20px;"></td> <td style="border: 1px solid black; width: 20px; height: 20px;"></td> <td style="border: 1px solid black; width: 20px; height: 20px;"></td> <td style="border: 1px solid black; width: 20px; height: 20px;"></td> </tr> <tr> <td colspan="2">Day</td> <td colspan="2">Month</td> <td colspan="4">Year</td> </tr> </table> </td> </tr> <tr> <td style="padding: 5px;"> <p>* My Signature is: (You must sign inside the box)</p> <p>* <i>Counting Officer to indicate where the voter has been granted a waiver and that a signature is not required</i></p> </td> <td style="padding: 5px; text-align: center;"> <div style="border: 1px solid black; width: 200px; height: 50px; margin: 0 auto;"></div> </td> </tr> </table>		I am the person the ballot paper numbered above was sent to.		My Date of Birth is:	<table style="width: 100%; text-align: center;"> <tr> <td style="border: 1px solid black; width: 20px; height: 20px;"></td> <td style="border: 1px solid black; width: 20px; height: 20px;"></td> <td style="border: 1px solid black; width: 20px; height: 20px;"></td> <td style="border: 1px solid black; width: 20px; height: 20px;"></td> <td style="border: 1px solid black; width: 20px; height: 20px;"></td> <td style="border: 1px solid black; width: 20px; height: 20px;"></td> <td style="border: 1px solid black; width: 20px; height: 20px;"></td> <td style="border: 1px solid black; width: 20px; height: 20px;"></td> </tr> <tr> <td colspan="2">Day</td> <td colspan="2">Month</td> <td colspan="4">Year</td> </tr> </table>									Day		Month		Year				<p>* My Signature is: (You must sign inside the box)</p> <p>* <i>Counting Officer to indicate where the voter has been granted a waiver and that a signature is not required</i></p>	<div style="border: 1px solid black; width: 200px; height: 50px; margin: 0 auto;"></div>
I am the person the ballot paper numbered above was sent to.																							
My Date of Birth is:	<table style="width: 100%; text-align: center;"> <tr> <td style="border: 1px solid black; width: 20px; height: 20px;"></td> <td style="border: 1px solid black; width: 20px; height: 20px;"></td> <td style="border: 1px solid black; width: 20px; height: 20px;"></td> <td style="border: 1px solid black; width: 20px; height: 20px;"></td> <td style="border: 1px solid black; width: 20px; height: 20px;"></td> <td style="border: 1px solid black; width: 20px; height: 20px;"></td> <td style="border: 1px solid black; width: 20px; height: 20px;"></td> <td style="border: 1px solid black; width: 20px; height: 20px;"></td> </tr> <tr> <td colspan="2">Day</td> <td colspan="2">Month</td> <td colspan="4">Year</td> </tr> </table>									Day		Month		Year									
Day		Month		Year																			
<p>* My Signature is: (You must sign inside the box)</p> <p>* <i>Counting Officer to indicate where the voter has been granted a waiver and that a signature is not required</i></p>	<div style="border: 1px solid black; width: 200px; height: 50px; margin: 0 auto;"></div>																						
<p>We will check this information against our records for security.</p> <p>It is an offence to vote using a ballot paper that was not sent for your use or interfere with another voter's ballot paper. It is an offence to vote more than once at the same referendum (unless you are appointed as a proxy).</p> <p><i>Counting Officer to add pictorial guidance as appropriate.</i></p>																							

Rear of form

Status: This is the original version (as it was originally made). This item of legislation is currently only available in its original format.

Instructions for voting by post

Please read through carefully. If you need help, please call us on *[insert helpline number]*

1. For your vote to be counted, you must fill in and return this postal voting statement with your ballot paper.
2. Make sure you have filled in the **date of birth **[and signature]* box[es]** on this postal voting statement.
**Counting Officer to indicate where the voter has been granted a waiver and that a signature is not required*
3. Vote **only once** by putting a cross in the box next to your choice.
4. Do not mark the ballot papers in any other way or your votes may not count.
5. We must get your postal vote by **10pm on *[day]* *[date of poll]***.
6. If you miss the post, you can hand in your postal vote and/or the postal vote of others at the council office during office hours to a person authorised to receive postal votes or at any polling station used for the referendum before **10pm on *[day]* *[date of poll]***.
7. You will be provided with a form which you must complete for the postal vote(s) you are handing in to be accepted.
8. You can hand in your own postal vote and postal votes for up to 5 other voters.
9. If you are a political campaigner - you can only hand in your own postal vote plus the votes of up to 5 family members or people for whom you provide regular care.
10. Do not put any postal votes in the letter box of the council office as they will be rejected.
11. If you would rather vote in person or ask someone else to vote on your behalf (if you are not already an appointed proxy) you must cancel your postal vote before 5pm on *[day/date of deadline]*. If you decide to cancel and vote in person, you will need to bring a form of accepted photographic identification. If a person is voting on your behalf as proxy they need to bring their own identification.
12. After we receive your postal voting statement and ballot paper, you cannot vote in person at a polling station in this referendum.

Getting help

- If you need help to vote, you can ask someone you know or get independent help by calling the helpline on *[insert helpline number]*. The person helping you must not tell anyone how you voted.
- Please call the helpline if you require copies of this form or guidance in Braille or languages other than English.
- If you make a mistake, or lose your postal ballot paper or this statement, you can get a replacement. Call us immediately as **we can only issue a replacement before 5pm on *[day]* *[date]* *[month]***. If you apply after 5pm on *[day before poll]* we can only issue a replacement if you return this ballot pack in person.

Electoral fraud is a crime. It is an offence to vote more than once at the same referendum unless you are voting on your own behalf and as a proxy for another person.

Whether you vote in person or via post, it is an offence for someone to try to find out how you are voting whilst you are putting your mark on your ballot paper, or to then reveal that information.

The Counting Officer issued this statement.
Counting Officer to add pictorial guidance as appropriate.

Status: This is the original version (as it was originally made). This item of legislation is currently only available in its original format.

Official postal poll card (to be sent to a voter voting by post)

Front of card

Postal poll card
Referendum on the Council Tax increase for [insert name of authority]
Date of referendum [day] [date] [month] [year]
Voting information
We will send your postal vote around [day] [date] [month] [year] *[addressed to:]
*[Voter's name and address]
*Counting Officer to omit where poll card sent to an anonymous voter.

<p>Your details:</p> <p>* [Voter's name and qualifying address details here]</p> <p>* Counting Officer to omit where poll card sent to an anonymous voter. Poll card to an anonymous voter must be delivered in a sealed envelope</p> <p>Electoral register number:</p>

<p>Your postal vote</p> <ul style="list-style-type: none"> You will receive a postal vote for this referendum because you asked to vote by post. You will not be able to vote in a polling station. If you have not received your postal vote by [day] [date] [month] call [insert helpline number].

<p>If you lose your postal vote or make a mistake</p> <ul style="list-style-type: none"> Please phone the helpline immediately. We can only issue a replacement postal vote before 5pm on [day/date of deadline].
--

Please turn over


Rear of form


Status: This is the original version (as it was originally made). This item of legislation is currently only available in its original format.

How to vote

1. When you receive your postal vote, read the instructions carefully.
2. Your postal vote includes your ballot paper and a postal voting statement.
3. Complete both of these and return them immediately.
4. We need to receive your postal vote by **10pm on [day/date of poll]**.

If you miss the post, you can hand in your postal vote and/or the postal vote of others at the council office during office hours to a person authorised to receive postal votes, or at any polling station used in the referendum before **10pm on [day] [date of poll]**.

 If you need information in another format, please call our helpline below.

 If you need help to vote, you can ask someone you know or get independent help by calling our helpline:

[Insert helpline and other details including website]

The Counting Officer issued this card.

It is an offence to:

- vote using a ballot paper that was not sent for your use or interfere with another voter's ballot paper
- vote more than once at the same referendum, unless you are voting on your own behalf and as a proxy for another person
- vote as a proxy on behalf of more than four voters, of which no more than two may be on behalf of other domestic voters (a domestic voter is one who is not an overseas or service voter).
- vote as a proxy for someone if you know that by law they are not allowed to vote

If you would rather vote in person, or ask someone else to vote on your behalf

- you must cancel your postal vote **before 5pm on [day/date of deadline]**.
- Please note that when voting in person, you or someone who is voting on your behalf must show an accepted form of photographic identification. For more information, please *[insert suggestion to call helpline and/or visit a relevant website, as appropriate]*.

Whether you vote in person or via post, it is an offence for someone to try to find out who you are voting for whilst you are putting your mark on your ballot paper, or to then reveal that information.

If undelivered return to
[Insert return address]

Official proxy postal poll card (to be sent to an appointed proxy voting by post)

Front of form

Status: This is the original version (as it was originally made). This item of legislation is currently only available in its original format.

Proxy postal poll card
Referendum on the Council Tax increase for <i>[insert name of authority]</i>
Date of referendum <i>[day] [date] [month] [year]</i>

Voting information
We will send your postal vote around <i>[day] [date] [month] [year]</i> *[addressed to:]
<p><i>* [Proxy's name and qualifying address details here]</i></p> <p><i>* Counting Officer to omit where poll card sent to the proxy of an anonymous voter. Poll card to proxy of an anonymous voter must be delivered in a sealed envelope.</i></p>

Please turn over

Rear of card

Voting as a proxy

** [The person named on the back of this card] [Another person] has appointed you as a proxy to vote on their behalf at this referendum.

** *If sent to the proxy of an anonymous voter omit the words in the first set of brackets, if not omit the words in the second set of brackets.*

Your postal vote

- You will receive a postal vote for this referendum because you asked to vote by post.
- You will not be able to vote as a proxy in a polling station.
- **If you have not received your postal vote by** *[day] [date] [month]* **call** *[insert helpline number]*.

Whether you vote in person or via post, it is an offence for someone else to try to find out who you are voting for whilst you are putting your mark on your ballot paper, or to then reveal that information.

Status: This is the original version (as it was originally made). This item of legislation is currently only available in its original format.

For this referendum you are proxy for:

* [(Voter's name)
(Voter's address)
(Voter's number on register)]


[the person with this elector number: (Insert elector's number on register)]


* If anonymous voter omit the words in the first set of square brackets, if not omit the words in the second set of square brackets

How to vote

1. When you receive your postal vote, read the instructions carefully.
2. Your postal vote includes your ballot paper and a postal voting statement.
3. Complete both of these and return them immediately.
4. We need to receive your postal vote by **10pm on [day/date of poll]**.

If you miss the post, you can hand in your postal vote and/or the postal vote of others at the council office during office hours to a person authorised to receive postal votes, or at any polling station used for the referendum before **10pm on [day] [date of poll]**.

 If you need information in another format, please call our helpline below.

 If you need help to vote, you can ask someone you know or get independent help by calling our helpline:

[insert helpline or other details including website]

If you lose your postal vote or make a mistake

- Please phone the helpline immediately.
- We can only issue a replacement postal vote before **5pm on [day/date of deadline]**.

If you would rather vote in person, you must cancel your postal vote before **5pm on [day/ date of deadline]**. Please note that when voting in person, you must show an accepted form of photographic identification and this must be your own identification, not that of the person you are voting on behalf of. For more information, please [insert suggestion to call helpline and/or visit a relevant website, as appropriate]

It is an offence to:

- vote using a ballot paper that was not sent for your use or interfere with another voter's ballot paper
- vote more than once at the same referendum, unless you are voting on your own behalf and as a proxy for another person
- vote as a proxy on behalf of more than four voters, of which no more than two may be on behalf of other domestic voters (a domestic voter is one who is not an overseas or service voter).
- vote as a proxy for someone if you know that by law they are not allowed to vote

The Counting Officer issued this card.

If undelivered return to
[insert return address]

PART 2

Local Government Finance Act referendums: combined polls

Postal voting statement (for use where there is joint issue and receipt of postal ballot papers)

Front of form

Status: This is the original version (as it was originally made). This item of legislation is currently only available in its original format.

Postal voting statement	[Space for barcode]														
<p>Referendum on the Council Tax increase for [insert name of authority] <i>[Relevant Returning or Counting Officer to insert title(s) of other election(s) and referendums as appropriate]</i></p>															
<p>Date of election(s) [and referendum(s)] [day] [date] [month] [year]</p>															
<p>Important – you must fill in and return this postal voting statement with your completed ballot papers for them to be counted.</p> <p>Please read the instructions carefully and use a black pen.</p> <p>* Name _____ Ballot paper numbers _____</p> <p>* <i>Relevant Returning or Counting Officer to insert name but omit where sent to an anonymous elector</i></p> <p>(!) Check that the numbers on the backs of your ballot papers match the numbers shown above. If they do not match, call us immediately on <i>[insert helpline number]</i>.</p> <div style="border: 1px solid black; padding: 10px; margin: 10px 0;"> <p>I am the person the ballot papers numbered above were sent to.</p> <p>My Date of Birth is:</p> <table style="margin-left: auto; margin-right: auto;"> <tr> <td style="border: 1px solid black; width: 20px; height: 20px;"></td> <td style="border: 1px solid black; width: 20px; height: 20px;"></td> <td style="border: 1px solid black; width: 20px; height: 20px;"></td> <td style="border: 1px solid black; width: 20px; height: 20px;"></td> <td style="border: 1px solid black; width: 20px; height: 20px;"></td> <td style="border: 1px solid black; width: 20px; height: 20px;"></td> <td style="border: 1px solid black; width: 20px; height: 20px;"></td> </tr> <tr> <td style="text-align: center;">Day</td> <td></td> <td style="text-align: center;">Month</td> <td></td> <td colspan="3" style="text-align: center;">Year</td> </tr> </table> <p>* My Signature is: (You must sign inside the box)</p> <div style="border: 1px solid black; width: 200px; height: 50px; margin-left: auto; margin-right: auto;"></div> <p>* <i>Relevant Returning Officer or Counting Officer to indicate where the voter has been granted a waiver and that a signature is not required</i></p> </div> <p>We will check this information against our records for security.</p> <p>It is an offence to vote using a ballot paper that was not sent for your use or interfere with another voter's ballot paper. It is an offence to vote more than once at the same election [or referendum] (unless you are appointed as a proxy).</p> <p><i>Relevant Returning or Counting Officer to add pictorial guidance as appropriate.</i></p>									Day		Month		Year		
Day		Month		Year											

Rear of form

Status: This is the original version (as it was originally made). This item of legislation is currently only available in its original format.

Instructions for voting by post

Please read through carefully. If you need help, please call us on *[insert helpline number]*

1. For your votes to be counted, you must fill in and return this postal voting statement with all your ballot papers (listed below).
2. Make sure you have filled in the date of birth **[and signature]* box[es] on this postal voting statement.
 - * Relevant Returning Officer or Counting Officer to indicate where the voter has been granted a waiver and that a signature is not required*
- * UK Parliamentary election ([insert colour] ballot paper)*
 - [Vote for only one candidate by putting a cross in the box next to your choice.]
- * [Local government election]/[Parish council election] ([insert colour] ballot paper)*
 - [Vote for only one candidate by putting a cross in the box next to your choice.]
 - [Vote for no more than ___ candidates by putting a cross in the box next to each of your choices.]
- * London Assembly constituency members election ([insert colour] ballot paper)*
 - [Vote for only one candidate by putting a cross in the box next to your choice.]
- * London Assembly London members election ([insert colour] ballot paper)*
 - [Vote only once by putting a cross in the box next to your choice.]
- * London Mayoral election ([insert colour] ballot paper)*
 - Vote for only one candidate by putting a cross in the box next to your choice.
- *Referendum on the Council Tax increase for [insert name of authority] ([insert colour] ballot paper)*
 - Vote only once by putting a cross in the box next to your choice.
- * [Specify other] election/referendum ([insert colour] ballot paper)*
 - [Specify voting instructions in accordance with the legislation governing the election or referendum]
 - * Relevant Returning or Counting Officer to add/amend as appropriate.*
3. Do not mark the ballot papers in any other way or your votes may not count.
4. We must get your postal vote by 10pm on *[day] [date of poll]*.
5. If you miss the post, you can hand in your postal vote and/or the postal vote of others at the council office during office hours to a person authorised to receive postal votes or at any polling station in the _____ area before 10pm on *[day] [date of poll]*.
6. You will be provided with a form which you must complete for the postal vote(s) you are handing in to be accepted.
7. You can hand in your own postal vote and postal votes for up to 5 other voters.
8. If you are a political campaigner - you can only hand in your own postal vote plus the votes of up to 5 family members or people for whom you provide regular care.
9. Do not put any postal votes in the letter box of the council office as they will be rejected.
10. If you would rather vote in person or ask someone else to vote on your behalf (if you are not already an appointed proxy) you must cancel your postal vote before 5pm on *[day/date of deadline]*. If you decide to cancel and vote in person, you will need to bring a form of accepted photographic identification. If a person is voting on your behalf as proxy they need to bring their own identification.
11. After we receive your postal voting statement and ballot papers, you cannot vote in person at a polling station in *[this] [these] [election(s)] [and] [referendum(s)]*.

Postal voting statement (for use when a referendum poll is combined with another poll but the postal ballot papers are not combined)

Front of form

Status: This is the original version (as it was originally made). This item of legislation is currently only available in its original format.

Postal voting statement	[Space for barcode]
Referendum on the Council Tax increase for [insert name of authority]	
Date of referendum [day] [date] [month] [year]	
<p>Important – you must fill in and return this postal voting statement with your completed ballot paper for it to be counted.</p> <p>Please read the instructions carefully and use a black pen.</p> <p>* Name _____ Ballot paper number _____</p> <p>* <i>Counting Officer to insert name but omit where sent to an anonymous elector</i></p> <p>(!) Check that the number on the back of your ballot paper matches the number shown above. If these do not match, call us immediately on [insert helpline number].</p> <div style="border: 1px solid black; padding: 10px; margin-top: 10px;"> <p>I am the person the ballot paper numbered above was sent to.</p> <p>My Date of Birth is: <input style="width: 30px; height: 20px; border: 1px solid black;" type="text"/> <input style="width: 30px; height: 20px; border: 1px solid black;" type="text"/> <input style="width: 30px; height: 20px; border: 1px solid black;" type="text"/> <input style="width: 30px; height: 20px; border: 1px solid black;" type="text"/> <input style="width: 30px; height: 20px; border: 1px solid black;" type="text"/> <input style="width: 30px; height: 20px; border: 1px solid black;" type="text"/></p> <p style="text-align: center;">Day Month Year</p> <p>* My Signature is: (You must sign inside the box)</p> <p>* <i>Counting Officer to indicate where the voter has been granted a waiver and that a signature is not required</i></p> <div style="border: 1px solid black; width: 100%; height: 60px; margin-top: 5px;"></div> </div> <p>We will check this information against our records for security.</p> <p>It is an offence to vote using a ballot paper that was not sent for your use or interfere with another voter's ballot paper. It is an offence to vote more than once at the same referendum (unless you are appointed as a proxy).</p> <p><i>Counting Officer to add pictorial guidance as appropriate.</i></p>	

Rear of form

Status: This is the original version (as it was originally made). This item of legislation is currently only available in its original format.

Instructions for voting by post

Please read through carefully. If you need help, please call us on *[insert helpline number]*

1. For your vote to be counted, you must fill in and return this postal voting statement with your ballot paper for the **Referendum on the Council Tax increase for *[insert name of authority]***.
2. Make sure you have filled in the **date of birth **[and signature]* box[es]** on this postal voting statement.
**Counting Officer to indicate where the voter has been granted a waiver and that a signature is not required*

Referendum on the Council Tax increase for *[insert name of authority]* (*[insert colour]* ballot paper)

3. Vote **only once** by putting a cross in the box next to your choice.
4. Do not mark the ballot paper in any other way or your votes may not count.
5. We must get your postal vote by **10pm on *[day]* *[date of poll]***.
6. If you miss the post, you can hand in your postal vote and/or the postal vote of others at the council office during office hours to a person authorised to receive postal votes or at any polling station used for the referendum before **10pm on *[day]* *[date of poll]***.
7. You will be provided with a form which you must complete for the postal vote(s) you are handing in to be accepted.
8. You can hand in your own postal vote and postal votes for up to 5 other voters.
9. If you are a political campaigner - you can only hand in your own postal vote plus the votes of up to 5 family members or people for whom you provide regular care.
10. Do not put any postal votes in the letter box of the council office as they will be rejected.
11. If you would rather vote in person or ask someone else to vote on your behalf (if you are not already an appointed proxy) you must cancel your postal vote before 5pm on *[day/date of deadline]*. If you decide to cancel and vote in person, you will need to bring a form of accepted photographic identification. If a person is voting on your behalf as proxy they need to bring their own identification.
12. After we receive your postal voting statement and ballot paper, you cannot vote in person at a polling station in this referendum.

Getting help

- If you need help to vote, you can ask someone you know or get independent help by calling the helpline on *[insert helpline number]*. The person helping you must not tell anyone how you voted.
- Please call the helpline if you require copies of this form or guidance in Braille or languages other than English.
- If you make a mistake, or lose your postal ballot paper or this statement, you can get a replacement. Call us immediately as **we can only issue a replacement before 5pm on *[day]* *[date]* *[month]***. If you apply after **5pm on *[day before poll]*** we can only issue a replacement if you return this ballot pack in person.

Electoral fraud is a crime. It is an offence to vote more than once at the same *[election or]* referendum unless you are voting on your own behalf and as a proxy for another person.

Whether you vote in person or via post, it is an offence for someone to try to find out how you are voting whilst you are putting your mark on your ballot paper, or to then reveal that information.

The Counting Officer issued this statement.
Counting Officer to add pictorial guidance as appropriate.

Official postal poll card (to be sent to a voter voting by post)

Front of card

Status: This is the original version (as it was originally made). This item of legislation is currently only available in its original format.

Postal poll card
Referendum on the Council Tax increase for [insert name of authority]
Date of referendum [day] [date] [month] [year]
Voting information
We will send your postal vote around [day] [date] [month] [year] *[addressed to:]
*[Voter's name and address] *Counting Officer to omit where poll card sent to an anonymous voter.

Please turn over

<p>Your details:</p> <p>* [Voter's name and qualifying address details here]</p> <p>* Counting Officer to omit where poll card sent to an anonymous voter. Poll card to an anonymous voter must be delivered in a sealed envelope</p> <p>Electoral register number:</p>

<p>Your postal vote</p> <ul style="list-style-type: none"> • You will receive a postal vote for this referendum because you asked to vote by post. • You will not be able to vote in a polling station. • If you have not received your postal vote by [day] [date] [month] call [insert helpline number].

<p>If you lose your postal vote or make a mistake</p> <ul style="list-style-type: none"> • Please phone the helpline immediately. • We can only issue a replacement postal vote before 5pm on [day/date of deadline].
--

Official proxy postal poll card (to be sent to an appointed proxy voting by post)

Front of card

Status: This is the original version (as it was originally made). This item of legislation is currently only available in its original format.

Postal poll card
Referendum on the Council Tax increase for [insert name of authority]
Date of referendum [day] [date] [month] [year]
Voting information
We will send your postal vote around [day] [date] [month] [year] *[addressed to:]
*[Voter's name and address] *Counting Officer to omit where poll card sent to an anonymous voter.

Please turn over

Rear of card

Your details: *[Voter's name and qualifying address details here] * Counting Officer to omit where poll card sent to an anonymous voter. Poll card to an anonymous voter must be delivered in a sealed envelope Electoral register number:
--

Your postal vote <ul style="list-style-type: none">• You will receive a postal vote for this referendum because you asked to vote by post.• You will not be able to vote in a polling station.• If you have not received your postal vote by [day] [date] [month] call [insert helpline number].
--

If you lose your postal vote or make a mistake <ul style="list-style-type: none">• Please phone the helpline immediately.• We can only issue a replacement postal vote before 5pm on [day/date of deadline].
--

Status: This is the original version (as it was originally made). This item of legislation is currently only available in its original format.

How to vote

1. When you receive your postal vote, read the instructions carefully.
2. Your postal vote includes your ballot paper and a postal voting statement.
3. Complete both of these and return them immediately.
4. We need to receive your postal vote by **10pm on [day/date of poll]**.

If you miss the post, you can hand in your postal vote and/or the postal vote of others at the council office during office hours to a person authorised to receive postal votes, or at any polling station used in the referendum before **10pm on [day] [date of poll]**.


It is an offence to:


- vote using a ballot paper that was not sent for your use or interfere with another voter's ballot paper
- vote more than once at the same referendum, unless you are voting on your own behalf and as a proxy for another person
- vote as a proxy on behalf of more than four voters, of which no more than two may be on behalf of other domestic voters (a domestic voter is one who is not an overseas or service voter).
- vote as a proxy for someone if you know that by law they are not allowed to vote

If you would rather vote in person, or ask someone else to vote on your behalf

- you must cancel your postal vote **before 5pm on [day/date of deadline]**.
- Please note that when voting in person, you or someone who is voting on your behalf must show an accepted form of photographic identification. For more information, please *[insert suggestion to call helpline and/or visit a relevant website, as appropriate]*.

Whether you vote in person or via post, it is an offence for someone to try to find out who you are voting for whilst you are putting your mark on your ballot paper, or to then reveal that information.

 If you need information in another format, please call our helpline below.

 If you need help to vote, you can ask someone you know or get independent help by calling our helpline:

[Insert helpline and other details including website]

The Counting Officer issued this card.

If undelivered return to
[Insert return address]

SCHEDULE 6

Regulation 8(6)(l) and (7)(d)

Police and Crime Commissioner Elections Order 2012 forms

PART 1

Form 2: Postal voting statement where PCC election taken alone

Front of form

Status: This is the original version (as it was originally made). This item of legislation is currently only available in its original format.

Postal voting statement	[Space for barcode]												
Election of the Police and Crime Commissioner for [insert name of police area] police area													
Date of election [day] [date] [month] [year]													
Important – you must fill in and return this postal voting statement with your completed ballot paper for it to be counted.													
Please read the instructions carefully and use a black pen.													
* Name _____ Ballot paper number _____													
* Local Returning Officer to insert name but omit where sent to an anonymous elector													
(!) Check that the number on the back of your ballot paper matches the number shown above. If these do not match, call us immediately on [insert helpline number].													
I am the person the ballot paper numbered above was sent to.													
My Date of Birth is:	<table border="1"><tr><td><input type="text"/></td><td><input type="text"/></td><td><input type="text"/></td><td><input type="text"/></td><td><input type="text"/></td><td><input type="text"/></td></tr><tr><td>Day</td><td>Month</td><td colspan="2">Year</td><td colspan="2"></td></tr></table>	<input type="text"/>	<input type="text"/>	<input type="text"/>	<input type="text"/>	<input type="text"/>	<input type="text"/>	Day	Month	Year			
<input type="text"/>	<input type="text"/>	<input type="text"/>	<input type="text"/>	<input type="text"/>	<input type="text"/>								
Day	Month	Year											
* My Signature is: (You must sign inside the box)	<div style="border: 1px solid black; height: 60px; width: 100%;"></div>												
* Local Returning Officer to indicate where the elector has been granted a waiver and that a signature is not required													
We will check this information against our records for security.													
It is an offence to vote using a ballot paper that was not sent for your use or interfere with another voter's ballot paper. It is an offence to vote more than once at the same election (unless you are appointed as a proxy).													
Local Returning Officer to add pictorial guidance as appropriate.													

Rear of form

Status: This is the original version (as it was originally made). This item of legislation is currently only available in its original format.

Instructions for voting by post

Please read through carefully. If you need help, please call us on *[insert helpline number]*

1. For your vote to be counted, you must fill in and return this postal voting statement with your ballot paper.
2. Make sure you have filled in the **date of birth** **[and signature] box[es]* on this postal voting statement.
**Local Returning Officer to indicate where the elector has been granted a waiver and that a signature is not required*
3. Vote for **only one candidate** by putting a cross in the box next to your choice.
4. Do not mark the ballot paper in any other way or your vote may not count.
5. We must get your postal vote by **10pm on [day] [date of poll]**.
6. If you miss the post, you can hand in your postal vote and/or the postal vote of others at the council office during office hours to a person authorised to receive postal votes or at any polling station in the voting area before **10pm on [day] [date of poll]**.
7. You will be provided with a form which you must complete for the postal vote(s) you are handing in to be accepted.
8. You can hand in your own postal vote and postal votes for up to 5 other voters.
9. If you are a political campaigner - you can only hand in your own postal vote plus the votes of up to 5 family members or people for whom you provide regular care.
10. Do not put any postal votes in the letter box of the council office as they will be rejected.
11. If you would rather vote in person or ask someone else to vote on your behalf (if you are not already an appointed proxy) you must cancel your postal vote before 5pm on **[day/date of deadline]**. If you decide to cancel and vote in person, you will need to bring a form of accepted photographic identification. If a person is voting on your behalf as proxy they need to bring their own identification.
12. After we receive your postal voting statement and ballot paper, you cannot vote in person at a polling station in this election.

Getting help

- If you need help to vote, you can ask someone you know or get independent help by calling the helpline on *[insert helpline number]*. The person helping you must not tell anyone how you voted.
- Please call the helpline if you require copies of this form or guidance in Braille or languages other than English.
- If you make a mistake, or lose your postal ballot paper or this statement, you can get a replacement. Call us immediately as **we can only issue a replacement before 5pm on [day] [date] [month]**. If you apply after **5pm on [day before poll]** we can only issue a replacement if you return this ballot pack in person.

Electoral fraud is a crime. It is an offence to vote more than once in this election unless you are voting on your own behalf and as a proxy for another person.

Whether you vote in person or via post, it is an offence for someone to try to find out who you are voting for whilst you are putting your mark on your ballot paper, or to then reveal that information.

The Local Returning Officer issued this statement.
Local Returning Officer to add pictorial guidance as appropriate.

Status: This is the original version (as it was originally made). This item of legislation is currently only available in its original format.

Form 4: Postal voting statement where polls are combined but proceedings on issue and receipt of postal ballot papers are not combined

Front of form

Postal voting statement	[Space for barcode]
Election of the Police and Crime Commissioner for [insert name of police area] police area	
Date of election [day] [date] [month] [year]	
Important – you must fill in and return this postal voting statement with your completed ballot paper for it to be counted.	
Please read the instructions carefully and use a black pen.	
* Name _____ Ballot paper number _____	
* Local Returning Officer to insert name but omit where sent to an anonymous elector	
(!) Check that the number on the back of your ballot paper matches the number shown above. If these do not match, call us immediately on [insert helpline number].	
I am the person the ballot paper numbered above was sent to.	
My Date of Birth is:	<input type="text"/> <input type="text"/> <input type="text"/> <input type="text"/> <input type="text"/> <input type="text"/> <input type="text"/> <input type="text"/> <input type="text"/> <input type="text"/> <input type="text"/>
	Day Month Year
* My Signature is: (You must sign inside the box)	<input type="text"/>
* Local Returning Officer to indicate where the elector has been granted a waiver and that a signature is not required	
We will check this information against our records for security.	
It is an offence to vote using a ballot paper that was not sent for your use or interfere with another voter's ballot paper. It is an offence to vote more than once at the same election (unless you are appointed as a proxy).	
Local Returning Officer to add pictorial guidance as appropriate.	

Rear of form

Status: This is the original version (as it was originally made). This item of legislation is currently only available in its original format.

Instructions for voting by post

Please read through carefully. If you need help, please call us on *[insert helpline number]*

1. For your vote to be counted, you must fill in and return this postal voting statement with your ballot paper for the election of the Police and Crime Commissioner for *[insert name of police area]*.
2. Make sure you have filled in the date of birth **[and signature] box[es]* on this postal voting statement.
**Local Returning Officer to indicate where the elector has been granted a waiver and that a signature is not required*
Election of the Police and Crime Commissioner for *[insert name of police area]* police area (*[insert colour]* ballot paper)
3. Vote for only one candidate by putting a cross in the box next to your choice.
4. Do not mark the ballot paper in any other way or your vote may not count.
5. We must get your postal vote by 10pm on *[day] [date of poll]*.
6. If you miss the post, you can hand in your postal vote and/or the postal vote of others at the council office during office hours to a person authorised to receive postal votes or at any polling station in the _____ area before 10pm on *[day] [date of poll]*.
7. You will be provided with a form which you must complete for the postal vote(s) you are handing in to be accepted.
8. You can hand in your own postal vote and postal votes for up to 5 other voters.
9. If you are a political campaigner - you can only hand in your own postal vote plus the votes of up to 5 family members or people for whom you provide regular care.
10. Do not put any postal votes in the letter box of the council office as they will be rejected.
11. If you would rather vote in person or ask someone else to vote on your behalf (if you are not already an appointed proxy) you must cancel your postal vote before 5pm on *[day/date of deadline]*. If you decide to cancel and vote in person, you will need to bring a form of accepted photographic identification. If a person is voting on your behalf as proxy they need to bring their own identification.
12. After we receive your postal voting statement and ballot paper, you cannot vote in person at a polling station in this election.

Getting help

- If you need help to vote, you can ask someone you know or get independent help by calling the helpline on *[insert helpline number]*. The person helping you must not tell anyone how you voted.
- Please call the helpline if you require copies of this form or guidance in Braille or languages other than English.
- If you make a mistake, or lose your postal ballot paper or this statement, you can get a replacement. Call us immediately as **we can only issue a replacement before 5pm on *[day] [date] [month]***. If you apply after **5pm on *[day before poll]*** we can only issue a replacement if you return this ballot pack in person.

Electoral fraud is a crime. It is an offence to vote more than once at the same election unless you are voting on your own behalf and as a proxy for another person.

Whether you vote in person or via post, it is an offence for someone to try to find out who you are voting for whilst you are putting your mark on your ballot paper, or to then reveal that information.

The Local Returning Officer issued this statement. *Local Returning Officer to add pictorial guidance as appropriate.*

Document Generated: 2023-11-23

Status: *This is the original version (as it was originally made). This item of legislation is currently only available in its original format.*

Form 5: Statement of the number of postal ballot papers issued

First page

Status: This is the original version (as it was originally made). This item of legislation is currently only available in its original format.

Statement of the number of postal ballot papers issued	
Election of the Police and Crime Commissioner for <i>[insert name of police area]</i> police area	
Voting area	
Date of poll	
A Issue of postal ballot papers	Number
1. Total number of postal ballot papers issued under paragraph 35 of Schedule 2	
2. Total number of postal ballot papers issued under paragraph 41 (spoilt and returned for cancellation), paragraph 42 (lost or not received) and paragraph 42A (cancelled due to change of address) of Schedule 2	
3. Total number of postal ballot papers cancelled under paragraph 54 (where the first ballot paper was cancelled and retrieved) of Schedule 2	
4. Total number of postal ballot papers issued (items 1 to 3)	
5. Total number of postal ballot papers cancelled under paragraph 42A	
B(1) Receipt of and replacement postal ballot papers	Number
6. Number of covering envelopes received by the local returning officer or at a polling station before the close of poll (excluding any dealt with in the manner provided for by paragraph 41, 42 or 54 of Schedule 2, or rejected under paragraph 43B, 43D, 46B or 46D of Schedule 2)	
7. Number of covering envelopes received by the local returning officer after the close of poll, excluding any returned as undelivered	
8. Number of postal ballot papers returned spoilt for cancellation in time for another ballot paper to be issued	
9. Number of postal ballot papers identified as lost or not received in time for another ballot paper to be issued	
10. Number of postal ballot papers cancelled and retrieved in time for another ballot paper to be issued	
11. Number of postal ballot papers returned as spoilt too late for another ballot paper to be issued	
<p><i>In items 12-18 record the number of postal ballot papers handed in at a polling station or to the Returning Officer before the close of poll that were rejected because of the following reasons:</i></p> <p><i>(A) The form accompanying the postal ballot papers handed in was not fully completed (under paragraph 43B(1)(a) or paragraph 46B(1)(a))</i></p> <p><i>(B) the number of postal ballot papers handed in exceeded the permitted number (under paragraph 43B(1)(b)&(c) or paragraph 46B(1)(b)&(c))</i></p>	

Document Generated: 2023-11-23

Status: *This is the original version (as it was originally made). This item of legislation is currently only available in its original format.*

Second page

Status: This is the original version (as it was originally made). This item of legislation is currently only available in its original format.

(C) the postal ballot papers were handed in by a political campaigner not permitted to handle the postal ballot papers (under paragraph 43B(3) or paragraph 46B(3))	
<i>In item 19 record the number of postal ballot papers that were rejected because they were left behind with no form attached (under paragraph 43D or paragraph 46D)</i>	
12. Number of postal ballot papers rejected for reason (A)	
13. Number of postal ballot papers rejected for reason (B)	
14. Number of postal ballot papers rejected for reason (C)	
15. Number of postal ballot papers rejected for reason (A) AND (B)	
16. Number of postal ballot papers rejected for reason (A) AND (C)	
17. Number of postal ballot papers rejected for reason (B) AND (C)	
18. Number of postal ballot papers rejected for reason (A), (B) AND (C)	
19. Number of postal ballot papers received at a polling station or by the Returning Officer before the close of poll rejected as the postal ballot papers were left behind with no form attached (under paragraph 43D or paragraph 46D)	
20. Number of covering envelopes returned as undelivered (up to the 10 th day after the date of the poll)	
21. Number of covering envelopes not received by the local returning officer (by the 10 th day after the date of the poll)	
22. Total of numbers for items 6 to 21 (This should be the same as that in item 4)	
23. Number of postal ballot papers replaced as lost or not received but not received for cancellation	

Document Generated: 2023-11-23

Status: *This is the original version (as it was originally made). This item of legislation is currently only available in its original format.*

Final page

Status: This is the original version (as it was originally made). This item of legislation is currently only available in its original format.

B(2) Receipt of postal ballot papers – Personal Identifiers	Number
24. Number of covering envelopes set aside for the verification of personal identifiers on postal voting statements	
25. Number of postal voting statements subject to verification procedure rejected as not completed (excluding prior cancellations)	
26. Number of postal voting statements rejected following verification procedures due to the personal identifiers on the postal voting statements not matching those in the personal identifiers record (excluding prior cancellations)	
C Count of postal ballot papers	Number
27. Number of ballot papers returned by postal voters which were included in the count of ballot papers	
28. Number of cases in which a covering envelope or its contents were marked "Rejected" (cancellations under paragraph 41, 42, 42A or 54 of Schedule 2 are not rejections and should be included in items 2, 3, 5, 8, 9 and 10, and postal ballot papers rejected under paragraph 43B, 43D, 46B or 46D of Schedule 2 should be recorded in items 12 to 19)	

Date	Signed
Local Returning Officer	
Address	
<p>A completed statement must be provided by the Local Returning Officer to the Secretary of State and the Electoral Commission during the period of 6 days which starts 10 days after the poll.</p>	

Status: This is the original version (as it was originally made). This item of legislation is currently only available in its original format.

PART 2

Form 12: Official postal poll card

Front of card

Postal poll card
Election of the Police and Crime Commissioner for [insert name of police area] police area
Date of election [day] [date] [month] [year]
Voting information
We will send your postal vote around [day] [date] [month] [year] *[addressed to:]
*[Elector's name and address] * Local Returning Officer to omit where poll card sent to an anonymous elector.

Please turn over

Your details: *[Elector's name and qualifying address details here] * Local Returning Officer to omit where poll card sent to an anonymouselector. Poll card to an anonymous elector must be delivered in a sealed envelope Electoral register number:
--

Your postal vote <ul style="list-style-type: none">• You will receive a postal vote for this election because you asked to vote by post.• You will not be able to vote in a polling station.• If you have not received your postal vote by [day] [date] [month] call [insert helpline number].
--

If you lose your postal vote or make a mistake <ul style="list-style-type: none">• Please phone the helpline immediately.• We can only issue a replacement postal vote before 5pm on [day/date of deadline].
--


Rear of card


Status: This is the original version (as it was originally made). This item of legislation is currently only available in its original format.

How to vote

1. When you receive your postal vote, read the instructions carefully.
2. Your postal vote includes your ballot paper and a postal voting statement.
3. Complete both of these and return them immediately.
4. We need to receive your postal vote by **10pm on [day/date of poll]**.

If you miss the post, you can hand in your postal vote and/or the postal vote of others at the council office during office hours to a person authorised to receive postal votes, or at any polling station in the voting area before **10pm on [day] [date of poll]**.

 If you need information in another format, please call our helpline below.

 If you need help to vote, you can ask someone you know or get independent help by calling our helpline:

[Insert helpline and other details including website]

The Local Returning Officer issued this card.

It is an offence to:

- vote using a ballot paper that was not sent for your use or interfere with another voter's ballot paper
- vote more than once at the same election, unless you are voting on your own behalf and as a proxy for another person
- vote as a proxy on behalf of more than four electors, of which no more than two may be on behalf of other domestic electors (a domestic elector is one who is not an overseas or service elector).
- vote as a proxy for someone if you know that by law they are not allowed to vote

If you would rather vote in person, or ask someone else to vote on your behalf

- you must cancel your postal vote **before 5pm on [day/date of deadline]**.
- Please note that when voting in person, you or someone who is voting on your behalf must show an accepted form of photographic identification. For more information, please *[insert suggestion to call helpline and/or visit a relevant website, as appropriate]*.

Whether you vote in person or via post, it is an offence for someone to try to find out who you are voting for whilst you are putting your mark on your ballot paper, or to then reveal that information.

If undelivered return to
[insert return address]

Form 14: Official postal proxy poll card

Front of card

Status: This is the original version (as it was originally made). This item of legislation is currently only available in its original format.

Proxy postal poll card
Election of the Police and Crime Commissioner [insert name of police area] police area
Date of election [day] [date] [month] [year]

Voting information
We will send your postal vote around [day] [date] [month] [year] *{addressed to:}
<p>* [Proxy's name and qualifying address details here]</p> <p>* Local Returning Officer to omit where poll card sent to the proxy of an anonymous elector. Poll card to proxy of an anonymous elector must be delivered in a sealed envelope.</p>

Please turn over

Rear of card

Voting as a proxy

** [The person named on the back of this card] [Another person] has appointed you as a proxy to vote on their behalf at this election.

** If sent to the proxy of an anonymous elector omit the words in the first set of brackets, if not omit the words in the second set of brackets.

Your postal vote

- You will receive a postal vote for this election because you asked to vote by post.
- You will not be able to vote as a proxy in a polling station.
- **If you have not received your postal vote by [day] [date] [month] call [insert helpline number].**

Whether you vote in person or via post, it is an offence for someone else to try to find out who you are voting for whilst you are putting your mark on your ballot paper, or to then reveal that information.

Status: This is the original version (as it was originally made). This item of legislation is currently only available in its original format.

For this election you are proxy for:

* *[(Elector's name)
(Elector's address)
(Elector's number on register)]*


[the person with this elector number: *(Insert elector's number on register)*]


* *If anonymous elector omit the words in the first set of square brackets, if not omit the words in the second set of square brackets*

How to vote

1. When you receive your postal vote, read the instructions carefully.
2. Your postal vote includes your ballot paper and a postal voting statement.
3. Complete both of these and return them immediately.
4. We need to receive your postal vote by **10pm on [day/date of poll]**.

If you miss the post, you can hand in your postal vote and/or the postal vote of others at the council office during office hours to a person authorised to receive postal votes, or at any polling station in the voting area before 10pm on [day] [date of poll].

 If you need information in another format, please call our helpline below.

 If you need help to vote, you can ask someone you know or get independent help by calling our helpline:

[insert helpline or other details including website]

If you lose your postal vote or make a mistake

- Please phone the helpline immediately.
- We can only issue a replacement postal vote before **5pm on [day/date of deadline]**.

If you would rather vote in person, you must cancel your postal vote before **5pm on [day/ date of deadline]**. Please note that when voting in person, you must show an accepted form of photographic identification and this must be your own identification, not that of the person you are voting on behalf of. For more information, please *[insert suggestion to call helpline and/or visit a relevant website, as appropriate]*

It is an offence to:

- vote using a ballot paper that was not sent for your use or interfere with another voter's ballot paper
- vote more than once at the same election, unless you are voting on your own behalf and as a proxy for another person
- vote as a proxy on behalf of more than four electors, of which no more than two may be on behalf of other domestic electors (a domestic elector is one who is not an overseas or service elector).
- vote as a proxy for someone if you know that by law they are not allowed to vote

The Local Returning Officer issued this card.

If undelivered return to
[Insert return address]

SCHEDULE 7

Regulation 9(2)(c), (4)(d), (5)(j)

Neighbourhood Planning (Referendums) Regulations 2012 forms

PART 1

Neighbourhood planning referendums: standalone poll

Form 6: Postal voting statement

Front of form

Status: This is the original version (as it was originally made). This item of legislation is currently only available in its original format.

Postal voting statement	[Space for barcode]												
Referendum on the [Neighbourhood Plan/ Neighbourhood Development Order / Community Right to Build Order] for [insert name of neighbourhood area]													
Date of referendum [day] [date] [month] [year]													
Important – you must fill in and return this postal voting statement with your completed ballot paper for it to be counted.													
Please read the instructions carefully and use a black pen.													
* Name _____ Ballot paper number _____													
* Counting Officer to insert name but omit where sent to an anonymous elector													
(!) Check that the number on the back of your ballot paper matches the number shown above. If these do not match, call us immediately on [insert helpline number].													
I am the person the ballot paper numbered above was sent to.													
My Date of Birth is:	<table border="1"><tr><td><input type="text"/></td><td><input type="text"/></td><td><input type="text"/></td><td><input type="text"/></td><td><input type="text"/></td><td><input type="text"/></td></tr><tr><td>Day</td><td>Month</td><td colspan="4">Year</td></tr></table>	<input type="text"/>	<input type="text"/>	<input type="text"/>	<input type="text"/>	<input type="text"/>	<input type="text"/>	Day	Month	Year			
<input type="text"/>	<input type="text"/>	<input type="text"/>	<input type="text"/>	<input type="text"/>	<input type="text"/>								
Day	Month	Year											
* My Signature is: (You must sign inside the box)	<div style="border: 1px solid black; height: 60px; width: 100%;"></div>												
* Counting Officer to indicate where the voter has been granted a waiver and that a signature is not required													
We will check this information against our records for security.													
It is an offence to vote using a ballot paper that was not sent for your use or interfere with another voter's ballot paper. It is an offence to vote more than once at the same referendum (unless you are appointed as a proxy).													
Counting Officer to add pictorial guidance as appropriate.													

Rear of form

Status: This is the original version (as it was originally made). This item of legislation is currently only available in its original format.

Instructions for voting by post

Please read through carefully. If you need help, please call us on *[insert helpline number]*

1. For your vote to be counted, you must fill in and return this postal voting statement with your ballot paper.
2. Make sure you have filled in the date of birth **[and signature] box[es]* on this postal voting statement.
**Counting Officer to indicate where the voter has been granted a waiver and that a signature is not required*
3. Vote **only once** by putting a cross in the box next to your choice.
4. Do not mark the ballot paper in any other way or your vote may not count.
5. We must get your postal vote by **10pm** on *[day] [date of poll]*.
6. If you miss the post, you can hand in your postal vote and/or the postal vote of others at the council office during office hours to a person authorised to receive postal votes or at any polling station used for the referendum before **10pm** on *[day] [date of poll]*.
7. You will be provided with a form which you must complete for the postal vote(s) you are handing in to be accepted.
8. You can hand in your own postal vote and postal votes for up to 5 other voters.
9. If you are a political campaigner - you can only hand in your own postal vote plus the votes of up to 5 family members or people for whom you provide regular care.
10. Do not put any postal votes in the letter box of the council office as they will be rejected.
11. If you would rather vote in person or ask someone else to vote on your behalf (if you are not already an appointed proxy) you must cancel your postal vote before 5pm on *[day/date of deadline]*. If you decide to cancel and vote in person, you will need to bring a form of accepted photographic identification. If a person is voting on your behalf as proxy they need to bring their own identification.
12. After we receive your postal voting statement and ballot paper, you cannot vote in person at a polling station in this referendum.

Getting help

- If you need help to vote, you can ask someone you know or get independent help by calling the helpline on *[insert helpline number]*. The person helping you must not tell anyone how you voted.
- Please call the helpline if you require copies of this form or guidance in Braille or languages other than English.
- If you make a mistake, or lose your postal ballot paper or this statement, you can get a replacement. Call us immediately as **we can only issue a replacement before 5pm** on *[day] [date] [month]*. If you apply after **5pm** on *[day before poll]* we can only issue a replacement if you return this ballot pack in person.

Electoral fraud is a crime. It is an offence to vote more than once in this referendum unless you are voting on your own behalf and as a proxy for another person.

Whether you vote in person or via post, it is an offence for someone to try to find out how you are voting whilst you are putting your mark on your ballot paper, or to then reveal that information.

The Counting Officer issued this statement.
Counting Officer to add pictorial guidance as appropriate.

Form 8: Official postal poll card

Front of card

Status: This is the original version (as it was originally made). This item of legislation is currently only available in its original format.

Postal poll card
Referendum on the [Neighbourhood Plan/ Neighbourhood Development Order / Community Right to Build Order] for [insert name of neighbourhood area] (Relevant Council: [Insert name of relevant council])
Date of referendum [day] [date] [month] [year]
Voting information
We will send your postal vote around [day] [date] [month] [year] *[addressed to:]
*[Voter's name and address] *Counting Officer to omit where poll card sent to an anonymous voter.

Please turn over

Rear of card

Your details: * [Voter's name and qualifying address details here] * Counting Officer to omit where poll card sent to an anonymous voter. Poll card to an anonymous voter must be delivered in a sealed envelope Electoral register number:

Your postal vote <ul style="list-style-type: none">• You will receive a postal vote for this referendum because you asked to vote by post.• You will not be able to vote in a polling station.• If you have not received your postal vote by [day] [date] [month] call [insert helpline number].


If you lose your postal vote or make a mistake <ul style="list-style-type: none">• Please phone the helpline immediately.• We can only issue a replacement postal vote before 5pm on [day/date of deadline].
--


Status: This is the original version (as it was originally made). This item of legislation is currently only available in its original format.

How to vote

1. When you receive your postal vote, read the instructions carefully.
2. Your postal vote includes your ballot paper and a postal voting statement.
3. Complete both of these and return them immediately.
4. We need to receive your postal vote by **10pm on [day/date of poll]**.

If you miss the post, you can hand in your postal vote and/or the postal vote of others at the council office during office hours to a person authorised to receive postal votes, or at any polling station used for the referendum before **10pm on [day] [date of poll]**.

 If you need information in another format, please call our helpline below.

 If you need help to vote, you can ask someone you know or get independent help by calling our helpline:

[Insert helpline and other details including website]

The Counting Officer issued this card.

It is an offence to:

- vote using a ballot paper that was not sent for your use or interfere with another voter's ballot paper
- vote more than once at the same referendum, unless you are voting on your own behalf and as a proxy for another person
- vote as a proxy on behalf of more than four voters, of which no more than two may be on behalf of other domestic voters (a domestic voter is one who is not an overseas or service voter).
- vote as a proxy for someone if you know that by law they are not allowed to vote

If you would rather vote in person, or ask someone else to vote on your behalf

- you must cancel your postal vote **before 5pm on [day/date of deadline]**.
- Please note that when voting in person, you or someone who is voting on your behalf must show an accepted form of photographic identification. For more information, please *[insert suggestion to call helpline and/or visit a relevant website, as appropriate]*.

Whether you vote in person or via post, it is an offence for someone to try to find out who you are voting for whilst you are putting your mark on your ballot paper, or to then reveal that information.

If undelivered return to
[Insert return address]

Form 10: Official proxy postal poll card

Front of card

Status: This is the original version (as it was originally made). This item of legislation is currently only available in its original format.

Proxy postal poll card
Referendum on the [Neighbourhood Plan / Neighbourhood Development Order / Community Right to Build Order] for [insert name of neighbourhood area] (Relevant Council: [(insert name of relevant council)])
Date of referendum [day] [date] [month] [year]
Voting information
We will send your postal vote around [day] [date] [month] [year] *[addressed to:]
<small>* [Proxy's name and qualifying address details here] * Counting Officer to omit where poll card sent to the proxy of an anonymous voter. Poll card to proxy of an anonymous voter must be delivered in a sealed envelope.</small>

Please turn over

Voting as a proxy

** [The person named on the back of this card] [Another person] has appointed you as a proxy to vote on their behalf at this referendum.

** If sent to the proxy of an anonymous voter omit the words in the first set of brackets, if not omit the words in the second set of brackets.

Your postal vote

- You will receive a postal vote for this referendum because you asked to vote by post.
- You will not be able to vote as a proxy in a polling station.
- **If you have not received your postal vote by [day] [date] [month] call [insert helpline number].**

Whether you vote in person or via post, it is an offence for someone else to try to find out who you are voting for whilst you are putting your mark on your ballot paper, or to then reveal that information.

Rear of card

Status: This is the original version (as it was originally made). This item of legislation is currently only available in its original format.

For this referendum you are proxy for:

* *[(Voter's name)
(Voter's address)
(Voter's number on register)]*



[the person with this elector number: (Insert elector's number on register)]

* *If anonymous voter omit the words in the first set of square brackets, if not omit the words in the second set of square brackets*

How to vote

1. When you receive your postal vote, read the instructions carefully.
2. Your postal vote includes your ballot paper and a postal voting statement.
3. Complete both of these and return them immediately.
4. We need to receive your postal vote by **10pm on [day/date of poll]**.

If you miss the post, you can hand in your postal vote and/or the postal vote of others at the council office during office hours to a person authorised to receive postal votes, or at any polling station used for the referendum before **10pm on [day] [date of poll]**.

-  If you need information in another format, please call our helpline below.
-  If you need help to vote, you can ask someone you know or get independent help by calling our helpline:

[insert helpline or other details including website]

If you lose your postal vote or make a mistake

- Please phone the helpline immediately.
- We can only issue a replacement postal vote before **5pm on [day/date of deadline]**.

If you would rather vote in person, you must cancel your postal vote before **5pm on [day/ date of deadline]**. Please note that when voting in person, you must show an accepted form of photographic identification and this must be your own identification, not that of the person you are voting on behalf of. For more information, please *[insert suggestion to call helpline and/or visit a relevant website, as appropriate]*

It is an offence to:

- vote using a ballot paper that was not sent for your use or interfere with another voter's ballot paper
- vote more than once at the same referendum, unless you are voting on your own behalf and as a proxy for another person
- vote as a proxy on behalf of more than four voters, of which no more than two may be on behalf of other domestic voters (a domestic voter is one who is not an overseas or service voter).
- vote as a proxy for someone if you know that by law they are not allowed to vote

The Counting Officer issued this card.

If undelivered return to
[insert return address]

PART 2

Neighbourhood planning referendums: combined polls

Form 6: Postal voting statement for use when there is joint issue and receipt of postal ballot papers

Front of form

Status: This is the original version (as it was originally made). This item of legislation is currently only available in its original format.

Postal voting statement	[Space for barcode]
Referendum on the [Neighbourhood Plan/ Neighbourhood Development Order / Community Right to Build Order] for [insert name of neighbourhood area] [Relevant Returning or Counting Officer to insert title(s) of other election(s) and referendums as appropriate]	
Date of [election(s)] [and] [referendum(s)] [day] [date] [month] [year]	
<p>Important – you must fill in and return this postal voting statement with your completed ballot papers for them to be counted.</p> <p>Please read the instructions carefully and use a black pen.</p> <p>* Name _____ Ballot paper numbers _____</p> <p>* Relevant Returning or Counting Officer to insert name but omit where sent to an anonymous elector</p> <p>(!) Check that the numbers on the backs of your ballot papers match the numbers shown above. If they do not match, call us immediately on [insert helpline number].</p> <div style="border: 1px solid black; padding: 10px;"><p>I am the person the ballot papers numbered above were sent to.</p><p>My Date of Birth is: <input type="text"/> <input type="text"/> <input type="text"/> <input type="text"/> <input type="text"/> <input type="text"/> <input type="text"/> <input type="text"/></p><p style="text-align: center;">Day Month Year</p><p>* My Signature is: (You must sign inside the box)</p><p>* Relevant Returning Officer or Counting Officer to indicate where the voter has been granted a waiver and that a signature is not required</p><div style="border: 1px solid black; height: 60px; width: 100%;"></div></div> <p>We will check this information against our records for security.</p> <p>It is an offence to vote using a ballot paper that was not sent for your use or interfere with another voter's ballot paper. It is an offence to vote more than once at the same election [or referendum] (unless you are appointed as a proxy).</p> <p><i>Relevant Returning or Counting Officer to add pictorial guidance as appropriate.</i></p>	

Rear of form

Status: This is the original version (as it was originally made). This item of legislation is currently only available in its original format.

Instructions for voting by post

Please read through carefully. If you need help, please call us on *[insert helpline number]*

1. For your votes to be counted, you must fill in and return this postal voting statement with all your ballot papers (listed below).
2. Make sure you have filled in the date of birth **[and signature]* box(es) on this postal voting statement.
 - * Relevant Returning Officer or Counting Officer to indicate where the voter has been granted a waiver and that a signature is not required
- * UK Parliamentary election (*[insert colour]* ballot paper)
 - [Vote for only one candidate by putting a cross in the box next to your choice.]
- * [Local government election]/[Parish council election] (*[insert colour]* ballot paper)
 - [Vote for only one candidate by putting a cross in the box next to your choice.]
 - [Vote for no more than _____ candidates by putting a cross in the box next to each of your choices.]
- * London Assembly constituency members election (*[insert colour]* ballot paper)
 - [Vote for only one candidate by putting a cross in the box next to your choice.]
- * London Assembly London members election (*[insert colour]* ballot paper)
 - [Vote only once by putting a cross in the box next to your choice.]
- * London Mayoral election (*[insert colour]* ballot paper)
 - [Vote for only one candidate by putting a cross in the box next to your choice.]
- * Referendum on the *[Neighbourhood Plan / Neighbourhood Development Order / Community Right to Build Order]* for *[insert name of neighbourhood area]* (*[insert colour]* ballot paper)
 - [Vote only once by putting a cross in the box next to your choice.]
- * *[Specify other]* election/referendum (*[insert colour]* ballot paper)
 - *[Specify voting instructions in accordance with the legislation governing the election or referendum]*
 - * Relevant Returning or Counting Officer to add/amend as appropriate.
3. Do not mark the ballot papers in any other way or your votes may not count.
4. We must get your postal vote by 10pm on *[day]* *[date of poll]*.
5. If you miss the post, you can hand in your postal vote and/or the postal vote of others at the council office during office hours to a person authorised to receive postal votes or at any polling station in the _____ area before 10pm on *[day]* *[date of poll]*.
6. You will be provided with a form which you must complete for the postal vote(s) you are handing in to be accepted.
7. You can hand in your own postal vote and postal votes for up to 5 other voters.
8. If you are a political campaigner - you can only hand in your own postal vote plus the votes of up to 5 family members or people for whom you provide regular care.
9. Do not put any postal votes in the letter box of the council office as they will be rejected.
10. If you would rather vote in person or ask someone else to vote on your behalf (if you are not already an appointed proxy) you must cancel your postal vote before 5pm on *[day/date of deadline]*. If you decide to cancel and vote in person, you will need to bring a form of accepted photographic identification. If a person is voting on your behalf as proxy they need to bring their own identification.
11. After we receive your postal voting statement and ballot papers, you cannot vote in person at a polling station in *[this]* *[these]* *[election(s)]* *[and]* *[referendum(s)]*.

Getting help

- If you need help to vote, you can ask someone you know or get independent help by calling the helpline on *[insert helpline number]*. The person helping you must not tell anyone how you voted.
- Please call the helpline if you require copies of this form or guidance in Braille or languages other than English.
- If you make a mistake, or lose your postal ballot papers or this statement, you can get a replacement. Call us immediately as we can only issue a replacement before 5pm on *[day]* *[date]* *[month]*. If you apply after 5pm on *[day before poll]* we can only issue a replacement if you return this ballot pack in person.

Electoral fraud is a crime. It is an offence to vote more than once at the same *[election or]* referendum (unless you are voting on your own behalf and as a proxy for another person).

Whether you vote in person or via post, it is an offence for someone to try to find out how you are voting whilst you are putting your mark on your ballot paper, or to then reveal that information.

The *[Returning / Counting]* Officer issued this statement.
Relevant Returning or Counting Officer to add pictorial guidance as appropriate.

Document Generated: 2023-11-23

Status: *This is the original version (as it was originally made). This item of legislation is currently only available in its original format.*

Form 7: Postal voting statement for use where a referendum poll is combined with another poll but the postal ballot papers are not combined

Front of form

Status: This is the original version (as it was originally made). This item of legislation is currently only available in its original format.

Postal voting statement	[Space for barcode]
Referendum on the [Neighbourhood Plan/ Neighbourhood Development Order / Community Right to Build Order] for [insert name of neighbourhood area]	
Date of referendum [day] [date] [month] [year]	
<p>Important – you must fill in and return this postal voting statement with your completed ballot paper for it to be counted.</p> <p>Please read the instructions carefully and use a black pen.</p> <p>* Name _____ Ballot paper number _____</p> <p>* <i>Counting Officer to insert name but omit where sent to an anonymous elector</i></p> <p>(!) Check that the number on the back of your ballot paper matches the number shown above. If these do not match, call us immediately on [insert helpline number].</p> <div style="border: 1px solid black; padding: 10px; margin-top: 10px;"> <p>I am the person the ballot paper numbered above was sent to.</p> <p>My Date of Birth is: <input style="width: 20px; height: 20px; border: 1px solid black;" type="text"/> <input style="width: 20px; height: 20px; border: 1px solid black;" type="text"/> <input style="width: 20px; height: 20px; border: 1px solid black;" type="text"/> <input style="width: 20px; height: 20px; border: 1px solid black;" type="text"/> <input style="width: 20px; height: 20px; border: 1px solid black;" type="text"/> <input style="width: 20px; height: 20px; border: 1px solid black;" type="text"/></p> <p style="text-align: center;">Day Month Year</p> <p>* My Signature is: (You must sign inside the box)</p> <div style="border: 1px solid black; width: 250px; height: 80px; margin-left: 100px; margin-top: 10px;"></div> <p><i>* Counting Officer to indicate where the voter has been granted a waiver and that a signature is not required</i></p> </div> <p>We will check this information against our records for security.</p> <p>It is an offence to vote using a ballot paper that was not sent for your use or interfere with another voter’s ballot paper. It is an offence to vote more than once at the same referendum (unless you are appointed as a proxy).</p> <p><i>Counting Officer to add pictorial guidance as appropriate.</i></p>	

Status: This is the original version (as it was originally made). This item of legislation is currently only available in its original format.

Instructions for voting by post

Please read through carefully. If you need help, please call us on *[insert helpline number]*

1. For your vote to be counted, you must fill in and return this postal voting statement with your ballot paper for the **Referendum on the *[Neighbourhood Plan/ Neighbourhood Development Order / Community Right to Build Order]* for *[insert name of neighbourhood area]***

2. Make sure you have filled in the **date of birth** *[and signature]* box[es] on this postal voting statement.

** Counting Officer to indicate where the voter has been granted a waiver and that a signature is not required*

Referendum on the *[Neighbourhood Plan/ Neighbourhood Development Order / Community Right to Build Order]* for *[insert name of neighbourhood area]* *[insert colour]* ballot paper)

3. Vote **only once** by putting a cross in the box next to your choice.

4. Do not mark the ballot paper in any other way or your vote may not count.

5. We must get your postal vote by **10pm on *[day]* *[date of poll]***.

6. If you miss the post, you can hand in your postal vote and/or the postal vote of others at the council office during office hours to a person authorised to receive postal votes or at any polling station used for the referendum before **10pm on *[day]* *[date of poll]***.

7. You will be provided with a form which you must complete for the postal vote(s) you are handing in to be accepted.

8. You can hand in your own postal vote and postal votes for up to 5 other voters.

9. If you are a political campaigner - you can only hand in your own postal vote plus the votes of up to 5 family members or people for whom you provide regular care.

10. Do not put your postal vote in the letter box of the council office as it will be rejected.

11. If you would rather vote in person or ask someone else to vote on your behalf (if you are not already an appointed proxy) you must cancel your postal vote before 5pm on *[day/date of deadline]*. If you decide to cancel and vote in person, you will need to bring a form of accepted photographic identification. If a person is voting on your behalf as proxy they need to bring their own identification.

12. After we receive your postal voting statement and ballot paper, you cannot vote in person at a polling station in this referendum.

Getting help

- If you need help to vote, you can ask someone you know or get independent help by calling the helpline on *[insert helpline number]*. The person helping you must not tell anyone how you voted.
- Please call the helpline if you require copies of this form or guidance in Braille or languages other than English.
- If you make a mistake, or lose your postal ballot paper or this statement, you can get a replacement. Call us immediately as **we can only issue a replacement before 5pm on *[day]* *[date]* *[month]***. If you apply after **5pm on *[day before poll]*** we can only issue a replacement if you return this ballot pack in person.

Electoral fraud is a crime. It is an offence to vote more than once at the same referendum unless you are voting on your own behalf and as a proxy for another person.

Whether you vote in person or via post, it is an offence for someone to try to find out how you are voting whilst you are putting your mark on your ballot paper, or to then reveal that information.

The Counting Officer issued this statement.

Counting Officer to add pictorial guidance as appropriate.

Form 9: Official postal poll card to be sent to a voter voting by post

Front of card

Status: This is the original version (as it was originally made). This item of legislation is currently only available in its original format.

Postal poll card
Referendum on the [Neighbourhood Plan/ Neighbourhood Development Order / Community Right to Build Order] for [insert name of neighbourhood area] (Relevant Council: [Insert name of relevant council])
Date of referendum [day] [date] [month] [year]
Voting information
We will send your postal vote around [day] [date] [month] [year] *[addressed to:]
*[Voter's name and address] *Counting Officer to omit where poll card sent to an anonymous voter.

Please turn over

Rear of card

Your details: * [Voter's name and qualifying address details here] * Counting Officer to omit where poll card sent to an anonymous voter. Poll card to an anonymous voter must be delivered in a sealed envelope Electoral register number:

Your postal vote <ul style="list-style-type: none">• You will receive a postal vote for this referendum because you asked to vote by post.• You will not be able to vote in a polling station.• If you have not received your postal vote by [day] [date] [month] call [insert helpline number].
--


If you lose your postal vote or make a mistake <ul style="list-style-type: none">• Please phone the helpline immediately.• We can only issue a replacement postal vote before 5pm on [day/date of deadline].
--


Status: This is the original version (as it was originally made). This item of legislation is currently only available in its original format.

How to vote

1. When you receive your postal vote, read the instructions carefully.
2. Your postal vote includes your ballot paper and a postal voting statement.
3. Complete both of these and return them immediately.
4. We need to receive your postal vote by **10pm on [day/date of poll]**.

If you miss the post, you can hand in your postal vote and/or the postal vote of others at the council office during office hours to a person authorised to receive postal votes, or at any polling station used for the referendum before **10pm on [day] [date of poll]**.

 If you need information in another format, please call our helpline below.

 If you need help to vote, you can ask someone you know or get independent help by calling our helpline:

[Insert helpline and other details including website]

The Counting Officer issued this card.

It is an offence to:

- vote using a ballot paper that was not sent for your use or interfere with another voter's ballot paper
- vote more than once at the same referendum, unless you are voting on your own behalf and as a proxy for another person
- vote as a proxy on behalf of more than four voters, of which no more than two may be on behalf of other domestic voters (a domestic voter is one who is not an overseas or service voter).
- vote as a proxy for someone if you know that by law they are not allowed to vote

If you would rather vote in person, or ask someone else to vote on your behalf

- you must cancel your postal vote **before 5pm on [day/date of deadline]**.
- Please note that when voting in person, you or someone who is voting on your behalf must show an accepted form of photographic identification. For more information, please *[insert suggestion to call helpline and/or visit a relevant website, as appropriate]*.

Whether you vote in person or via post, it is an offence for someone to try to find out who you are voting for whilst you are putting your mark on your ballot paper, or to then reveal that information.

If undelivered return to
[Insert return address]

Form 11: Official proxy postal poll card to be sent to an appointed proxy voting by post

Front of card

Status: This is the original version (as it was originally made). This item of legislation is currently only available in its original format.

Proxy postal poll card
Referendum on the [Neighbourhood Plan / Neighbourhood Development Order / Community Right to Build Order] for [insert name of neighbourhood area] (Relevant Council: [(insert name of relevant council)])
Date of referendum [day] [date] [month] [year]
Voting information
We will send your postal vote around [day] [date] [month] [year] *[addressed to:]
* [Proxy's name and qualifying address details here] * Counting Officer to omit where poll card sent to the proxy of an anonymous voter. Poll card to proxy of an anonymous voter must be delivered in a sealed envelope.

Please turn over

Rear of card

Voting as a proxy

** [The person named on the back of this card] [Another person] has appointed you as a proxy to vote on their behalf at this referendum.

** If sent to the proxy of an anonymous voter omit the words in the first set of brackets, if not omit the words in the second set of brackets.

Your postal vote

- You will receive a postal vote for this referendum because you asked to vote by post.
- You will not be able to vote as a proxy in a polling station.
- **If you have not received your postal vote by [day] [date] [month] call [insert helpline number].**

Whether you vote in person or via post, it is an offence for someone else to try to find out who you are voting for whilst you are putting your mark on your ballot paper, or to then reveal that information.

Status: This is the original version (as it was originally made). This item of legislation is currently only available in its original format.

For this referendum you are proxy for:

* *[(Voter's name)
(Voter's address)
(Voter's number on register)]*


[the person with this elector number: (Insert elector's number on register)]


* *If anonymous voter omit the words in the first set of square brackets, if not omit the words in the second set of square brackets*

How to vote

1. When you receive your postal vote, read the instructions carefully.
2. Your postal vote includes your ballot paper and a postal voting statement.
3. Complete both of these and return them immediately.
4. We need to receive your postal vote by **10pm on [day/date of poll]**.

If you miss the post, you can hand in your postal vote and/or the postal vote of others at the council office during office hours to a person authorised to receive postal votes, or at any polling station used for the referendum before **10pm on [day] [date of poll]**.

 If you need information in another format, please call our helpline below.

 If you need help to vote, you can ask someone you know or get independent help by calling our helpline:

[insert helpline or other details including website]

If you lose your postal vote or make a mistake

- Please phone the helpline immediately.
- We can only issue a replacement postal vote before **5pm on [day/date of deadline]**.

If you would rather vote in person, you must cancel your postal vote before **5pm on [day/ date of deadline]**. Please note that when voting in person, you must show an accepted form of photographic identification and this must be your own identification, not that of the person you are voting on behalf of. For more information, please *[insert suggestion to call helpline and/or visit a relevant website, as appropriate]*

It is an offence to:

- vote using a ballot paper that was not sent for your use or interfere with another voter's ballot paper
- vote more than once at the same referendum, unless you are voting on your own behalf and as a proxy for another person
- vote as a proxy on behalf of more than four voters, of which no more than two may be on behalf of other domestic voters (a domestic voter is one who is not an overseas or service voter).
- vote as a proxy for someone if you know that by law they are not allowed to vote

The Counting Officer issued this card.

If undelivered return to
[insert return address]

PART 3

Neighbourhood planning business referendums

Form 4: Form of business referendum postal voting statement

Front of form

Status: This is the original version (as it was originally made). This item of legislation is currently only available in its original format.

Business Referendum	[Space for barcode]
Postal voting statement	
Business Referendum on the [Neighbourhood Plan/ Neighbourhood Development Order] for [insert name of neighbourhood area]	
Date of referendum [day] [date] [month] [year]	
<p>Important – you must fill in and return this postal voting statement with your completed ballot paper for it to be counted.</p> <p>Please read the instructions carefully and use a black pen.</p> <p>* Name _____ Ballot paper number _____</p> <p>* <i>Counting Officer to insert name but omit where sent to an anonymous elector</i></p> <p>(!) Check that the number on the back of your ballot paper matches the number shown above. If these do not match, call us immediately on [insert helpline number].</p> <div style="border: 1px solid black; padding: 10px; margin: 10px 0;"> <p>I am the person the ballot paper numbered above was sent to.</p> <p>My Date of Birth is: <input style="width: 30px; height: 20px; border: 1px solid black;" type="text"/> <input style="width: 30px; height: 20px; border: 1px solid black;" type="text"/> <input style="width: 30px; height: 20px; border: 1px solid black;" type="text"/> <input style="width: 30px; height: 20px; border: 1px solid black;" type="text"/> <input style="width: 30px; height: 20px; border: 1px solid black;" type="text"/> <input style="width: 30px; height: 20px; border: 1px solid black;" type="text"/></p> <p style="text-align: center;">Day Month Year</p> <p>* My Signature is: (You must sign inside the box)</p> <p>* <i>Counting Officer to indicate where the voter has been granted a waiver and that a signature is not required</i></p> <div style="border: 1px solid black; width: 100%; height: 60px; margin-top: 5px;"></div> </div> <p>We will check this information against our records for security.</p> <p>It is an offence to vote using a ballot paper that was not sent for your use or interfere with another voter's ballot paper. It is an offence to vote more than once at the same referendum (unless you are appointed as a proxy).</p> <p><i>Counting Officer to add pictorial guidance as appropriate.</i></p>	

Rear of form

Status: This is the original version (as it was originally made). This item of legislation is currently only available in its original format.

Instructions for voting by post

Please read through carefully. If you need help, please call us on *[insert helpline number]*

1. For your vote to be counted, you must fill in and return this postal voting statement with your ballot paper.
2. Make sure you have filled in the date of birth **[and signature] box[es]* on this postal voting statement.
**Counting Officer to indicate where the voter has been granted a waiver and that a signature is not required*
3. Mark a cross in the box next to the answer of your choice.
4. Do not mark the ballot paper in any other way or your vote may not count.
5. We must get your postal vote by 10pm on *[day] [date of poll]*.
6. If you miss the post, you can hand in your postal vote and/or the postal vote of others at the council office during office hours to a person authorised to receive postal votes or at any polling station used for the business referendum before 10pm on *[day] [date of poll]*.
7. You will be provided with a form which you must complete for the postal vote(s) you are handing in to be accepted.
8. You can hand in your own postal vote and postal votes for up to 5 other voters.
9. If you are a political campaigner - you can only hand in your own postal vote plus the votes of up to 5 family members or people for whom you provide regular care.
10. Do not put any postal votes in the letter box of the council office as they will be rejected.
11. If you would rather vote in person or ask someone else to vote on your behalf (if you are not already an appointed proxy) you must cancel your postal vote before 5pm on *[day/date of deadline]*. If you decide to cancel and vote in person, you will need to bring a form of accepted photographic identification. If a person is voting on your behalf as proxy they need to bring their own identification.
12. After we receive your postal voting statement and ballot paper, you cannot vote in person at a polling station in this referendum.

Getting help

- If you need help to vote, you can ask someone you know or get independent help by calling the helpline on *[insert helpline number]*. The person helping you must not tell anyone how you voted.
- Please call the helpline if you require copies of this form or guidance in Braille or languages other than English.
- If you make a mistake, or lose your postal ballot paper or this statement, you can get a replacement. Call us immediately as we can only issue a replacement before 5pm on *[day] [date] [month]*. If you apply after 5pm on *[day before poll]* we can only issue a replacement if you return this ballot pack in person.

Electoral fraud is a crime. It is an offence to vote more than once in this referendum (unless you are a named voter on behalf of another business at the referendum).

Whether you vote in person or via post, it is an offence for someone to try to find out how you are voting whilst you are putting your mark on your ballot paper, or to then reveal that information.

The Counting Officer issued this statement.
Counting Officer to add pictorial guidance as appropriate.

Status: This is the original version (as it was originally made). This item of legislation is currently only available in its original format.

SCHEDULE 8

Regulation 10(21)

Recall of MPs Act 2015 (Recall Petition) Regulations 2016 forms

PART 1

Forms for recall petitions in Great Britain

Form E: Official petition notice for an elector who may sign the petition by post

First page

Status: This is the original version (as it was originally made). This item of legislation is currently only available in its original format.

Form E Official petition notice for an elector who may sign the petition by post

First page of petition notice

Your details:

[ELECTOR'S NAME
AND QUALIFYING ADDRESS]

Petition Officer to omit where notice of petition sent to an anonymous elector. Notice to an anonymous elector must be delivered in a sealed envelope

[LOCAL AUTHORITY'S
ADDRESS AND
CONTACT DETAILS]

Number on register:

[DATE]

Dear [Elector's name]

Postal Notice of Petition to remove the MP for [name of constituency], [name of MP]

I am writing to inform you that there will be a petition to decide whether [name of MP], the MP for [constituency] should lose [his/her] seat as an MP and a by-election should be held to decide who will be the MP for that constituency.

You have been sent this notice because your name is on the electoral register and you have a postal vote arrangement in force, however signing the petition is optional.

The petition has been started because [name of MP] MP has been [convicted of the [offence] and has been [sentenced/ordered] to be [imprisoned/detained] for/given a suspended sentence of [length of sentence]*]**

[[convicted of an offence under section 10 of the Parliamentary Standards Act 2009 and has been [sentenced/ordered] to be [imprisoned/detained/fined] for/given a suspended sentence of [length of sentence/level of fine] (offence of providing false or misleading information for allowances claims)*]]**

[[suspended from sitting in the House of Commons for a period of [number of days] for breaching the code of conduct for MPs*]**

*Petition Officer to complete as appropriate

**Petition Officer to delete the conditions which does not apply

If at least 10% of eligible people in the constituency sign the petition, [name of MP] **will** lose [his/her] seat in the House of Commons and a by-election will be held. The loss of [his/her] seat does not prevent [name of MP] standing in this by-election.

If less than 10% of eligible people in the constituency sign the petition, [name of MP] MP **will not** lose [his/her] seat and therefore no by-election will be held.

Information - signing the petition

We will send your petition signing sheet around [day] [date] [month] [year] # [addressed to]:

[Elector's name and qualifying address here]

Second page

Status: This is the original version (as it was originally made). This item of legislation is currently only available in its original format.

Second page of petition notice

Your postal signing pack

- You will receive a petition signing sheet for this petition because you have a postal vote in force.
- You will not be able to sign the petition at a signing place.
- If you have not received your postal signing sheet by **[day][date][month]** call **[insert helpline number]**.

How to sign the petition


1. When you receive your petition signing sheet and postal signing statement, read the instructions carefully.
2. If you choose to sign the petition then you must complete both of these forms and return them immediately.
3. We need to receive both these forms by **[time]** on **[day/ final day for signing the petition]**.

If you lose your petition signing sheet and / or postal petition statement, or make a mistake:

- Please phone the helpline immediately.
- We can only issue a replacement postal signing pack **before [time] on [day/ date of deadline]**.

If you would rather sign the petition in person, or ask someone else to sign on your behalf, you must cancel your postal vote **before [time] on [day/ date of deadline]**. For more information, please call the helpline. Please note that when signing the petition in person, you or someone who is signing the petition on your behalf must show an accepted form of photographic identification. For more information, please **[insert suggestion to call helpline and/or visit a relevant website, as appropriate]**.

If you miss the post, you can hand in your signing sheet and the signing sheet of up to five others at the council office during office hours to a person authorised to receive signing sheets or at any petition signing place in ***[electoral area]** before **[time] on [day] [date of final signing day]**.

	<p>If you need information in another format, please call our helpline below.</p> <p>If you need help to sign the petition, you can ask someone you know or you can get independent help by calling our helpline:</p> <p><i>[Petition Officer to add contact details including website]</i></p>
---	---

Status: This is the original version (as it was originally made). This item of legislation is currently only available in its original format.

Final page of petition notice

It is an offence to:

- Sign the petition using a petition signing sheet that was not sent for your use or interfere with another person's petition signing sheet.
- Sign the petition more than once, unless you are signing on your own behalf and as a proxy for another person.
- Sign the petition as a proxy on behalf of more than four people, of which no more than two may be on behalf of other domestic electors (a domestic elector is one who is not an overseas or service elector).
- Sign the petition as a proxy for someone if you know that by law they are not allowed to sign the petition.

Whether you sign in person or via post, it is an offence for someone to try to find out whether or not you are signing the petition whilst you are signing the signing sheet, or to then reveal that information.

***IMPORTANT** - if you choose to sign the petition your name will be marked on the register used to administer the petition. This is known as the 'marked register' and helps to prevent someone from signing twice and to detect fraud. After the result of the petition is announced, any person may apply to the petition officer to inspect the marked register if they suspect fraud. If the petition officer agrees to this request then the inspection will take place under the supervision of local authority staff and the person can only make handwritten notes, which they may pass to the police for investigation.

**delete if notice is sent to an anonymous elector*

Yours sincerely

Petition Officer

Status: This is the original version (as it was originally made). This item of legislation is currently only available in its original format.

Form G: Official petition notice for a proxy who may sign the petition by post

First page

Status: This is the original version (as it was originally made). This item of legislation is currently only available in its original format.

Form G Official petition notice for a proxy who may sign the petition by post

First page of petition notice

Your details:

[PROXY'S NAME
AND QUALIFYING ADDRESS]

Petition Officer to omit where notice of petition sent to an anonymous elector. Notice to an anonymous elector must be delivered in a sealed envelope

[LOCAL
AUTHORITY'S
ADDRESS AND
CONTACT DETAILS]

Number on register:

[DATE]

Dear [Proxy's name]

Proxy Postal Notice of Petition to remove the MP for [name of constituency], [name of MP]

I am writing to inform you that there will be a petition to decide whether [name of MP], the MP for [constituency] should lose [his/her] seat as an MP and a by-election should be held to decide who will be the MP for that constituency.

You have been sent this notice because our records show that **[the person named on the back of this notice] [another person]* has appointed you as a proxy to sign on their behalf at this petition and you have a postal arrangement in force.

However signing the petition is optional.

**If anonymous elector omit the words in the first set of square brackets. If not omit the words in the second set of square brackets.*

The petition has been started because [name of MP] MP has been [convicted of the [offence]] and has been [sentenced/ordered] to be [imprisoned/detained] for/given a suspended sentence of [length of sentence]**

[[convicted of an offence under section 10 of the Parliamentary Standards Act 2009 and has been [sentenced/ordered] to be [imprisoned/detained/fined] for/given a suspended sentence of [length of sentence/level of fine] (offence of providing false or misleading information for allowances claims)]]***

[[suspended from sitting in the House of Commons for a period of [number of days] for breaching the code of conduct for MPs]***

**Petition Officer to complete as appropriate*

***Petition Officer to delete the conditions which does not apply*

If at least 10% of eligible people in the constituency sign the petition, [name of MP] **will lose [his/her] seat in the House of Commons and a by-election will be held. The loss of [his/her] seat does not prevent [name of MP] standing in this by-election.**

If less than 10% of eligible people in the constituency sign the petition, [name of MP] MP **will not lose [his/her] seat and therefore no by-election will be held.**

Status: This is the original version (as it was originally made). This item of legislation is currently only available in its original format.

Second page

Second page of petition notice

Information – signing the petition

We will send your petition signing sheet around **[day] [date] [month] [year]** *****[addressed to]:**

**** Petition Officer to omit where notice of petition sent to the proxy of an anonymous elector. Notice to proxy of an anonymous elector must be delivered in a sealed envelope.*

You should check with the person who has named you as their proxy whether or not they wish you to sign the petition on their behalf.

For this petition you are the proxy for:

*[(Elector's name)
(Elector's address)
(Elector's number on the register)]
[The person with this elector number. (Insert elector's number on the register)].*

**If anonymous elector omit the words in the first set of square brackets. If not omit the words in the second set of square brackets.*

Your postal signing pack

- You will receive a petition signing sheet for this petition because you have postal vote in force.
- You will not be able to sign the petition in a signing place.
- If you have not received your postal signing sheet by **[day] [date] [month]** call **[insert helpline number]**.

How to sign the petition

1. When you receive your petition signing sheet and postal petition statement, read the instructions carefully.
2. If you choose to sign the petition then you must complete both of these forms and return them immediately.
3. We need to receive both these forms by **[time] on [day/ final day for signing the petition]**.

If you lose your petition signing sheet and / or postal petition statement, or make a mistake:

- Please phone the helpline immediately.
- We can only issue a replacement postal signing pack **before [time] on [day/ date of deadline]**.

Final page

Status: This is the original version (as it was originally made). This item of legislation is currently only available in its original format.

Final page of petition notice

If you would rather sign the petition in person, you must cancel your postal vote **before [time] on [day/ date of deadline]**. For more information, please call the helpline. Please note that when signing the petition in person, you must show an accepted form of photographic identification. For more information, please **[insert suggestion to call helpline and/or visit a relevant website, as appropriate]**.

If you miss the post, you can hand in your signing sheet and the signing sheet of up to five others at the council office during office hours to a person authorised to receive signing sheets or at any petition signing place in **[electoral area]* before **[time] on [day] [date of final signing day]**.



If you need information in another format, please call our helpline below.

If you need help to sign the petition, you can ask someone you know or you can get independent help by calling our helpline:

[Petition Officer to add contact details including website]

It is an offence to:

- Sign the petition using a petition signing sheet that was not sent for your use or interfere with another person's petition signing sheet.
- Sign the petition more than once, unless you are signing on your own behalf and as a proxy for another person.
- Sign the petition as a proxy on behalf of more than four people, of which no more than two may be on behalf of other domestic electors (a domestic elector is one who is not an overseas or service elector).
- Sign the petition as a proxy for someone if you know that by law they are not allowed to sign the petition.

Whether you sign in person or via post, it is an offence for someone to try to find out whether or not you are signing the petition whilst you are signing the signing sheet, or to then reveal that information.

***IMPORTANT** - if you choose to sign the petition, the name of the person on whose behalf you have signed, will be marked on the register used to administer the petition. This is known as the 'marked register' and helps to prevent someone from signing twice and to detect fraud. After the result of the petition is announced, any person may apply to the petition officer to inspect the marked register if they suspect fraud. If the petition officer agrees to this request then the inspection will take place under the supervision of local authority staff and the person can only make handwritten notes, which they may pass to the police for investigation.

**delete if notice is sent to an anonymous elector*

Yours sincerely

Petition Officer

Status: This is the original version (as it was originally made). This item of legislation is currently only available in its original format.

Form K: Postal petition statement

First page

Status: This is the original version (as it was originally made). This item of legislation is currently only available in its original format.

Postal petition statement	[Space for barcode]
Petition to Remove the MP for [insert name of constituency], [insert name of MP]	
Final day for receipt of completed petition signing sheets: [day] [date] [month] [year]	
<p>Important – You only need to sign this petition statement if you wish to sign the petition. Signing the petition is optional.</p> <p>If you wish to sign the petition, you must also fill in and return this statement with your petition signing sheet for your signature in support of the petition to be counted.</p> <p>Please read the instructions carefully and use a black pen.</p> <p>Name* _____ Petition signing sheet number _____</p> <p><i>* Petition Officer to insert name but omit where sent to an anonymous elector.</i></p> <p>(!) Check that the number on the back of your signing sheet matches the number shown above. If these do not match, call us immediately on <i>[insert helpline number]</i>.</p>	
<div style="border: 1px solid black; padding: 10px;"><p>I am the person the signing sheet numbered above was sent to.</p><p>My Date of Birth is: <input type="text"/><input type="text"/> <input type="text"/><input type="text"/> <input type="text"/><input type="text"/><input type="text"/><input type="text"/><input type="text"/></p><p style="text-align: center;">Day Month Year</p><p>* My Signature is: (You must sign inside the box)</p><p><i>* Petition Officer to indicate where the elector has been granted a waiver and that a signature is not required</i></p><div style="border: 1px solid black; height: 60px; width: 100%; margin-top: 5px;"></div></div>	
<p>We will check this information against our records for security.</p> <p>It is an offence to sign the petition using a signing sheet that was not sent for your use or interfere with another person’s signing sheet. It is an offence to sign the petition more than once (unless you are appointed as a proxy).</p> <p><i>Petition Officer to add pictorial guidance as appropriate.</i></p>	

Status: This is the original version (as it was originally made). This item of legislation is currently only available in its original format.

Final page

Status: This is the original version (as it was originally made). This item of legislation is currently only available in its original format.

Instructions for signing the petition by post

Please read through carefully. If you need help, please call us on *[insert helpline number]*

1. If you choose to sign the petition for your MP to be removed you must complete and return both the petition signing sheet and this statement.
2. This statement is used to check who you are, who you say you are, and your petition signing sheet will be included in the petition count.
3. Make sure you have filled in the **signature box and date of birth on this statement**.
4. Do not mark the signing sheet in any other way or your support of the petition may not count.
5. We must get your signing sheet and this statement by *[time]* on *[day]* *[date of final signing day]*.
6. If you miss the post, you can hand in your signing sheet and/or the signing sheet of others at the council office during office hours to a person authorised to receive signing sheets or at any petition signing place in *[electoral area]* before *[time]* on *[day]* *[date of final signing day]*.
7. You will be provided with a form which you must complete for the signing sheet you are handing in to be accepted.
8. You can hand in your own signing sheet and signing sheets of up to 5 other people.
9. If you are a political campaigner - you can only hand in your own signing sheet and the signing sheets of up to 5 family members or people for whom you provide regular care.
10. Do not put any signing sheets in the letter box of the council office as they will be rejected.
11. If you would rather sign the petition in person or ask someone else to sign the petition on your behalf (if you are not already an appointed proxy) you must cancel your postal arrangement before **5pm on *[day/date of deadline]***. If you decide to cancel and sign the petition in person, you will need to bring a form of accepted photographic identification. If a person is signing the petition on your behalf as proxy they need to bring their own identification.
12. After we receive your signing sheet, you cannot sign the petition in person at a petition signing place.

Getting help

- If you need help to vote, you can ask someone you know or get independent help by calling the helpline on *[insert helpline number]*. The person helping you must not tell anyone how you voted.
- Please call the helpline if you require copies of this form or guidance in Braille or languages other than English.
- If you make a mistake, or lose your signing sheet, you can get a replacement. Call us immediately as we can only issue a replacement before **5pm on *[day]* *[date]* *[month]***. If you apply after 5pm on *[day]* *[day before final signing day]* we can only issue a replacement if you return this signing pack in person.

Electoral fraud is a crime. It is an offence to sign the petition more than once unless you are signing on your own behalf and as a proxy for another person.

Whether you sign in person or via post, it is an offence for someone to try to find out whether or not you are signing the petition whilst you are signing the signing sheet, or to then reveal that information.

The Petition Officer issued this statement.
Petition Officer to add pictorial guidance as appropriate.

Status: This is the original version (as it was originally made). This item of legislation is currently only available in its original format.

Form L: Statement as to postal petition signing sheets, proxies and additional data

First page

Status: This is the original version (as it was originally made). This item of legislation is currently only available in its original format.

Form L Statement as to postal petition signing sheets, proxies and additional data

First page of statement

STATEMENT AS TO POSTAL PETITION SIGNING SHEETS, PROXIES AND ADDITIONAL DATA		
RECALL OF MPs ACT 2015		
RECALL PETITION		
Constituency: _____		
Petition Signing Period: from _____ to _____		
A	Issue of postal signing packs	Number
1	Total number of original postal signing packs issued	
2	Number of postal signing packs replaced due to the original pack being lost (or not received)	
3	Number of postal signing packs replaced due to the original being spoiled	
4	Number of postal signing packs replaced due to the elector requesting the pack to be sent to a different address	
5	Total number of postal signing packs issued (i.e. Total of A1 to A4)	
B	Waivers	Number
1	Number of signature waivers issued	
C	Receipt of postal signing packs	Number
1	Number of complete postal signing packs received by the close of the petition (excluding those returned in C3-C14)	
2a	Number of postal petition statements received by close of petition without the corresponding petition signing sheet	
2b	Number of petition signing sheets received by close of petition without the corresponding postal petition statement	
3	Number of postal signing packs cancelled on request of elector by 5pm on the eleventh working day before the final day of the petition signing period	
4	Number of postal signing packs cancelled as lost 5 hours before the petition closed on the final signing day	
5	Number of postal signing packs cancelled as spoiled 5 hours before the petition closed on the final signing day	
6	Number of postal signing packs returned as undeliverable by the seventh calendar day after the petition closed	
<p><i>In items 7-13 record the number of postal signing packs handed in at a petition signing place or to the Petition Officer before the close of the petition that were rejected because of the following reasons:</i></p> <p>(A) <i>The form accompanying the postal signing packs handed in was not fully completed (under regulation 99B(1)(a) or regulation 102B(1)(a))</i></p> <p>(B) <i>the number of postal signing packs handed in exceeded the permitted number (under regulation 99B(1)(b)&(c) or regulation 102B(1)(b)&(c))</i></p> <p>(C) <i>the postal signing packs were handed in by a political campaigner not permitted to handle the postal signing packs (under regulation 99B(3) or regulation 102B(3))</i></p>		

Status: This is the original version (as it was originally made). This item of legislation is currently only available in its original format.

Second page

Status: This is the original version (as it was originally made). This item of legislation is currently only available in its original format.

Final page of statement

	<i>In item 14 record the number of postal signing packs that were rejected because they were left behind with no form attached (under regulation 99D or regulation 102D)</i>	
7	Number of postal signing packs rejected under reason (A)	
8	Number of postal signing packs rejected under reason (B)	
9	Number of postal signing packs rejected under reason (C)	
10	Number of postal signing packs rejected under reason (A) AND (B)	
11	Number of postal signing packs rejected under reason (A) AND (C)	
12	Number of postal signing packs rejected under reason (B) AND (C)	
13	Number of postal signing packs rejected under reason (A), (B) AND (C)	
14	Number of postal signing packs received at a petition signing place or by the Petition Officer before the close of the petition rejected as the postal signing packs were left behind with no form attached (under regulation 99D or regulation 102D)	
15	Number of postal signing packs received between the close of the petition and the seventh calendar day thereafter	
16	Total number of postal signing packs not returned (including empty envelopes and any signing packs received more than seven calendar days after the petition closed)	
17	Total postal signing packs (i.e. Total of C1-C16)	
D	Checks on personal identifiers	Number
1	Number of postal petition statements checked against the personal identifier record	
2	Number of postal petition statements where required personal identifiers were verified as valid	
3a	Number of postal petition statements rejected because there was no signature	
3b	Number of postal petition statements rejected because there was no date of birth	
3c	Number of postal petition statements rejected because there was no signature and no date of birth	
4a	Number of postal petition statements rejected due to a mismatched signature	
4b	Number of postal petition statements rejected due to a mismatched date of birth	
4c	Number of postal petition statements rejected due to a mismatch of both identifiers	
5	Number of postal petition statements not checked against the personal identifier record and accepted	
6	Total checks on personal identifiers (i.e. Total of D2-D5 and total should equal D1 and C1)	
E	Summary of postal signing packs	Number
1	Number of postal signing packs rejected due to missing petition signing sheet or postal petition statement	
2	Number of postal petition statements rejected due to absence or mismatch of personal identifiers	
3	Number of postal petition signing sheets sent to the court	
F	Proxies	Number
1	Number of standard proxies appointed	
2	Number of emergency proxies appointed	

Status: This is the original version (as it was originally made). This item of legislation is currently only available in its original format.

Final page

Final page of statement

3	Number of postal proxies appointed	
4	Total number of proxies issued (i.e. Total of F1 to F3)	
Date		
Signature		
Petition Officer		
Authority:		

Status: This is the original version (as it was originally made). This item of legislation is currently only available in its original format.

PART 2

Forms for recall petitions in Northern Ireland

Form E: Official petition notice for an elector who may sign the petition by post

First page

Form E Official petition notice for an elector who may sign the petition by post

First page of petition notice

Your details:

[ELECTOR'S NAME
AND QUALIFYING ADDRESS]

Petition Officer to omit where notice of petition sent to an anonymous elector. Notice to an anonymous elector must be delivered in a sealed envelope

[ELECTORAL OFFICE
FOR NORTHERN
IRELAND ADDRESS
AND CONTACT
DETAILS]

Number on register:

[DATE]

Dear [Elector's name]

Postal Notice of Petition to remove the MP for [name of constituency], [name of MP]

I am writing to inform you that there will be a petition to decide whether [name of MP], the MP for [constituency] should lose [his/her] seat as an MP and a by-election should be held to decide who will be the MP for that constituency.

You have been sent this notice because your name is on the electoral register and you have a postal vote arrangement in force, however signing the petition is optional

The petition has been started because [name of MP] MP has been [convicted of the [offence] and has been [sentenced/ordered] to be [imprisoned/detained] for/given a suspended sentence of [length of sentence]*]**

[[convicted of an offence under section 10 of the Parliamentary Standards Act 2009 and has been [sentenced/ordered] to be [imprisoned/detained/fined] for/given a suspended sentence of [length of sentence/level of fine] (offence of providing false or misleading information for allowances claims)*]**

[[suspended from sitting in the House of Commons for a period of [number of days] for breaching the code of conduct for MPs*]**

*Petition Officer to complete as appropriate

**Petition Officer to delete the conditions which does not apply

If at least 10% of eligible people in the constituency sign the petition, [name of MP] **will** lose [his/her] seat in the House of Commons and a by-election will be held. The loss of [his/her] seat does not prevent [name of MP] standing in this by-election.

If less than 10% of eligible people in the constituency sign the petition, [name of MP] MP **will not** lose [his/her] seat and therefore no by-election will be held.

Information - signing the petition

We will send your petition signing sheet around [day] [date] [month] [year] # [addressed to]:

[Elector's name and qualifying address here]

Status: This is the original version (as it was originally made). This item of legislation is currently only available in its original format.

Second page

Status: This is the original version (as it was originally made). This item of legislation is currently only available in its original format.

Second page of petition notice

Your postal signing pack

- You will receive a petition signing sheet for this petition because you have a postal vote in force.
- You will not be able to sign the petition at a signing place.
- If you have not received your postal signing sheet by **[day] [date] [month]** call **[insert helpline number]**.

How to sign the petition

1. When you receive your petition signing sheet, read the instructions carefully.
2. You will also be sent a Declaration of Identity.
3. If you choose to sign the petition then you must complete both of these forms and return them immediately.
4. We need to receive both these forms by **[time] on [day/ final day for signing the petition]**.

If you lose your petition signing sheet and / or declaration of identity, or make a mistake:

- Please phone the helpline immediately.
- We can only issue a replacement postal signing pack **before [time] on [day/ date of deadline]**.

If you would rather sign the petition in person, or ask someone else to sign on your behalf, you must cancel your postal vote **before [time] on [day/date of deadline]**. For more information, please call the helpline. Please note that when signing the petition in person, you or someone who is signing the petition on your behalf must show an accepted form of photographic identification. For more information, please **[insert suggestion to call helpline and/or visit a relevant website, as appropriate]**.

If you miss the post, you can hand in your signing sheet and the signing sheet of up to five others at the Electoral Office during office hours to a person authorised to receive signing sheets before **[time] on [day] [date of final signing day]**.

*Note that if you have an anonymous entry on the register you will not be able to sign in person but you can ask someone else to sign by post on your behalf.

**Petition Officer only to include on postal petition notice sent to an anonymous elector*



If you need information in another format, please call our helpline below.

If you need help to sign the petition, you can ask someone you know or you can get independent help by calling our helpline:

[Petition Officer to add contact details including website]

Status: This is the original version (as it was originally made). This item of legislation is currently only available in its original format.

Final page

Status: This is the original version (as it was originally made). This item of legislation is currently only available in its original format.

It is an offence to:

- Sign the petition using a petition signing sheet that was not sent for your use or interfere with another person's petition signing sheet.
- Sign the petition more than once, unless you are signing on your own behalf and as a proxy for another person.
- Sign the petition as a proxy on behalf of more than four people, of which no more than two may be on behalf of other domestic electors (a domestic elector is one who is not an overseas or service elector).
- Sign the petition as a proxy for someone if you know that by law they are not allowed to sign the petition.

Whether you sign in person or via post, it is an offence for someone to try to find out whether or not you are signing the petition whilst you are signing the signing sheet, or to then reveal that information.

Final page of petition notice

*** IMPORTANT** - if you choose to sign the petition your name will be marked on the register used to administer the petition. This is known as the 'marked register' and helps to prevent someone from signing twice and to detect fraud. After the result of the petition is announced, any person may apply to the petition officer to inspect the marked register if they suspect fraud. If the petition officer agrees to this request then the inspection will take place under the supervision of local authority staff and the person can only make handwritten notes, which they may pass to the police for investigation.

** delete if notice is sent to an anonymous elector*

Yours sincerely

Petition Officer

Status: This is the original version (as it was originally made). This item of legislation is currently only available in its original format.

Form G: Official petition notice for a proxy who may sign the petition by post

First page

Status: This is the original version (as it was originally made). This item of legislation is currently only available in its original format.

Form G Official petition notice for a proxy who may sign the petition by post

First page of petition notice

Your details:

[PROXY'S NAME
AND QUALIFYING ADDRESS]

Petition Officer to omit where notice of petition sent to an anonymous elector. Notice to an anonymous elector must be delivered in a sealed envelope

ELECTORAL OFFICE
FOR NORTHERN
IRELAND ADDRESS
AND CONTACT
DETAILS]

Number on register:

[DATE]

Dear [Proxy's name]

Proxy Postal Notice of Petition to remove the MP for [name of constituency], [name of MP]

I am writing to inform you that there will be a petition to decide whether [name of MP], the MP for [constituency] should lose [his/her] seat as an MP and a by-election should be held to decide who will be the MP for that constituency.

You have been sent this notice because our records show that *[the person named on the back of this notice] [another person] has appointed you as a proxy to sign on their behalf at this petition and you have a postal arrangement in force.

However signing the petition is optional.

**If anonymous elector omit the words in the first set of square brackets. If not omit the words in the second set of square brackets.*

The petition has been started because [name of MP] MP has been [convicted of the [offence] and has been [sentenced/ordered] to be [imprisoned/detained] for/given a suspended sentence of [length of sentence]*]**

[[convicted of an offence under section 10 of the Parliamentary Standards Act 2009 and has been [sentenced/ordered] to be [imprisoned/detained/fined] for/given a suspended sentence of [length of sentence/level of fine] (offence of providing false or misleading information for allowances claims)*]]**

[[suspended from sitting in the House of Commons for a period of [number of days] for breaching the code of conduct for MPs*]**

**Petition Officer to complete as appropriate*

***Petition Officer to delete the conditions which does not apply*

If at least 10% of eligible people in the constituency sign the petition, [name of MP] **will** lose [his/her] seat in the House of Commons and a by-election will be held. The loss of [his/her] seat does not prevent [name of MP] standing in this by-election.

If less than 10% of eligible people in the constituency sign the petition, [name of MP] MP **will not** lose [his/her] seat and therefore no by-election will be held.

Status: This is the original version (as it was originally made). This item of legislation is currently only available in its original format.

Second page

Status: This is the original version (as it was originally made). This item of legislation is currently only available in its original format.

Second page of petition notice

Information – signing the petition

We will send your petition signing sheet around **[day] [date] [month] [year]** *****[addressed to]:**

******* Petition Officer to omit where notice of petition sent to the proxy of an anonymous elector. Notice to proxy of an anonymous elector must be delivered in a sealed envelope.

You should check with the person who has named you as their proxy whether or not they wish you to sign the petition on their behalf.

For this petition you are the proxy for:

[(Elector's name)

(Elector's address)

(Elector's number on the register)]

[The person with this elector number. (Insert elector's number on the register)].

**If anonymous elector omit the words in the first set of square brackets. If not omit the words in the second set of square brackets.*

Your postal signing pack

- You will receive a petition signing sheet for this petition because you have postal vote in force.
- You will not be able to sign the petition in a signing place.
- If you have not received your postal signing sheet by **[day] [date] [month]** call **[insert helpline number]**.

How to sign the petition

1. When you receive your petition signing sheet and declaration of identity, read the instructions carefully.
2. If you choose to sign the petition then you must complete both of these forms and return them immediately.
3. We need to receive both these forms by **[time]** on **[day/ final day for signing the petition]**.

If you lose your petition signing sheet and / or postal petition statement, or make a mistake:

- Please phone the helpline immediately.
- We can only issue a replacement postal signing pack **before [time] on [day/ date of deadline]**.

Status: This is the original version (as it was originally made). This item of legislation is currently only available in its original format.

Final page

Status: This is the original version (as it was originally made). This item of legislation is currently only available in its original format.

Final page of petition notice

If you would rather sign the petition in person, you must cancel your postal vote **before [time] on [day/ date of deadline]**. For more information, please call the helpline. Please note that when signing the petition in person, you must show an accepted form of photographic identification. For more information, please **[insert suggestion to call helpline and/or visit a relevant website, as appropriate]**.

If you miss the post, you can hand in your signing sheet and the signing sheet of up to five others at the Electoral Office during office hours to a person authorised to receive signing sheets before **[time] on [day] [date of final signing day]**.



If you need information in another format, please call our helpline below.

If you need help to sign the petition, you can ask someone you know or you can get independent help by calling our helpline:

[Petition Officer to add contact details including website]

It is an offence to:

- Sign the petition using a petition signing sheet that was not sent for your use or interfere with another person's petition signing sheet.
- Sign the petition more than once, unless you are signing on your own behalf and as a proxy for another person.
- Sign the petition as a proxy on behalf of more than four people, of which no more than two may be on behalf of other domestic electors (a domestic elector is one who is not an overseas or service elector).
- Sign the petition as a proxy for someone if you know that by law they are not allowed to sign the petition.

Whether you sign in person or via post, it is an offence for someone to try to find out whether or not you are signing the petition whilst you are signing the signing sheet, or to then reveal that information.

***IMPORTANT** - if you choose to sign the petition, the name of the person on whose behalf you have signed, will be marked on the register used to administer the petition. This is known as the 'marked register' and helps to prevent someone from signing twice and to detect fraud. After the result of the petition is announced, any person may apply to the petition officer to inspect the marked register if they suspect fraud. If the petition officer agrees to this request then the inspection will take place under the supervision of Electoral Office staff and the person can only make handwritten notes, which they may pass to the police for investigation.

**delete if notice is sent to an anonymous elector*

Yours sincerely

Petition Officer

Status: This is the original version (as it was originally made). This item of legislation is currently only available in its original format.

Form L: Statement as to postal petition signing sheets, proxies and additional data

First page

Form L Statement as to postal petition signing sheets, proxies and additional data

STATEMENT AS TO POSTAL PETITION SIGNING SHEETS, PROXIES AND ADDITIONAL DATA		
RECALL OF MPs ACT 2015		
RECALL PETITION		
Constituency: _____		
Petition Signing Period: from _____ to _____		
A	Issue of postal signing packs	Number
1	Total number of original postal signing packs issued	
2	Number of postal signing packs replaced due to the original pack being lost (or not received)	
3	Number of postal signing packs replaced due to the original being spoiled	
4	Number of postal signing packs replaced due to the elector requesting the pack to be sent to a different address	
5	Total number of postal signing packs issued (i.e. Total of A1 to A4)	
B	Waivers	Number
1	Number of signature waivers issued	
C	Receipt of postal signing packs	Number
1	Number of complete postal signing packs received by the close of the petition (excluding those returned in C3-C14)	
2a	Number of declarations of identity received by close of petition without the corresponding petition signing sheet	
2b	Number of petition signing sheets received by close of petition without the corresponding declaration of identity	
3	Number of postal signing packs cancelled on request of elector by 5pm on the eleventh working day before the final day of the petition signing period	
4	Number of postal signing packs cancelled as lost by 5PM on the day before the final signing day	
5	Number of postal signing packs cancelled as spoiled by 5PM on the day before the final signing day	
6	Number of postal signing packs returned as undeliverable by the seventh calendar day after the petition closed	
<p><i>In items 7-13 record the number of postal signing packs handed in to the Petition Officer before the close of the petition that were rejected because of the following reasons:</i></p> <p>(A) <i>The form accompanying the postal signing packs handed in was not fully completed (under regulation 102B(1)(a))</i></p> <p>(B) <i>the number of postal signing packs handed in exceeded the permitted number (under regulation 102B(1)(b)&(c))</i></p> <p>(C) <i>the postal signing packs were handed in by a political campaigner not permitted to handle the postal signing packs (under regulation 102B(3))</i></p> <p><i>In item 14 record the number of postal signing packs that were rejected because they were left behind with no form attached (under regulation 102D)</i></p>		
7	Number of postal signing packs rejected under reason (A)	
8	Number of postal signing packs rejected under reason (B)	
9	Number of postal signing packs rejected under reason (C)	
10	Number of postal signing packs rejected under reason (A) AND (B)	

Final page

Status: This is the original version (as it was originally made). This item of legislation is currently only available in its original format.

11	Number of postal signing packs rejected under reason (A) AND (C)	
12	Number of postal signing packs rejected under reason (B) AND (C)	
13	Number of postal signing packs rejected under reason (A), (B) AND (C)	
14	Number of postal signing packs received by the Petition Officer before the close of the petition rejected as the postal signing packs were left behind with no form attached (under regulation 102D)	
15	Number of postal signing packs received between the close of the petition and the seventh calendar day thereafter	
16	Total number of postal signing packs not returned (including empty envelopes and any signing packs received more than seven calendar days after the petition closed)	
17	Total postal signing packs (i.e. Total of C1-C16)	
D	Checks on personal identifiers	Number
1	Number of declarations of identity checked against the personal identifier record	
2	Number of declarations of identity where required personal identifiers were verified as valid	
3a	Number of declarations of identity rejected because there was no signature	
3b	Number of declarations of identity rejected because there was no date of birth	
3c	Number of declarations of identity rejected because there was no signature and no date of birth	
4a	Number of declarations of identity rejected due to a mismatched signature	
4b	Number of declarations of identity rejected due to a mismatched date of birth	
4c	Number of declarations of identity rejected due to a mismatch of both identifiers	
5	Number of declarations of identity not checked against the personal identifier record and accepted	
6	Total checks on personal identifiers (i.e. Total of D2-D5 and total should equal C1 and D1)	
E	Summary of postal signing packs	Number
1	Number of postal signing packs rejected due to missing petition signing sheet or declaration of identity	
2	Number of declarations of identity rejected due to absence or mismatch of personal identifiers	
3	Number of postal petition signing sheets sent to the count	
F	Proxies	Number
1	Number of standard proxies appointed	
2	Number of postal proxies appointed	
3	Total number of proxies issued (i.e. Total of F1 to F2)	
<p>Date: Signature: Petition Officer</p>		
Electoral Office for Northern Ireland		

Status: This is the original version (as it was originally made). This item of legislation is currently only available in its original format.

Form M: Declaration of identity

First page

Status: This is the original version (as it was originally made). This item of legislation is currently only available in its original format.

Declaration of Identity	[Space for barcode]
Petition to Remove the MP for [insert name of constituency], [insert name of MP]	
Final day for receipt of completed petition signing sheets: [day] [date] [month] [year]	
<p>Important – You only need to sign this declaration if you wish to sign the petition. Signing the petition is optional.</p> <p>If you wish to sign the petition, you must also fill in and return this statement with your petition signing sheet for your signature in support of the petition to be counted.</p> <p>Please read the instructions carefully and use a black pen.</p> <p>Name* _____ Petition signing sheet number _____</p> <p><i>* Petition Officer to insert name but omit where sent to an anonymous elector.</i></p> <p>(!) Check that the number on the back of your signing sheet matches the number shown above. If these do not match, call us immediately on <i>[insert helpline number]</i>.</p>	
<div style="border: 1px solid black; padding: 10px;"><p>I am the person the signing sheet numbered above was sent to.</p><p>My Date of Birth is: <input type="text"/> <input type="text"/> <input type="text"/> <input type="text"/> <input type="text"/> <input type="text"/> <input type="text"/> <input type="text"/></p><p style="text-align: center;">Day Month Year</p><p>* My Signature is: (You must sign inside the box)</p><p><i>* Petition Officer to indicate where the elector has been granted a waiver and that a signature is not required</i></p><div style="border: 1px solid black; height: 80px; width: 100%;"></div></div>	
<p>We will check this information against our records for security.</p> <p>It is an offence to sign the petition using a signing sheet that was not sent for your use or interfere with another person's signing sheet. It is an offence to sign the petition more than once (unless you are appointed as a proxy).</p> <p><i>Petition Officer to add pictorial guidance as appropriate.</i></p>	

Status: This is the original version (as it was originally made). This item of legislation is currently only available in its original format.

Instructions for signing the petition by post

Please read through carefully. If you need help, please call us on *[insert helpline number]*

1. If you choose to sign the petition for your MP to be removed you must complete and return both the **petition signing sheet and this declaration**.
2. This declaration is used to check who you are, who you say you are, and your petition signing sheet will be included in the petition count.
3. Make sure you have filled in the **signature box and date of birth on this declaration**.
4. Do not mark the signing sheet in any other way or your support of the petition may not count.
5. Put the signing sheet in the smaller envelope marked "A" and seal it. Then put the envelope marked "A" together with this declaration of identity, in the larger envelope marked "B"
6. We must get your signing sheet and this declaration by *[time]* on *[day]* *[date of final signing day]*.
7. If you miss the post, you can hand in your signing sheet and/or the signing sheet of others at the Electoral Office during office hours to a person authorised to receive signing sheets before *[time]* on *[day]* *[date of final signing day]*.
8. You will be provided with a form which you must complete for the signing sheet you are handing in to be accepted.
9. You can hand in your own signing sheet and signing sheets of up to 5 other people.
10. If you are a political campaigner - you can only hand in your own signing sheet and the signing sheets of up to 5 family members or people for whom you provide regular care.
11. Do not put any signing sheets in the letter box of the Electoral Office as they will be rejected.
12. If you would rather sign the petition in person or ask someone else to sign the petition on your behalf (if you are not already an appointed proxy) you must cancel your postal arrangement before **5pm on *[day/date of deadline]***. If you decide to cancel and sign the petition in person, you will need to bring a form of accepted photographic identification. If a person is signing the petition on your behalf as proxy they need to bring their own identification.
13. After we receive your signing sheet, you cannot sign the petition in person at a petition signing place.

Getting help

- If you need help to vote, you can ask someone you know or get independent help by calling the helpline on *[insert helpline number]*. The person helping you must not tell anyone how you voted.
- Please call the helpline if you require copies of this form or guidance in Braille or languages other than English.
- If you make a mistake, or lose your signing sheet, you can get a replacement. Call us immediately as we can only issue a replacement before **5pm on *[day]* *[date]* *[month]***.

Electoral fraud is a crime. It is an offence to sign the petition more than once unless you are signing on your own behalf and as a proxy for another person.

Whether you sign in person or via post, it is an offence for someone to try to find out whether or not you are signing the petition whilst you are signing the signing sheet, or to then reveal that information.

The Petition Officer issued this statement.
Petition Officer to add pictorial guidance as appropriate.

Status: This is the original version (as it was originally made). This item of legislation is currently only available in its original format.

SCHEDULE 9

Regulation 11(2)(c) and (4)(c)

Combined Authorities (Mayoral Elections) Order 2017 forms

PART 1

Combined authority mayoral elections: standalone poll

Form 7: Postal voting statement

Front of form

Status: This is the original version (as it was originally made). This item of legislation is currently only available in its original format.

Postal voting statement	<i>[Space for barcode]</i>
Election of the Mayor for <i>[insert name of combined authority]</i>	
Date of election <i>[day] [date] [month] [year]</i>	
<p>Important – you must fill in and return this postal voting statement with your completed ballot paper for it to be counted.</p> <p>Please read the instructions carefully and use a black pen.</p> <p>* Name _____ Ballot paper number _____</p> <p>* <i>Returning Officer to insert name but omit where sent to an anonymous elector</i></p> <p>(!) Check that the number on the back of your ballot paper matches the number shown above. If these do not match, call us immediately on <i>[insert helpline number]</i>.</p> <div style="border: 1px solid black; padding: 10px; margin: 10px 0;"> <p>I am the person the ballot paper numbered above was sent to.</p> <p>My Date of Birth is: <input style="width: 20px; height: 20px; border: 1px solid black;" type="text"/> <input style="width: 20px; height: 20px; border: 1px solid black;" type="text"/> <input style="width: 20px; height: 20px; border: 1px solid black;" type="text"/> <input style="width: 20px; height: 20px; border: 1px solid black;" type="text"/> <input style="width: 20px; height: 20px; border: 1px solid black;" type="text"/> <input style="width: 20px; height: 20px; border: 1px solid black;" type="text"/></p> <p style="text-align: center;">Day Month Year</p> <p>* My Signature is: (You must sign inside the box)</p> <p>* <i>Returning Officer to indicate where the elector has been granted a waiver and that a signature is not required</i></p> <div style="border: 1px solid black; width: 250px; height: 60px; margin: 10px auto;"></div> </div> <p>We will check this information against our records for security.</p> <p>It is an offence to vote using a ballot paper that was not sent for your use or interfere with another voter's ballot paper. It is an offence to vote more than once at the same election (unless you are appointed as a proxy).</p> <p><i>Returning Officer to add pictorial guidance as appropriate.</i></p>	

Rear of form

Status: This is the original version (as it was originally made). This item of legislation is currently only available in its original format.

Instructions for voting by post

Please read through carefully. If you need help, please call us on *[insert helpline number]*

1. For your vote to be counted, you must fill in and return this postal voting statement with your ballot paper.
2. Make sure you have filled in the date of birth ***[and signature] box[es]** on this postal voting statement.
**Returning Officer to indicate where the elector has been granted a waiver and that a signature is not required*
3. Vote for **only one candidate** by putting a cross in the box next to your choice.
4. Do not mark the ballot papers in any other way or your vote may not count.
5. We must get your postal vote by **10pm on [day] [date of poll]**.
6. If you miss the post, you can hand in your postal vote and/or the postal vote of others at the council office during office hours to a person authorised to receive postal votes or at any polling station in the local authority area before **10pm on [day] [date of poll]**.
7. You will be provided with a form which you must complete for the postal vote(s) you are handing in to be accepted.
8. You can hand in your own postal vote and postal votes for up to 5 other voters.
9. If you are a political campaigner - you can only hand in your own postal vote plus the votes of up to 5 family members or people for whom you provide regular care.
10. Do not put any postal votes in the letter box of the council office as they will be rejected.
11. If you would rather vote in person or ask someone else to vote on your behalf (if you are not already an appointed proxy) you must cancel your postal vote before 5pm on [day/date of deadline]. If you decide to cancel and vote in person, you will need to bring a form of accepted photographic identification. If a person is voting on your behalf as proxy they need to bring their own identification.
12. After we receive your postal voting statement and ballot paper, you cannot vote in person at a polling station in this election.

Getting help

- If you need help to vote, you can ask someone you know or get independent help by calling the helpline on *[insert helpline number]*. The person helping you must not tell anyone how you voted.
- Please call the helpline if you require copies of this form or guidance in Braille or languages other than English.
- If you make a mistake, or lose your postal ballot paper or this statement, you can get a replacement. Call us immediately as we can only issue a replacement before **5pm on [day] [date] [month]**. If you apply after **5pm on [day before poll]** we can only issue a replacement if you return this ballot pack in person.

Electoral fraud is a crime. It is an offence to vote more than once at the same election unless you are voting on your own behalf and as a proxy for another person.

Whether you vote in person or via post, it is an offence for someone to try to find out who you are voting for whilst you are putting your mark on your ballot paper, or to then reveal that information.

The Returning Officer issued this statement.
Returning Officer to add pictorial guidance as appropriate.

Status: This is the original version (as it was originally made). This item of legislation is currently only available in its original format.

Form 9: Official postal poll card

Front of card

Postal poll card
Election of Mayor for [insert name of combined authority]
Date of election [day] [date] [month] [year]
Voting information
We will send your postal vote around [day] [date] [month] [year] *[addressed to:]
*[Elector's name and address]
* Returning Officer to omit where poll card sent to an anonymous elector.

Please turn over

Your details:
* [Elector's name and qualifying address details here]
* Returning Officer to omit where poll card sent to an anonymous elector. Poll card to an anonymous elector must be delivered in a sealed envelope
Electoral register number:

Your postal vote
<ul style="list-style-type: none">• You will receive a postal vote for this election because you asked to vote by post.• You will not be able to vote in a polling station.• If you have not received your postal vote by [day] [date] [month] call [insert helpline number].

If you lose your postal vote or make a mistake
<ul style="list-style-type: none">• Please phone the helpline immediately.• We can only issue a replacement postal vote before 5pm on [day/date of deadline].


Rear of card


Status: This is the original version (as it was originally made). This item of legislation is currently only available in its original format.

How to vote

1. When you receive your postal vote, read the instructions carefully.
2. Your postal vote includes your ballot paper and a postal voting statement.
3. Complete both of these and return them immediately.
4. We need to receive your postal vote by **10pm on [day/date of poll]**.

If you miss the post, you can hand in your postal vote and/or the postal vote of others at the council office during office hours to a person authorised to receive postal votes, or at any polling station in the electoral area before **10pm on [day] [date of poll]**.

 If you need information in another format, please call our helpline below.

 If you need help to vote, you can ask someone you know or get independent help by calling our helpline:

[Insert helpline and other details including website]

The Returning Officer issued this card.

It is an offence to:

- vote using a ballot paper that was not sent for your use or interfere with another voter's ballot paper
- vote more than once at the same election, unless you are voting on your own behalf and as a proxy for another person
- vote as a proxy on behalf of more than four electors, of which no more than two may be on behalf of other domestic electors (a domestic elector is one who is not an overseas or service elector).
- vote as a proxy for someone if you know that by law they are not allowed to vote

If you would rather vote in person, or ask someone else to vote on your behalf

- you must cancel your postal vote **before 5pm on [day/date of deadline]**.
- Please note that when voting in person, you or someone who is voting on your behalf must show an accepted form of photographic identification. For more information, please *[insert suggestion to call helpline and/or visit a relevant website, as appropriate]*.

Whether you vote in person or via post, it is an offence for someone to try to find out who you are voting for whilst you are putting your mark on your ballot paper, or to then reveal that information.

If undelivered return to
[insert return address]

Form 11: Official proxy postal poll card

Front of card

Status: This is the original version (as it was originally made). This item of legislation is currently only available in its original format.

Proxy postal poll card
Election of Mayor for <i>[insert name of combined authority]</i>
Date of election <i>[day] [date] [month] [year]</i>

Voting information
We will send your postal vote around <i>[day] [date] [month] [year]</i> <i>*[addressed to:]</i>
<p><i>* [Proxy's name and qualifying address details here]</i></p> <p><i>* Returning Officer to omit where poll card sent to the proxy of an anonymous elector. Poll card to proxy of an anonymous elector must be delivered in a sealed envelope.</i></p>

Please turn over

Rear of card

Voting as a proxy

** [The person named on the back of this card] [Another person] has appointed you as a proxy to vote on their behalf at this election.

** *If sent to the proxy of an anonymous elector omit the words in the first set of brackets, if not omit the words in the second set of brackets.*

Your postal vote

- You will receive a postal vote for this election because you asked to vote by post.
- You will not be able to vote as a proxy in a polling station.
- **If you have not received your postal vote by *[day] [date] [month]* call *[insert helpline number]*.**

Whether you vote in person or via post, it is an offence for someone else to try to find out who you are voting for whilst you are putting your mark on your ballot paper, or to then reveal that information.

Status: This is the original version (as it was originally made). This item of legislation is currently only available in its original format.

For this election you are proxy for:

* [(Elector's name)
(Elector's address)
(Elector's number on register)]


[the person with this elector number: (Insert elector's number on register)]


* If anonymous elector omit the words in the first set of square brackets, if not omit the words in the second set of square brackets

How to vote

1. When you receive your postal vote, read the instructions carefully.
2. Your postal vote includes your ballot paper and a postal voting statement.
3. Complete both of these and return them immediately.
4. We need to receive your postal vote by **10pm on [day/date of poll]**.

If you miss the post, you can hand in your postal vote and/or the postal vote of others at the council office during office hours to a person authorised to receive postal votes, or at any polling station in the local authority area before **10pm on [day] [date of poll]**.

 If you need information in another format, please call our helpline below.

 If you need help to vote, you can ask someone you know or get independent help by calling our helpline:

[insert helpline or other details including website]

If you lose your postal vote or make a mistake

- Please phone the helpline immediately.
- We can only issue a replacement postal vote before **5pm on [day/date of deadline]**.

If you would rather vote in person, you must cancel your postal vote before **5pm on [day/ date of deadline]**. Please note that when voting in person, you must show an accepted form of photographic identification and this must be your own identification, not that of the person you are voting on behalf of. For more information, please [insert suggestion to call helpline and/or visit a relevant website, as appropriate]

It is an offence to:

- vote using a ballot paper that was not sent for your use or interfere with another voter's ballot paper
- vote more than once at the same election, unless you are voting on your own behalf and as a proxy for another person
- vote as a proxy on behalf of more than four electors, of which no more than two may be on behalf of other domestic electors (a domestic elector is one who is not an overseas or service elector).
- vote as a proxy for someone if you know that by law they are not allowed to vote

The Returning Officer issued this card.

If undelivered return to
[insert return address]

PART 2

Combined authority mayoral elections: combined poll

Form 7(1): Postal voting statement (joint issue)

Front of form

Status: This is the original version (as it was originally made). This item of legislation is currently only available in its original format.

Postal voting statement	[Space for barcode]												
<p>Election of the Mayor for [insert name of combined authority] <i>[Relevant Returning or Counting Officer to insert title(s) of other election(s) and referendums as appropriate]</i></p>													
<p>Date of election(s) [and referendum(s)] [day] [date] [month] [year]</p>													
<p>Important – you must fill in and return this postal voting statement with your completed ballot papers for them to be counted.</p> <p>Please read the instructions carefully and use a black pen.</p> <p>* Name _____ Ballot paper numbers _____</p> <p>* <i>Relevant Returning or Counting Officer to insert name but omit where sent to an anonymous elector</i></p> <p>(!) Check that the numbers on the backs of your ballot papers match the numbers shown above. If they do not match, call us immediately on <i>[insert helpline number]</i>.</p>													
<div style="border: 1px solid black; padding: 10px;"> <p>I am the person the ballot papers numbered above were sent to.</p> <p>My Date of Birth is:</p> <table style="margin-left: auto; margin-right: auto; border-collapse: collapse;"> <tr> <td style="border: 1px solid black; width: 20px; height: 20px; text-align: center;"> </td> <td style="border: 1px solid black; width: 20px; height: 20px; text-align: center;"> </td> <td style="border: 1px solid black; width: 20px; height: 20px; text-align: center;"> </td> <td style="border: 1px solid black; width: 20px; height: 20px; text-align: center;"> </td> <td style="border: 1px solid black; width: 20px; height: 20px; text-align: center;"> </td> <td style="border: 1px solid black; width: 20px; height: 20px; text-align: center;"> </td> </tr> <tr> <td style="text-align: center;">Day</td> <td style="text-align: center;">Month</td> <td colspan="4" style="text-align: center;">Year</td> </tr> </table> <p>* My Signature is: (You must sign inside the box)</p> <div style="border: 1px solid black; width: 200px; height: 50px; margin-left: auto; margin-right: auto;"></div> <p>* <i>Relevant Returning Officer or Counting Officer to indicate where the elector has been granted a waiver and that a signature is not required</i></p> </div>								Day	Month	Year			
Day	Month	Year											
<p>We will check this information against our records for security.</p> <p>It is an offence to vote using a ballot paper that was not sent for your use or interfere with another voter's ballot paper. It is an offence to vote more than once at the same election [or referendum] (unless you are appointed as a proxy).</p> <p><i>Relevant Returning or Counting Officer to add pictorial guidance as appropriate.</i></p>													

Rear of form

Status: This is the original version (as it was originally made). This item of legislation is currently only available in its original format.

Instructions for voting by post

Please read through carefully. If you need help, please call us on *[insert helpline number]*

1. For your votes to be counted, you must fill in and return this postal voting statement with **all** your ballot papers (listed below).
2. Make sure you have filled in the **date of birth** ***[and signature]** box[es] on this postal voting statement.
 - * *Relevant Returning or Counting Officer to indicate where the elector has been granted a waiver and that a signature is not required*
- * **UK Parliamentary election** *[insert colour] ballot paper*
 - [Vote for **only one** candidate by putting a cross in the box next to your choice.]
- * **Local government election**/**Parish council election** *[insert colour] ballot paper*
 - [Vote for **only one** candidate by putting a cross in the box next to your choice.]
 - [Vote for **no more than** _____ candidates by putting a cross in the box next to **each** of your choices.]
- * **Election of the Mayor for** *[insert combined authority name] [insert colour] ballot paper*
 - Vote for **only one** candidate by putting a cross in the box next to your choice.
- * **[Specify other] election/referendum** *[insert colour] ballot paper*
 - [Specify voting instructions in accordance with the legislation governing the election or referendum]
 - * *Relevant Returning or Counting Officer to add/amend as appropriate.*
3. Do not mark the ballot papers in any other way or your votes may not count.
4. We must get your postal vote by **10pm on [day] [date of poll]**.
5. If you miss the post, you can hand in your postal vote and/or the postal vote of others at the council office during office hours to a person authorised to receive postal votes or at any polling station in the "_____ area before **10pm on [day] [date of poll]**.
6. You will be provided with a form which you must complete for the postal vote(s) you are handing in to be accepted.
7. You can hand in your own postal vote(s) and postal votes for up to 5 other voters.
8. If you are a political campaigner - you can only hand in your own postal vote plus the votes of up to 5 family members or people for whom you provide regular care.
9. Do not put any postal votes in the letter box of the council office as they will be rejected.
10. If you would rather vote in person or ask someone else to vote on your behalf (if you are not already an appointed proxy) you must cancel your postal vote before 5pm on [day/date of deadline]. If you decide to cancel and vote in person, you will need to bring a form of accepted photographic identification. If a person is voting on your behalf as proxy they need to bring their own identification.
11. After we receive your postal voting statement and ballot papers, you cannot vote in person at a polling station in [this] [these] election(s) [and referendum(s)].

Getting help

- If you need help to vote, you can ask someone you know or get independent help by calling the helpline on *[insert helpline number]*. The person helping you must not tell anyone how you voted.
- Please call the helpline if you require copies of this form or guidance in Braille or languages other than English.
- If you make a mistake, or lose your postal ballot papers or this statement, you can get a replacement. Call us immediately as we can only issue a replacement before **5pm on [day] [date] [month]**. If you apply after **5pm on [day before poll]** we can only issue a replacement if you return this ballot pack in person.

Electoral fraud is a crime. It is an offence to vote more than once at the same election [or referendum] unless you are voting on your own behalf and as a proxy for another person).

Whether you vote in person or via post, it is an offence for someone to try to find out who you are voting for whilst you are putting your mark on your ballot paper, or to then reveal that information.

The [Returning / Counting] Officer issued this statement.
Relevant Returning or Counting Officer to add pictorial guidance as appropriate.

Form 7(2): Postal voting statement (standalone issue)

Front of form

Status: This is the original version (as it was originally made). This item of legislation is currently only available in its original format.

Postal voting statement	<i>[Space for barcode]</i>
Election of the Mayor for <i>[insert name of combined authority]</i>	
Date of election <i>[day] [date] [month] [year]</i>	
<p>Important – you must fill in and return this postal voting statement with your completed ballot paper for it to be counted.</p> <p>Please read the instructions carefully and use a black pen.</p> <p>* Name _____ Ballot paper number _____</p> <p>* <i>Returning Officer to insert name but omit where sent to an anonymous elector</i></p> <p>(!) Check that the number on the back of your ballot paper matches the number shown above. If these do not match, call us immediately on <i>[insert helpline number]</i>.</p> <div style="border: 1px solid black; padding: 10px; margin-top: 10px;"> <p>I am the person the ballot paper numbered above was sent to.</p> <p>My Date of Birth is: <input style="width: 30px; height: 20px; border: 1px solid black;" type="text"/> <input style="width: 30px; height: 20px; border: 1px solid black;" type="text"/> <input style="width: 30px; height: 20px; border: 1px solid black;" type="text"/> <input style="width: 30px; height: 20px; border: 1px solid black;" type="text"/> <input style="width: 30px; height: 20px; border: 1px solid black;" type="text"/> <input style="width: 30px; height: 20px; border: 1px solid black;" type="text"/></p> <p style="text-align: center;">Day Month Year</p> <p>* My Signature is: (You must sign inside the box)</p> <p>* <i>Returning Officer to indicate where the elector has been granted a waiver and that a signature is not required</i></p> <div style="border: 1px solid black; width: 250px; height: 60px; margin-left: 100px; margin-top: 10px;"></div> </div> <p style="margin-top: 10px;">We will check this information against our records for security.</p> <p>It is an offence to vote using a ballot paper that was not sent for your use or interfere with another voter's ballot paper. It is an offence to vote more than once at the same election (unless you are appointed as a proxy).</p> <p><i>Returning Officer to add pictorial guidance as appropriate.</i></p>	

Rear of form

Status: This is the original version (as it was originally made). This item of legislation is currently only available in its original format.

Instructions for voting by post

Please read through carefully. If you need help, please call us on *[insert helpline number]*

1. For your vote to be counted, you must fill in and return this postal voting statement with your ballot paper.
2. Make sure you have filled in the date of birth ***[and signature] box[es]** on this postal voting statement.
**Returning Officer to indicate where the elector has been granted a waiver and that a signature is not required*
3. Vote for **only one candidate** by putting a cross in the box next to your choice.
4. Do not mark the ballot papers in any other way or your vote may not count.
5. We must get your postal vote by **10pm on [day] [date of poll]**.
6. If you miss the post, you can hand in your postal vote and/or the postal vote of others at the council office during office hours to a person authorised to receive postal votes or at any polling station in the local authority area before **10pm on [day] [date of poll]**.
7. You will be provided with a form which you must complete for the postal vote(s) you are handing in to be accepted.
8. You can hand in your own postal vote and postal votes for up to 5 other voters.
9. If you are a political campaigner - you can only hand in your own postal vote plus the votes of up to 5 family members or people for whom you provide regular care.
10. Do not put any postal votes in the letter box of the council office as they will be rejected.
11. If you would rather vote in person or ask someone else to vote on your behalf (if you are not already an appointed proxy) you must cancel your postal vote before 5pm on [day/date of deadline]. If you decide to cancel and vote in person, you will need to bring a form of accepted photographic identification. If a person is voting on your behalf as proxy they need to bring their own identification.
12. After we receive your postal voting statement and ballot paper, you cannot vote in person at a polling station in this election.

Getting help

- If you need help to vote, you can ask someone you know or get independent help by calling the helpline on *[insert helpline number]*. The person helping you must not tell anyone how you voted.
- Please call the helpline if you require copies of this form or guidance in Braille or languages other than English.
- If you make a mistake, or lose your postal ballot paper or this statement, you can get a replacement. Call us immediately as we can only issue a replacement before **5pm on [day] [date] [month]**. If you apply after **5pm on [day before poll]** we can only issue a replacement if you return this ballot pack in person.

Electoral fraud is a crime. It is an offence to vote more than once at the same election unless you are voting on your own behalf and as a proxy for another person.

Whether you vote in person or via post, it is an offence for someone to try to find out who you are voting for whilst you are putting your mark on your ballot paper, or to then reveal that information.

The Returning Officer issued this statement.
Returning Officer to add pictorial guidance as appropriate.

Status: This is the original version (as it was originally made). This item of legislation is currently only available in its original format.

Form 9: Official postal poll card

Front of card

Postal poll card
Election of Mayor for <i>[insert name of combined authority]</i>
Date of election <i>[day] [date] [month] [year]</i>
Voting information
We will send your postal vote around <i>[day] [date] [month] [year]</i> <i>*[addressed to:]</i>
<i>*[Elector's name and address]</i> <i>* Returning Officer to omit where poll card sent to an anonymous elector.</i>

Please turn over

Your details: <i>* [Elector's name and qualifying address details here]</i> <i>* Returning Officer to omit where poll card sent to an anonymous elector. Poll card to an anonymous elector must be delivered in a sealed envelope</i> Electoral register number:
--

Your postal vote <ul style="list-style-type: none">• You will receive a postal vote for this election because you asked to vote by post.• You will not be able to vote in a polling station.• If you have not received your postal vote by <i>[day] [date] [month]</i> call <i>[insert helpline number]</i>.
--

If you lose your postal vote or make a mistake <ul style="list-style-type: none">• Please phone the helpline immediately.• We can only issue a replacement postal vote before 5pm on <i>[day/date of deadline]</i>.


Rear of card


Status: This is the original version (as it was originally made). This item of legislation is currently only available in its original format.

How to vote

1. When you receive your postal vote, read the instructions carefully.
2. Your postal vote includes your ballot paper and a postal voting statement.
3. Complete both of these and return them immediately.
4. We need to receive your postal vote by **10pm on [day/date of poll]**.

If you miss the post, you can hand in your postal vote and/or the postal vote of others at the council office during office hours to a person authorised to receive postal votes, or at any polling station in the electoral area before **10pm on [day] [date of poll]**.

 If you need information in another format, please call our helpline below.

 If you need help to vote, you can ask someone you know or get independent help by calling our helpline:

[Insert helpline and other details including website]

The Returning Officer issued this card.

It is an offence to:

- vote using a ballot paper that was not sent for your use or interfere with another voter's ballot paper
- vote more than once at the same election, unless you are voting on your own behalf and as a proxy for another person
- vote as a proxy on behalf of more than four electors, of which no more than two may be on behalf of other domestic electors (a domestic elector is one who is not an overseas or service elector).
- vote as a proxy for someone if you know that by law they are not allowed to vote

If you would rather vote in person, or ask someone else to vote on your behalf

- you must cancel your postal vote **before 5pm on [day/date of deadline]**.
- Please note that when voting in person, you or someone who is voting on your behalf must show an accepted form of photographic identification. For more information, please *[insert suggestion to call helpline and/or visit a relevant website, as appropriate]*.

Whether you vote in person or via post, it is an offence for someone to try to find out who you are voting for whilst you are putting your mark on your ballot paper, or to then reveal that information.

If undelivered return to
[insert return address]

Form 11: Official proxy postal poll card

Front of card

Status: This is the original version (as it was originally made). This item of legislation is currently only available in its original format.

Proxy postal poll card
Election of Mayor for <i>[insert name of combined authority]</i>
Date of election <i>[day] [date] [month] [year]</i>

Voting information
We will send your postal vote around <i>[day] [date] [month] [year]</i> <i>*[addressed to:]</i>
<i>* [Proxy's name and qualifying address details here]</i> <i>* Returning Officer to omit where poll card sent to the proxy of an anonymous elector. Poll card to proxy of an anonymous elector must be delivered in a sealed envelope.</i>

Please turn over

Rear of card

Voting as a proxy

** [The person named on the back of this card] [Another person] has appointed you as a proxy to vote on their behalf at this election.

** *If sent to the proxy of an anonymous elector omit the words in the first set of brackets, if not omit the words in the second set of brackets.*

Your postal vote

- You will receive a postal vote for this election because you asked to vote by post.
- You will not be able to vote as a proxy in a polling station.
- **If you have not received your postal vote by *[day] [date] [month]* call *[insert helpline number]*.**

Whether you vote in person or via post, it is an offence for someone else to try to find out who you are voting for whilst you are putting your mark on your ballot paper, or to then reveal that information.

Status: This is the original version (as it was originally made). This item of legislation is currently only available in its original format.

For this election you are proxy for:

* [(Elector's name)
(Elector's address)
(Elector's number on register)]


[the person with this elector number: (Insert elector's number on register)]


* If anonymous elector omit the words in the first set of square brackets, if not omit the words in the second set of square brackets

How to vote

1. When you receive your postal vote, read the instructions carefully.
2. Your postal vote includes your ballot paper and a postal voting statement.
3. Complete both of these and return them immediately.
4. We need to receive your postal vote by **10pm on [day/date of poll]**.

If you miss the post, you can hand in your postal vote and/or the postal vote of others at the council office during office hours to a person authorised to receive postal votes, or at any polling station in the local authority area before **10pm on [day] [date of poll]**.

 If you need information in another format, please call our helpline below.

 If you need help to vote, you can ask someone you know or get independent help by calling our helpline:

[insert helpline or other details including website]

If you lose your postal vote or make a mistake

- Please phone the helpline immediately.
- We can only issue a replacement postal vote before **5pm on [day/date of deadline]**.

If you would rather vote in person, you must cancel your postal vote before **5pm on [day/ date of deadline]**. Please note that when voting in person, you must show an accepted form of photographic identification and this must be your own identification, not that of the person you are voting on behalf of. For more information, please [insert suggestion to call helpline and/or visit a relevant website, as appropriate]

It is an offence to:

- vote using a ballot paper that was not sent for your use or interfere with another voter's ballot paper
- vote more than once at the same election, unless you are voting on your own behalf and as a proxy for another person
- vote as a proxy on behalf of more than four electors, of which no more than two may be on behalf of other domestic electors (a domestic elector is one who is not an overseas or service elector).
- vote as a proxy for someone if you know that by law they are not allowed to vote

The Returning Officer issued this card.

If undelivered return to
[insert return address]

Status: This is the original version (as it was originally made). This item of legislation is currently only available in its original format.

<p>Postal voting statement Datganiad pleidleisio drwy'r post</p>	<p>[Space for barcode] [Lle ar gyfer cod bar]</p>
<p>Election of the Police and Crime Commissioner for [insert name of police area] police area Etholiad Comisiynydd yr Heddlu a Throseddu ar gyfer ardal heddlu [nodwch enw ardal yr heddlu]</p>	
<p>Date of election [day] [date] [month] [year] Dyddiad yr etholiad [diwrnod] [dyddiad] [mis] [blwyddyn]</p>	
<p>Important – you must fill in and return this postal voting statement with your completed ballot paper for it to be counted. Pwysig – mae'n rhaid i chi lenwi'r datganiad pleidleisio drwy'r post hwn a'i ddychwelyd gyda'ch papur pleidleisio wedi ei gwblhau er mwyn iddo gael ei gyfrif.</p> <p>Please read the instructions carefully and use a black pen. Darllenwch y cyfarwyddiadau'n ofalus a defnyddiwch ben du.</p> <p>* Name _____ Ballot paper number _____ * Enw _____ Rhif y papur pleidleisio _____</p> <p>* Local Returning Officer to insert name but omit where sent to an anonymous elector * Y Swyddog Canlyniadau Lleol i nodi'r enw ond ei hepgor os cafodd ei anfon at etholwr diennw</p> <p>(!) Check that the number on the back of your ballot paper matches the number shown above. If these do not match, call us immediately on (insert helpline number).</p> <p>(!) Dylech gadarnhau bod y rhif ar gefn y papur pleidleisio yn cyfateb i'r rhif a ddangosir uchod. Os nad yw'r rhifau hyn yn cyfateb, ffoniwch ni ar unwaith ar (nodwch rif y llinell gymorth).</p>	
<p>I am the person the ballot paper numbered above was sent to. Fi yw'r person yr anfonwyd y papur pleidleisio â'r rhif uchod ato.</p> <p>My Date of Birth is: <input type="text"/> <input type="text"/> <input type="text"/> <input type="text"/> <input type="text"/> <input type="text"/> <input type="text"/> <input type="text"/> Fy Nyddiad Geni yw: Day / Divrnod Month / Mis Year / Blwyddyn</p> <p>* My Signature is: (You must sign inside the box) Fy Llofnod yw: (Mae'n rhaid i chi lofnodi o fewn y blwch)</p> <p><small>*Local Returning Officer to indicate where the elector has been granted a waiver and that a signature is not required.</small></p> <p><small>*Swyddog Canlyniadau Lleol nodi lle mae'r etholwr wedi cael hepgoriad ac nad oes angen llofnod.</small></p> <div style="border: 1px solid black; width: 150px; height: 60px; margin-left: 200px;"></div>	
<p>We will check this information against our records for security. Byddwn yn gwirio'r wybodaeth hon yn erbyn ein cofnodion am resymau diogelwch.</p> <p>It is an offence to vote using a ballot paper that was not sent for your use or interfere with another voter's ballot paper. It is an offence to vote more than once (unless you are appointed as a proxy) at the same election. Mae'n drosedd defnyddio papur pleidleisio rhywun arall i bleidleisio neu ymyrryd â phapur pleidleisio pleidleisiwr arall. Mae'n drosedd pleidleisio fwy nag unwaith yn yr un etholiad (oni chewch eich penodi'n ddirprwy).</p> <p><small>Local Returning Officer to add pictorial guidance as appropriate.</small> <small>Y Swyddog Canlyniadau Lleol i ychwanegu canllawiau darluniadol fel y bo'n briodol.</small></p>	

Rear of form

Status: This is the original version (as it was originally made). This item of legislation is currently only available in its original format.



Instructions for voting by post Cyfarwyddiadau ar gyfer pleidleisio drwy'r post

Please read through carefully. If you need help, please call us on *[insert helpline number]*

Darllenwch y cyfarwyddiadau'n ofalus. Os bydd angen cymorth amoch, ffoniwch ni ar *[nodwch rif y llinell gymorth]*

- For your vote to be counted, you must fill in and return this postal voting statement with your ballot paper.
- Er mwyn i'ch pleidlais gael ei chyfrif, bydd yn rhaid i chi llenwi'r datganiad pleidleisio drwy'r post hwn a'i ddychwelyd gyda'ch papur pleidleisio.
- Make sure you have filled in the **date of birth** *[and signature]* box(es) on this postal voting statement.
- Gwnewch yn siŵr eich bod wedi llenwi'r **blwch/blychau dyddiad geni** **[a llofnod]* ar y datganiad pleidleisio drwy'r post hwn.
** Local Returning Officer to indicate where the elector has been granted a waiver and that a signature is not required*
**Swyddog Canlyniadau Lleol nodi lle mae'r etholwr wedi cael hepgoriad ac nad oes angen llofnod.*
- Vote for **only one candidate** by putting a cross in the box next to your choice.
- Pleidleiswch ar gyfer **un ymgeisydd yn unig** drwy roi croes yn y blwch wrth ymyl eich dewis.
- Do not mark the ballot paper in any other way or your vote may not count.
- Peidiwch a marcio'r papur pleidleisio mewn unrhyw ffordd arall neu efallai na chaiff eich pleidlais ei chyfrif.
- We must get your postal vote by **10pm on [day] [date of poll]**.
- Mae'n rhaid i ni dderbyn eich pleidlais bost erbyn **10pm ar [diwrnod] [dyddiad pleidleisio]**.
- If you miss the post, you can hand in your postal vote and/or the postal vote of others at the council office during office hours to a person authorised to receive postal votes or at any polling station in the **voting area** before **10pm on [day] [date of poll]**.
- Os byddwch yn colli'r post, gallwch gyflwyno eich pleidlais bost eich hun a/neu pleidlais bost pobl eraill yn swyddfa'r cyngor yn ystod oriau swyddfa i berson sydd wedi'i awdurdodi i dderbyn pleidleisiau post neu mewn unrhyw orsaf bleidleisio yn yr **ardal bleidleisio** cyn **10pm ar [diwrnod] [dyddiad pleidleisio]**.
- You will be provided with a form which you must complete for the postal vote(s) you are handing in to be accepted.
- Cewch ffurflen y bydd yn rhaid i chi ei chwblhau er mwyn i'r pleidlais bost (pleidleisiau post) rydych yn ei chyflwyno (eu cyflwyno) gael ei (eu) derbyn.
- You can hand in your own postal vote and postal votes for up to 5 other voters.
- Gallwch gyflwyno eich pleidlais bost eich hun a phleidleisiau post hyd at bum pleidleisiwr arall.
- If you are a political campaigner - you can only hand in your own postal vote plus the votes of up to 5 family members or people for whom you provide regular care.
- Os ydych yn ymgyrchydd gwleidyddol - dim ond eich pleidlais bost eich hun a phleidleisiau hyd at bum aelod o'ch teulu neu bum unigolyn rydych yn darparu gofal rheolaidd iddynt, y gallwch eu cyflwyno.
- Do not put your postal vote in the letter box of the council office as it will be rejected.
- Peidiwch â rhoi eich pleidlais bost ym mlwch llythyrau swyddfa'r cyngor gan y bydd yn cael ei gwrthod.
- If you would rather vote in person, or ask someone else to vote on your behalf (if you are not already an appointed proxy), you must cancel your postal vote before 5pm on [day/date of deadline]. If you decide to cancel and vote in person, you will need to bring a form of accepted photographic identification. If a person is voting on your behalf as proxy they need to bring their own identification.
- Os byddai'n well gennych bleidleisio'n bersonol, neu ofyn i rywun arall bleidleisio ar eich rhan (os nad ydych yn ddirprwy penodedig eisoes), bydd yn rhaid i chi ganslo eich pleidlais bost cyn 5pm ar [diwrnod/dyddiad cau]. Os byddwch yn penderfynu canslo a phleidleisio'n bersonol, bydd angen i chi ddod â phrawf adnabod ffotograffig a dderbynnir gyda chi. Os bydd rhywun yn pleidleisio ar eich rhan fel dirprwy, bydd angen iddo ddod â'i brawf adnabod ei hun gydag ef.
- After we receive your postal voting statement and ballot paper, you cannot vote in person at a polling station in this election
- Ar ôl i ni dderbyn eich datganiad pleidleisio drwy'r post a'ch papur pleidleisio, ni allwch bleidleisio'n bersonol mewn gorsaf bleidleisio yn yr etholiad hwn



Getting help / Cael help

- If you need help to vote, you can ask someone you know or get independent help by calling the helpline on *[insert helpline number]*. The person helping you must not tell anyone how you voted.
- Os bydd angen help amoch i bleidleisio, gallwch ofyn i rywun rydych yn ei adnabod neu gael help gan berson annibynnol drwy ffonio'r llinell gymorth ar *[nodwch rif y llinell gymorth]*. Ni ddylai'r person sy'n eich helpu ddweud wrth unrhyw un sut rydych wedi pleidleisio.
- Please call the helpline if you require copies of this form or guidance in Braille or languages other than English.
- Ffoniwch y llinell gymorth os bydd angen copïau o'r ffurflen hon neu ganllawiau amoch mewn Braille neu mewn ieithoedd ar wahân i Saesneg.
- If you make a mistake, or lose your postal ballot paper or this statement, you can get a replacement. Call us immediately as we can **only issue a replacement before 5pm on [day] [date] [month]**.
If you apply after **5pm on [day before poll]** we can only issue a replacement if you return this ballot pack by hand.
- Os byddwch yn gwneud camgymeriad, neu'n colli eich papur pleidleisio drwy'r post neu'r datganiad hwn, gallwch gael un newydd. Ffoniwch ni ar unwaith gan mai **dim ond cyn 5pm ar [diwrnod] [dyddiad] [mis] y gallwn roi un newydd**.
Os byddwch yn gwneud cais ar ôl **5pm ar [diwrnod cyn y digwyddiad pleidleisio]**, dim ond os byddwch yn dychwelyd y pecyn pleidleisio hwn yn bersonol y gallwn roi un newydd i chi.

Electoral fraud is a crime. It is an offence to vote more than once in this election unless you are voting on your own behalf and as a proxy for another person.

Mae twyll etholiadol yn drosedd. Mae'n drosedd pleidleisio fwy nag unwaith yn yr etholiad hwn oni bai eich bod yn pleidleisio drosoch chi eich hun ac fel dirprwy i rywun arall.

Whether you vote in person or via post, it is an offence for someone to try to find out who you are voting for whilst you are putting your mark on your ballot paper, or to then reveal that information.

P'un a fyddwch yn pleidleisio'n bersonol neu drwy'r post, mae'n drosedd i unrhyw un geisio canfod dros bwy rydych yn pleidleisio tra byddwch yn rhoi eich marc ar eich papur pleidleisio neu ddatgelu'r wybodaeth honno wedyn.

The Local Returning Officer issued this statement. / Y Swyddog Canlyniadau Lleol gyhoeddodd y datganiad hwn.

Local Returning Officer to add pictorial guidance as appropriate. / Y Swyddog Canlyniadau Lleol i ychwanegu canllawiau darluniadol fel y bo'n briodol.

Status: This is the original version (as it was originally made). This item of legislation is currently only available in its original format.

Form 4: Postal voting statement where polls are combined but proceedings on issue and receipt of postal ballots are not combined

Front of form

Status: This is the original version (as it was originally made). This item of legislation is currently only available in its original format.

<p>Postal voting statement Datganiad pleidleisio drwy'r post</p>	<p>[Space for barcode] [Lle ar gyfer cod bar]</p>
<p>Election of the Police and Crime Commissioner for [insert name of police area] police area Etholiad Comisiynydd yr Heddlu a Throseddu ar gyfer ardal heddlu [nodwch enw ardal yr heddlu]</p>	
<p>Date of election [day] [date] [month] [year] Dyddiad yr etholiad [diwrnod] [dyddiad] [mis] [blwyddyn]</p>	
<p>Important – you must fill in and return this postal voting statement with your completed ballot paper for it to be counted. Pwysig – mae'n rhaid i chi lenwi'r datganiad pleidleisio drwy'r post hwn a'i ddychwelyd gyda'ch papur pleidleisio wedi ei gwblhau er mwyn iddo gael ei gyfrif.</p> <p>Please read the instructions carefully and use a black pen. Darllenwch y cyfarwyddiadau'n ofalus a defnyddiwch ben du.</p> <p>* Name _____ Ballot paper number _____ * Enw _____ Rhif y papur pleidleisio _____</p> <p>* Local Returning Officer to insert name but omit where sent to an anonymous elector * Y Swyddog Canlyniadau Lleol i nodi'r enw ond ei hepgor os cafodd ei anfon at etholwr diennw</p> <p>(!) Check that the number on the back of your ballot paper matches the number shown above. If these do not match, call us immediately on (insert helpline number). (!) Dylech gadarnhau bod y rhif ar gefn y papur pleidleisio yn cyfateb i'r rhif a ddangosir uchod. Os nad yw'r rhifau hyn yn cyfateb, ffoniwch ni ar unwaith ar (nodwch rif y llinell gymorth).</p>	
<p>I am the person the ballot paper numbered above was sent to. Fi yw'r person yr anfonwyd y papur pleidleisio â'r rhif uchod ato.</p> <p>My Date of Birth is: <input type="text"/> <input type="text"/> <input type="text"/> <input type="text"/> <input type="text"/> <input type="text"/> <input type="text"/> <input type="text"/> Fy Nyddiad Geni yw: Day / Diwrnod Month / Mis Year / Blwyddyn</p> <p>* My Signature is: (You must sign inside the box) Fy Llofnod yw: (Mae'n rhaid i chi lofnodi o fewn y blwch)</p> <p>* Local Returning Officer to indicate where the elector has been granted a waiver and that a signature is not required * Dylai'r Swyddog Canlyniadau Lleol nodi lle mae'r etholwr wedi cael hepgoriad ac nad oes angen llofnod.</p>	
<p>We will check this information against our records for security. Byddwn yn gwirio'r wybodaeth hon yn erbyn ein cofnodion am resymau diogelwch.</p> <p>It is an offence to vote using a ballot paper that was not sent for your use or interfere with another voter's ballot paper. It is an offence to vote more than once (unless you are appointed as a proxy) at the same election. Mae'n drosedd defnyddio papur pleidleisio rhywun arall i bleidleisio neu ymyrryd â phapur pleidleisio pleidleisiwr arall. Mae'n drosedd pleidleisio fwy nag unwaith yn yr un etholiad (oni chewch eich penodi'n ddirprwy).</p> <p>Local Returning Officer to add pictorial guidance as appropriate. Y Swyddog Canlyniadau Lleol i ychwanegu canllawiau darluniadol fel y bo'n briodol.</p>	

Rear of form

Status: This is the original version (as it was originally made). This item of legislation is currently only available in its original format.

Instructions for voting by post **Cyfarwyddiadau ar gyfer pleidleisio drwy'r post**

Please read through carefully. If you need help, please call us on *[insert helpline number]*

- Darlennwch y cyfarwyddiadau'n ofalus. Os bydd angen cymorth amoch, ffoniwch ni ar *[nodwch rif y llinell gymorth]***
1. For your vote to be counted, you must fill in and return this postal voting statement with your ballot paper for the election of the Police and Crime Commissioner for *[insert name of police area]*
 1. Er mwyn i'ch pleidlais gael ei chyfrif, bydd yn rhaid i chi llenwi'r datganiad pleidleisio drwy'r post hwn a'i ddychwelyd gyda'ch papur pleidleisio ar gyfer etholiad Comisiynydd yr Heddlu a Throseddau *[nodwch enw ardal yr heddlu]*.
 2. Make sure you have filled in the date of birth *[and signature]* box[es] on this postal voting statement.
 2. Gwnewch yn siŵr eich bod wedi llenwi'r blwch/blychau dyddiad geni *[a llofnod]* ar y datganiad pleidleisio drwy'r post hwn.
**Local Returning Officer to indicate where the elector has been granted a waiver and that a signature is not required*
**Dylai'r Swyddog Canlyniadau Lleol nodi lle mae'r etholwr wedi cael hepgoriad ac nad oes angen llofnod.*
- Election of the Police and Crime Commissioner for *[insert name of police area]* police area *[insert colour]* ballot paper.**
Ethol Comisiynydd yr Heddlu a Throseddau ar gyfer ardal heddlu *[nodwch enw ardal yr heddlu]* (papur pleidleisio *[nodwch y lliw]*).
3. Vote for **only one candidate** by putting a cross in the box next to your choice.
 3. Pleidleiswch ar gyfer **un ymgeisydd yn unig** drwy roi croes yn y blwch wrth ymyl eich dewis.
 4. We must get your postal vote by 10pm on *[day]* *[date of poll]*.
 4. Mae'n rhaid i ni dderbyn eich pleidlais bost erbyn **10pm ar *[diwrnod]* *[dyddiad pleidleisio]***.
 5. If you miss the post, you can hand in your postal vote and/or the postal vote of others at the council office during office hours to a person authorised to receive postal votes or at any polling station in the **voting area before 10pm on *[day]* *[date of poll]***.
 5. Os byddwch yn colli'r post, gallwch gyflwyno eich pleidlais bost eich hun a/heu pleidleisiau post pobl eraill yn swyddfa'r cyngor yn ystod oriau swyddfa i berson sydd wedi'i awdurdodi i dderbyn pleidleisiau post neu mewn unrhyw orsaf bleidleisio yn ardal _____ cyn **10pm ar *[diwrnod]* *[dyddiad pleidleisio]***.
 6. You will be provided with a form which you must complete for the postal vote(s) you are handing in to be accepted.
 6. Cewch ffurflen y bydd yn rhaid i chi ei chwblhau er mwyn i'r pleidlais bost (pleidleisiau post) rydych yn ei chyflwyno (eu cyflwyno) gael ei (eu) derbyn.
 7. You can hand in your own postal vote and postal votes for up to 5 other voters.
 7. Gallwch gyflwyno eich pleidlais bost eich hun a phleidleisiau post hyd at bum pleidleisiwr arall.
 8. If you are a political campaigner - you can only hand in your own postal vote plus the votes of up to 5 family members or people for whom you provide regular care.
 8. Os ydych yn ymgyrchydd gwleidyddol - dim ond eich pleidlais bost eich hun a phleidleisiau hyd at bum aelod o'ch teulu neu bum unigolyn rydych yn darparu gofal rheolaidd iddynt, y gallwch eu cyflwyno.
 9. Do not put your postal vote in the letter box of the council office as it will be rejected.
 9. Peidwch â rhoi eich pleidlais bost ym mlwch llythyrau swyddfa'r cyngor gan y bydd yn cael ei gwrthod.
 10. If you would rather vote in person, or ask someone else to vote on your behalf (if you are not already an appointed proxy), you must cancel your postal vote before 5pm on *[day/date of deadline]*. If you decide to cancel and vote in person, you will need to bring a form of accepted photographic identification. If a person is voting on your behalf as proxy they need to bring their own identification.
 10. Os byddan well gennych bleidleisio'n bersonol, neu ofyn i rywun arall bleidleisio ar eich rhan (os nad ydych yn ddirprwy penodedig eisoes), bydd yn rhaid i chi ganslo eich pleidlais bost cyn 5pm ar *[diwrnod/dyddiad cau]*. Os byddwch yn penderfynu canslo a phleidleisio'n bersonol, bydd angen i chi ddod â phrawf adnabod ffotograffig a dderbynnir gyda chi. Os bydd rhywun yn pleidleisio ar eich rhan fel dirprwy, bydd angen iddo ddod â'i brawf adnabod ei hun gydag ef.
 11. After we receive your postal voting statement and ballot paper, you cannot vote in person at a polling station in this election
 11. Ar ôl i ni dderbyn eich datganiad pleidleisio drwy'r post a'ch papur pleidleisio, ni allwch bleidleisio'n bersonol mewn gorsaf bleidleisio yn yr etholiad hwn.

Getting help / Cael help

- If you need help to vote, you can ask someone you know or get independent help by calling the helpline on *[insert helpline number]*. The person helping you must not tell anyone how you voted.
- Os bydd angen help amoch i bleidleisio, gallwch ofyn i rywun rydych yn ei adnabod neu gael help gan berson annibynnol drwy ffonio'r llinell gymorth ar *[nodwch rif y llinell gymorth]*. Ni ddylai'r person sy'n eich helpu ddweud wrth unrhyw un sut rydych wedi pleidleisio.
- Please call the helpline if you require copies of this form or guidance in Braille or languages other than English.
- Ffoniwch y llinell gymorth os bydd angen copïau o'r ffurflen hon neu ganllawiau amoch mewn Braille neu mewn ieithoedd ar wahân i Saesneg.
- If you make a mistake, or lose your postal ballot paper or this statement, you can get a replacement. Call us immediately as we can only issue a replacement before 5pm on *[day]* *[date]* *[month]*.
If you apply after 5pm on *[day before poll]* we can only issue a replacement if you return this ballot pack by hand.
- Os byddwch yn gwneud camgymeriad, neu'n colli eich papur pleidleisio drwy'r post neu'r datganiad hwn, gallwch gael un newydd. Ffoniwch ni ar unwaith gan mai dim ond cyn 5pm ar *[diwrnod]* *[dyddiad]* *[mis]* y gallwn roi un newydd.
Os byddwch yn gwneud cais ar ôl 5pm ar *[diwrnod cyn y digwyddiad pleidleisio]*, dim ond os byddwch yn dychwelyd y pecyn pleidleisio hwn yn bersonol y gallwn roi un newydd i chi.

Electoral fraud is a crime. It is an offence to vote more than once in this election unless you are voting on your own behalf and as a proxy for another person.

Mae twyll etholiadol yn drosedd. Mae'n drosedd pleidleisio fwy nag unwaith yn yr etholiad hwn oni bai eich bod yn pleidleisio drosoch chi eich hun ac fel dirprwy i rywun arall.

Whether you vote in person or via post, it is an offence for someone to try to find out who you are voting for whilst you are putting your mark on your ballot paper, or to then reveal that information.

P'un a fyddwch yn pleidleisio'n bersonol neu drwy'r post, mae'n drosedd i unrhyw un geisio canfod dros bwy rydych yn pleidleisio tra byddwch yn rhoi eich marc ar eich papur pleidleisio neu ddatgelu'r wybodaeth honno wedyn.

The Local Returning Officer issued this statement. / Y Swyddog Canlyniadau Lleol gyhoeddodd y datganiad hwn.
 Local Returning Officer to add pictorial guidance as appropriate. / Y Swyddog Canlyniadau Lleol i ychwanegu canllawiau darluniadol fel y bo'n briodol.

Form 5: Statement of the number of postal ballot papers issued

First page

Status: This is the original version (as it was originally made). This item of legislation is currently only available in its original format.

Statement of the number of postal ballot papers issued Datganiad o nifer y papurau pleidleisio drwy'r post a anfonwyd	
Election of the Police and Crime Commissioner for [insert name of police area] police area	
Etholiad Comisiynydd yr Heddlu a Throseddu ar gyfer ardal heddlu [nodwch enw ardal yr heddlu]	
Voting area Ardal bleidleisio	
Date of poll Dyddiad pleidleisio	
A Issue of postal ballot papers A Anfon papurau pleidleisio drwy'r post	Number Nifer
1. Total number of postal ballot papers issued under paragraph 35 of Schedule 2 1. Cyfanswm nifer y papurau pleidleisio drwy'r post a anfonwyd o dan baragraff 35 o Atodlen 2	
2. Total number of postal ballot papers issued under paragraphs 41 (spoilt and returned for cancellation), paragraph 42 (lost or not received) and paragraph 42A (cancelled due to change of address) of Schedule 2 2. Cyfanswm nifer y papurau pleidleisio drwy'r post a anfonwyd o dan baragraff 41 (a ddifethwyd ac a ddychwelwyd i'w canslo), paragraff 42 (a gollwyd neu nas derbyniwyd) a paragraff 42A (a ganslwyd oherwydd bod y cyfeiriad wedi newid) o Atodlen 2	
3. Total number of postal ballot papers cancelled under paragraph 54 (where the first ballot paper was cancelled and retrieved) of Schedule 2 3. Cyfanswm nifer y papurau pleidleisio drwy'r post a ganslwyd o dan baragraff 54 (lle y cafodd y papur pleidleisio cyntaf ei ganslo a'i adalw) o Atodlen 2	
4. Total number of postal ballot papers issued (items 1 to 3) 4. Cyfanswm nifer y papurau pleidleisio drwy'r post a anfonwyd (eitemau 1 i 3)	
5. Total number of postal ballot papers cancelled under paragraph 42A 5. Cyfanswm nifer y papurau pleidleisio drwy'r post a ganslwyd o dan baragraff 42A	
B(1) Receipt of and replacement postal ballot papers B(1) Derbyn ac amnewid papurau pleidleisio drwy'r post	Number Nifer
6. Number of covering envelopes received by the local returning officer or at a polling station before the close of poll (excluding any dealt with in the manner provided for by paragraph 41, 42 or 54 of Schedule 2 or rejected under paragraph 43B, 43D, 46B or 46D of Schedule 2) 6. Nifer y prif amlenni a dderbyniwyd gan y swyddog canlyniadau lleol neu mewn gorsaf bleidleisio cyn diwedd y cyfnod pleidleisio (heb gynnwys unrhyw rai yr ymdriniwyd â nhw yn y modd y darparwyd ar ei gyfer gan baragraff 41, 42 neu 54 o Atodlen 2, neu a wrthodwyd o dan baragraff 43B, 43D, 46B neu 46D o Atodlen 2)	
7. Number of covering envelopes received by the local returning officer after the close of poll, excluding any returned as undelivered 7. Nifer y prif amlenni a dderbyniwyd gan y swyddog canlyniadau lleol ar ôl diwedd y cyfnod pleidleisio, ac eithrio unrhyw rai a ddychwelwyd fel papurau nas dosbarthwyd	
8. Number of postal ballot papers returned spoilt for cancellation in time for another ballot paper to be issued	

Status: This is the original version (as it was originally made). This item of legislation is currently only available in its original format.

Second page

Status: This is the original version (as it was originally made). This item of legislation is currently only available in its original format.

8. Nifer y papurau pleidleisio drwy'r post a ddychwelwyd wedi'u difetha i'w canslo mewn pryd i allu anfon papur pleidleisio arall	
9. Number of postal ballot papers identified as lost or not received in time for another ballot paper to be issued 9. Nifer y papurau pleidleisio drwy'r post y nodwyd eu bod wedi'u colli neu heb eu derbyn mewn pryd i allu anfon papur pleidleisio arall	
10. Number of postal ballot papers cancelled and retrieved in time for another ballot paper to be issued 10. Nifer y papurau pleidleisio drwy'r post a ganslwyd ac a adalwyd mewn pryd i allu anfon papur pleidleisio arall	
11. Number of postal ballot papers returned as spoilt too late for another ballot paper to be issued 11. Nifer y papurau pleidleisio drwy'r post a ddychwelwyd wedi'u difetha yn rhy hwyr i allu anfon papur pleidleisio arall	
<i>In items 12-18 record the number of postal ballot papers handed in at a polling station or to the Returning Officer before the close of poll that were rejected because of the following reasons:</i> <i>(A) The form accompanying the postal ballot papers handed in was not fully completed (under paragraph 43B(1)(a) or paragraph 46B(1)(a))</i> <i>(B) the number of postal ballot papers handed in exceeded the permitted number (under paragraph 43B(1)(b)&(c) or paragraph 46B(1)(b)&(c))</i> <i>(C) the postal ballot papers were handed in by a political campaigner not permitted to handle the postal ballot papers (under paragraph 43B(3) or paragraph 46B(3))</i> <i>In item 19 record the number of postal ballot papers that were rejected because they were left behind with no form attached (under paragraph 43D or paragraph 46D)</i> <i>Yn Eitemau 12-18, cofnodwch nifer y papurau pleidleisio drwy'r post a gyflwynwyd mewn gorsaf bleidleisio neu i'r Swyddog Canlyniadau cyn diwedd y cyfnod pleidleisio a wrthodwyd am y rhesymau canlynol:</i> <i>(A) Nid oedd y ffurflen a gyflwynwyd gyda'r papurau pleidleisio drwy'r post wedi'i chwblhau'n llawn (o dan baragraff 43B(1)(a) neu baragraff 46B(1)(a))</i> <i>(B) roedd nifer y papurau pleidleisio drwy'r post a gyflwynwyd yn fwy na'r nifer a ganiateir (o dan baragraff 43B(1)(b)ac(c) neu baragraff 46B(1)(b)ac(c))</i> <i>(C) cyflwynwyd y papurau pleidleisio'r post gan ymgyrchydd gwleidyddol nad oedd yn cael trafod y papurau pleidleisio drwy'r post (o dan baragraff 43B(3) neu baragraff 46B(3))</i> <i>Yn eitem 19, cofnodwch nifer y papurau pleidleisio drwy'r post a wrthodwyd am iddynt gael eu gadael ar ôl heb unrhyw ffurflen ynghlwm wrthynt (o dan baragraff 43D neu baragraff 46D)</i>	
12. Number of postal ballot papers rejected for reason (A) 12. Nifer y papurau pleidleisio drwy'r post a wrthodwyd am reswm (A)	
13. Number of postal ballot papers rejected for reason (B) 13. Nifer y papurau pleidleisio drwy'r post a wrthodwyd am reswm (B)	
14. Number of postal ballot papers rejected for reason (C) 14. Nifer y papurau pleidleisio drwy'r post a wrthodwyd am reswm (C)	
15. Number of postal ballot papers rejected for reason (A) AND (B) 15. Nifer y papurau pleidleisio drwy'r post a wrthodwyd am reswm (A) A (B)	
16. Number of postal ballot papers rejected for reason (A) and (C) 16. Nifer y papurau pleidleisio drwy'r post a wrthodwyd am reswm (A) AC (C)	

Status: This is the original version (as it was originally made). This item of legislation is currently only available in its original format.

Third page

17. Number of postal ballot papers rejected for reason (B) and (C) 17. Nifer y papurau pleidleisio drwy'r post a wrthodwyd am reswm (B) AC (C)	
18. Number of postal ballot papers rejected for reason (A), (B) AND (C) 18. Nifer y papurau pleidleisio drwy'r post a wrthodwyd am reswm (A), (B) AC (C)	
19. Number of postal ballot papers received at a polling station or by the Returning Officer before the close of poll rejected as the postal ballot papers were left behind with no form attached (under paragraph 43D or paragraph 46D) 19. Nifer y papurau pleidleisio drwy'r post a gafwyd mewn gorsaf bleidleisio neu gan y Swyddog Canlyniadau cyn diwedd y cyfnod pleidleisio a wrthodwyd am i'r papurau pleidleisio drwy'r post gael eu gadael ar ôl heb unrhyw ffurflen ynghlwm wrthynt (o dan baragraff 43D neu baragraff 46D)	
20. Number of covering envelopes returned as undelivered (up to the 10 th day after the date of the poll) 20. Nifer y prif amlenni a ddychwelwyd fel amlenni nas dosbarthwyd (hyd at y 10 ^{fed} diwrnod ar ôl y dyddiad pleidleisio)	
21. Number of covering envelopes not received by the local returning officer (by the 10 th day after the date of the poll) 21. Nifer y prif amlenni nas derbyniwyd gan y swyddog canlyniadau lleol (erbyn y 10 ^{fed} diwrnod ar ôl y dyddiad pleidleisio)	
22. Total of numbers for items 6 to 21 (This should be the same as that in item 4) 22. Cyfanswm y niferoedd ar gyfer eitemau 6 i 21 (dylai hwn fod yr un peth â'r cyfanswm yn eitem 4)	
23. Number of postal ballot papers replaced as lost or not received but not received for cancellation 23. Nifer y papurau pleidleisio drwy'r post yr anfonwyd papurau newydd yn eu lle am eu bod wedi'u colli neu heb eu dosbarthu ond nas derbyniwyd i'w canslo	
B(2) Receipt of postal ballot papers – Personal Identifiers B(2) Derbyn papurau pleidleisio drwy'r post – Manylion Adnabod Personol	Number Nifer
24. Number of covering envelopes set aside for the verification of personal identifiers on postal voting statements 24. Nifer y prif amlenni a roddwyd o'r neilltu er mwyn dilysu'r manylion adnabod personol ar ddatganiadau pleidleisio drwy'r post	
25. Number of postal voting statements subject to verification procedure rejected as not completed (excluding prior cancellations) 25. Nifer y datganiadau pleidleisio drwy'r post a fu'n destun gweithdrefn ddilysu ac a wrthodwyd fel datganiadau nas cwblhawyd (ac eithrio'r rhai a ganslwyd ymlaen llaw) (heblaw am y rhai a ddilëwyd o flaen llaw)	

Final page

Status: This is the original version (as it was originally made). This item of legislation is currently only available in its original format.

<p>26. Number of postal voting statements rejected following verification procedures due to the personal identifiers on the postal voting statements not matching those in the personal identifiers record (excluding prior cancellations)</p> <p>26. Nifer y datganiadau pleidleisio drwy'r post a wrthodwyd yn dilyn gweithdrefnau dilysu am nad oedd y manylion adnabod personol ar y datganiadau pleidleisio drwy'r post yn cyfateb i'r rhai yn y cofnod o fanylion adnabod personol (ac eithrio'r rhai a ganslwyd ymlaen llaw)</p>	
<p>C Count of postal ballot papers C Cyfrif papurau pleidleisio drwy'r post</p>	<p>Number Nifer</p>
<p>27. Number of ballot papers returned by postal voters which were included in the count of ballot papers</p> <p>27. Nifer y papurau pleidleisio drwy'r post a ddychwelwyd gan bleidleiswyr post a gafodd eu cynnwys yn y broses o gyfrif papurau pleidleisio</p>	
<p>28. Number of cases in which a covering envelope or its contents were marked "Rejected" (cancellations under paragraph 41, 42, 42A or 54 of Schedule 2 are not rejections and should be included in items 2, 3, 5, 8, 9 and 10, and postal ballot papers rejected under paragraph 43B, 43D, 46B or 46D of Schedule 2 should be recorded in items 12 to 19)</p> <p>28. Nifer yr achosion lle y rhoddwyd y gair "Gwrthodwyd" ar brif amlen neu ar ei chynnwys (nid yw pleidleisiau a ganslwyd o dan baragraff 41, 42, 42A na 54 o Atodlen 2 yn cyfrif fel rhai a wrthodwyd a dylid eu cynnwys yn eitemau 2, 3, 5, 8, 9 a 10, a dylid cofnodi papurau pleidleisio drwy'r post a wrthodwyd o dan baragraff 43B, 43D, 46B neu 46D o Atodlen 2 yn eitemau 12 i 19)</p>	

<p>Date Dyddiad</p>	<p>Signed Llofnodwyd</p>
<p>Local Returning Officer Swyddog Canlyniadau Lleol</p>	
<p>Address Cyfeiriad</p>	
<p>A completed statement must be provided by the Local Returning Officer to the Secretary of State and the Electoral Commission during the period of 6 days which starts 10 days after the poll. Mae'n rhaid i ddatganiad wedi ei gwblhau gael ei ddarparu gan y Swyddog Canlyniadau Lleol i'r Ysgrifennydd Gwladol a'r Comisiwn Etholiadol yn ystod y cyfnod o 6 diwrnod sy'n dechrau 10 diwrnod ar ôl yr etholiad.</p>	

Status: This is the original version (as it was originally made). This item of legislation is currently only available in its original format.

Front of card

<p>Postal poll card Cerdyn pleidleisio drwy'r post</p>
<p>Election of the Police and Crime Commissioner for <i>[insert name of police area]</i> police area Etholiad Comisiynydd yr Heddlu a Throseddu ar gyfer ardal heddlu <i>[nodwch enw ardal yr heddlu]</i></p>
<p>Date of election <i>[day] [date] [month] [year]</i> Dyddiad yr etholiad <i>[diwrnod] [dyddiad] [mis] [blwyddyn]</i></p>
<p>Voting information / Gwybodaeth am bleidleisio</p>
<p>We will send your postal vote around <i>[day] [date] [month] [year]</i> <i>*[addressed to:]</i> Byddwn yn anfon eich pleidlais bost atoch tua <i>[diwrnod] [dyddiad] [mis] [blwyddyn]</i> <i>*[wedi'i chyfeirio at:]</i></p>
<p><i>*[Elector's name and address]</i> <i>*[Enw a chyfeiriad yr etholwr]</i> <i>*Local Returning Officer to omit where poll card sent to an anonymous elector.</i> <i>*Y Swyddog Canlyniadau Lleol i'w hepgor os anfonwyd cerdyn pleidleisio at etholwr dienw.</i></p>

Please turn over
Trowch drosodd

Rear of card

<p>Your details / Eich manylion:</p> <p><i>* [Elector's name and qualifying address details here]</i></p> <p><i>* [Enw'r etholwr a manylion y cyfeiriad cymhwysu yma]</i></p> <p><i>* Local Returning Officer to omit in both places where poll card sent to an anonymouselector. Poll card to an anonymous elector must be delivered in a sealed envelope</i></p> <p><i>* Y Swyddog Canlyniadau Lleol i'w hepgor yn y ddau le os anfonwyd cerdyn pleidleisio at etholwr dienw. Mae'n rhaid i gerdyn pleidleisio ar gyfer etholwr dienw gael ei ddosbarthu mewn amlen wedi'i selio</i></p> <p>Electoral register number / Rhif cofrestru etholiadol:</p>
--

Your postal vote / Eich pleidlais bost

- You will receive a postal vote for this election because you asked to vote by post.
- Byddwch yn cael pleidlais bost ar gyfer yr etholiad hwn am eich bod wedi gofyn am gael pleidleisio drwy'r post.
- You will not be able to vote in a polling station.
- Ni fyddwch yn gallu pleidleisio mewn gorsaf bleidleisio.
- **If you have not received your postal vote by *[day] [date] [month]* call *[insert helpline number]*. Os na fyddwch wedi cael eich pleidlais bost erbyn *[diwrnod] [dyddiad] [mis]*, ffoniwch *[nodwch rif y llinell gymorth]*.**

Status: This is the original version (as it was originally made). This item of legislation is currently only available in its original format.

How to vote / Sut i bleidleisio

1. When you receive your postal vote, read the instructions carefully.
1. Pan fyddwch yn cael eich pleidlais bost, darllenwch y cyfarwyddiadau yn ofalus.
2. Your postal vote includes your ballot paper and a postal voting statement.
2. Bydd eich pleidlais bost yn cynnwys eich papur pleidleisio a datganiad pleidleisio drwy'r post.
3. Complete both of these and return them immediately.
3. Cwblhewch y ddau at dychwelyd ar unwaith.
4. We need to receive your postal vote by 10pm on [day/date of poll].
4. Bydd angen i ni dderbyn eich pleidlais bost erbyn 10pm ar [diwrnod/dyddiad pleidleisio].

If you miss the post, you can hand in your postal vote and/or the postal vote of others at the council office during office hours to a person authorised to receive postal votes, or at any polling station in the voting area before 10pm on [day/date of poll].

Os byddwch yn colli'r post, gallwch gyflwyno eich pleidlais bost eich hun a/neu pleidlais bost pobl eraill yn swyddfa'r cyngor yn ystod oriau swyddfa i berson sydd wedi'i awdurdodi i dderbyn pleidleisiau post neu mewn unrhyw orsaf bleidleisio yn yr ardal bleidleisio cyn 10pm ar [diwrnod] [dyddiad pleidleisio].

If you need information in another format, please call our helpline below.
Os bydd angen gwybodaeth amoch mewn fformat arall, ffoniwch ein llinell gymorth isod.

If you need help to vote, you can ask someone you know or get independent help by calling our helpline:
Os bydd angen help amoch i bleidleisio, gallwch ofyn i rywun rydych yn ei adnabod neu gael help gan berson annibynnol drwy ffonio ein llinell gymorth:

[Insert helpline and other details including website]
[Nodwch fanylion y llinell gymorth a manylion eraill gan gynnwys y wefan]

The Local Returning Officer issued this card.
Y Swyddog Canlyniadau Lleol ddosbarthodd y cerdyn hwn.

If undelivered return to / Os na challf ei ddosbarthu, dychwelwch i
[Insert return address] / [Nodwch gyfeiriad dychwelyd]

If you lose your postal vote or make a mistake
Os byddwch yn colli eich pleidlais bost neu'n gwneud camgymeriad

- Please phone the helpline immediately.
- Ffoniwch y llinell gymorth ar unwaith.
- We can only issue a replacement postal vote before 5pm on [day/date of deadline].
- Dim ond cyn 5pm ar [diwrnod/dyddiad cau] y gallwn roi pleidlais bost newydd.

If you would rather vote in person, or ask someone else to vote on your behalf, you must cancel your postal vote before 5pm on [day/date of deadline]. If you decide to cancel and vote in person, you will need to bring a form of accepted photographic identification. If a person is voting on your behalf as proxy they need to bring their own identification.

Os byddaf'n well gynnwch bleidleisio'n bersonol, neu ofyn i rywun arall bleidleisio ar eich rhan, bydd yn rhaid i chi ganslo eich pleidlais bost cyn 5pm ar [diwrnod/dyddiad cau]. Os byddwch yn penderfynu canslo a phleidleisio'n bersonol, bydd angen i chi ddod â phrawf adnabod ffotograffig a dderbynnir gyda chi. Os bydd rhywun yn pleidleisio ar eich rhan fel dirprwy, bydd angen iddo ddod â'i brawf adnabod ei hun gydag ef.

It is an offence to / Mae'n drosedd gwneud y canlynol:

- vote using a ballot paper that was not sent for your use or interfere with another voter's ballot paper
- pleidleisio gan ddefnyddio papur pleidleisio rhywun arall neu ymryrd â phapur pleidleisio pleidleisiwr arall
- vote more than once at this election, unless you are voting on your own behalf and as a proxy for another person
- pleidleisio fwy nag unwaith yn yr etholiad hwn, oni bai eich bod yn pleidleisio drosoch chi eich hun ac fel dirprwy ar ran rhywun arall
- vote as a proxy on behalf of more than four electors, of which no more than two may be on behalf of other domestic electors (a domestic elector is one who is not a service elector).
- i bleidleisio fel dirprwy ar ran mwy na phedwar etholwr, na all mwy na dau ohonynt fod ar ran etholwyr domestig eraill (etholwr domestig yw un nad yw'n etholwr dramor nad yn etholwr sy'n gwasanaethu yn y lluoedd arfog)
- vote as a proxy for someone if you know that by law they are not allowed to vote
- pleidleisio fel dirprwy i rywun os ydych yn gwybod na chaniateir iddo bleidleisio yn ôl y gyfraith

Whether you vote in person or via post, it is an offence for someone to try to find out who you are voting for whilst you are putting your mark on your ballot paper, or to then reveal that information.
P'un a fyddwch yn pleidleisio'n bersonol neu drwy'r post, mae'n drosedd i unrhyw un geisio canfod dros bwy rydych yn pleidleisio tra byddwch yn rhoi eich marc ar eich papur pleidleisio neu ddatgelu'r wybodaeth honno wedyn.

Form 14: Official proxy postal poll card

Front of card

Status: This is the original version (as it was originally made). This item of legislation is currently only available in its original format.

<p>Proxy postal poll card Cerdyn pleidleisio dirprwy drwy'r post</p>
<p>Election of the Police and Crime Commissioner for <i>[insert name of police area]</i> police area Etholiad Comisiynydd yr Heddlu a Throseddu ar gyfer ardal heddlu <i>[nodwch enw ardal yr heddlu]</i></p>
<p>Date of election <i>[day] [date] [month] [year]</i> Dyddiad yr etholiad <i>[diwrnod] [dyddiad] [mis] [blwyddyn]</i></p>
<p>Voting information / Gwybodaeth am bleidleisio</p> <p>We will send your postal vote around <i>[day] [date] [month] [year]</i> *<i>[addressed to:]</i> Byddwn yn anfon eich pleidlais bost tua <i>[diwrnod] [dyddiad] [mis] [blwyddyn]</i> *<i>[wedi'i chyfeirio at:]</i></p> <p><small>* <i>[Proxy's name and qualifying address details here]</i> * <i>[Enw'r dirprwy a manylion y cyfeiriad cymhwyso yma]</i> * Local Returning Officer to omit where poll card sent to the proxy of an anonymous elector. Poll card to proxy of an anonymous elector must be delivered in a sealed envelope. * Y Swyddog Canlyniadau Lleol i'w hepgor os anfonwyd cerdyn pleidleisio at ddirprwy etholwr diennw. Mae'n rhaid i gerdyn pleidleisio ar gyfer dirprwy etholwr diennw gael ei ddsbarthu mewn amlen wedi'i selio.</small></p>

Please turn over/Trowch drosodd

Rear of card

Voting as a proxy / Pleidleisio fel dirprwy

- ** *[The person named on the back of this card] [Another person] has appointed you as a proxy to vote on their behalf at this election.*
- ** *[Mae'r person a enwir ar gefn y cerdyn hwn] [Mae person arall] wedi eich penodi'n ddirprwy i bleidleisio ar ei ran yn yr etholiad hwn.*
- ** *If sent to the proxy of an anonymous elector omit the words in the first set of brackets, if not omit the words in the second set of brackets.*
- ** *Os y'i hanfonir at ddirprwy etholwr diennw, dylid hepgor y geiriau yn y set gyntaf o gromfachau. Fel arall, dylid hepgor y geiriau yn yr ail set o gromfachau.*

Your postal vote / Eich pleidlais bost

- You will receive a postal vote for this election because you asked to vote by post.
- Byddwch yn cael pleidlais bost ar gyfer yr etholiad hwn am eich bod wedi gofyn am gael pleidleisio drwy'r post.
- You will not be able to vote as a proxy in a polling station.
- Ni fyddwch yn gallu pleidleisio fel dirprwy mewn gorsaf bleidleisio.
- If you have not received your postal vote by *[day] [date] [month]* call *[insert helpline number]*.
- Os na fyddwch wedi cael eich pleidlais bost erbyn *[diwrnod] [dyddiad] [mis]*, ffoniwch *[nodwch rif y llinell gymorth]*.

Whether you vote in person or via post, it is an offence for someone to try to find out who you are voting for whilst you are putting your mark on your ballot paper, or to then reveal that information.

P'un a fyddwch yn pleidleisio'n bersonol neu drwy'r post, mae'n drosedd i unrhyw un geisio canfod dros bwy rydych yn pleidleisio tra byddwch yn rhoi eich marc ar eich papur pleidleisio neu ddatgelu'r wybodaeth honno wedyn.

Status: This is the original version (as it was originally made). This item of legislation is currently only available in its original format.

<p>How to vote / Sut i bleidleisio</p> <ol style="list-style-type: none"> When you receive your postal vote, read the instructions carefully. Pan fyddwch yn cael eich pleidlais bost, darllenwch y cyfarwyddiadau yn ofalus. Your postal vote includes your ballot paper and a postal voting statement. Bydd eich pleidlais bost yn cynnwys eich papur pleidleisio a datganiad pleidleisio drwy'r post. Complete both of these and return them immediately. Cwblhewch y ddau at dychwelyd ar unwaith. We need to receive your postal vote by 10pm on [day/date of poll]. Bydd angen i ni dderbyn eich pleidlais bost erbyn 10pm ar [diwrnod/dyddiad pleidleisio]. <p>If you miss the post, you can hand in your postal vote and/or the postal vote of others at the council office during office hours to a person authorised to receive postal votes, or at any polling station in the voting area before 10pm on [day/date of poll].</p> <p>Os byddwch yn colli'r post, gallwch gyflwyno eich pleidlais bost eich hun a/neu pleidlais bost pobl eraill yn swyddfa'r cyngor yn ystod oriau swyddfa i berson sydd wedi'i awdurdodi i dderbyn pleidleisiau post neu mewn unrhyw orsaf bleidleisio yn yr ardal bleidleisio cyn 10pm ar [diwrnod] [dyddiad pleidleisio].</p>	<p>If you lose your postal vote or make a mistake Os byddwch yn colli eich pleidlais bost neu'n gwneud camgymeriad</p> <ul style="list-style-type: none"> Please phone the helpline immediately. Ffoniwch y llinell gymorth ar unwaith. We can only issue a replacement postal vote before 5pm on [day/date of deadline]. Dim ond cyn 5pm ar [diwrnod/dyddiad cau] y gallwn roi pleidlais bost newydd. <p>If you would rather vote in person, or ask someone else to vote on your behalf, you must cancel your postal vote before 5pm on [day/date of deadline]. If you decide to cancel and vote in person, you will need to bring a form of accepted photographic identification. If a person is voting on your behalf as proxy they need to bring their own identification.</p> <p>Os byddafn well gennych bleidleisio'n bersonol, neu ofyn i rywun arall bleidleisio ar eich rhan, bydd yn rhaid i chi ganslo eich pleidlais bost cyn 5pm ar [diwrnod/dyddiad cau]. Os byddwch yn penderfynu canslo a phleidleisio'n bersonol, bydd angen i chi ddod â phrawf adnabod ffotograffig a dderbynnir gyda chi. Os bydd rhywun yn pleidleisio ar eich rhan fel dirprwy, bydd angen iddo ddod â'i brawf adnabod ei hun gydag ef.</p>
<p>If you need information in another format, please call our helpline below. Os bydd angen gwybodaeth amoch mewn fformat arall, ffoniwch ein llinell gymorth isod.</p> <p>If you need help to vote, you can ask someone you know or get independent help by calling our helpline: Os bydd angen help amoch i bleidleisio, gallwch ofyn i rywun rydych yn ei adnabod neu gael help gan berson annibynnol drwy ffonio ein llinell gymorth:</p> <p>[Insert helpline and other details including website] [Nodwch fanylion y llinell gymorth a manylion eraill gan gynnwys y wefan]</p> <p>The Local Returning Officer issued this card. Y Swyddog Canlyniadau Lleol ddsbarthodd y cerdyn hwn.</p> <p>If undelivered return to / Os na challf ei ddosbarthu, dychwelyd i [Insert return address] / [Nodwch gyfeiriad dychwelyd]</p>	<p>It is an offence to / Mae'n drosedd gwneud y canlynol:</p> <ul style="list-style-type: none"> vote using a ballot paper that was not sent for your use or interfere with another voter's ballot paper pleidleisio gan ddefnyddio papur pleidleisio rhywun arall neu ymryrd â phapur pleidleisio pleidleisiwr arall vote more than once at this election, unless you are voting on your own behalf and as a proxy for another person pleidleisio fwy nag unwaith yn yr etholiad hwn, oni bai eich bod yn pleidleisio drosoch chi eich hun ac fel dirprwy ar ran rhywun arall vote as a proxy on behalf of more than four electors, of which no more than two may be on behalf of other domestic electors (a domestic elector is one who is not a service elector). i bleidleisio fel dirprwy ar ran mwy na phedwar etholwr, na all mwy na dau ohonynt fod ar ran etholwyr domestig eraill (etholwr domestig yw un nad yw'n etholwr dramor nac yn etholwr sy'n gwasanaethu yn y lloedd arfog) vote as a proxy for someone if you know that by law they are not allowed to vote pleidleisio fel dirprwy i rywun os ydych yn gwybod na chaniateir iddo bleidleisio yn ôl y gyfraith <p>Whether you vote in person or via post, it is an offence for someone to try to find out who you are voting for whilst you are putting your mark on your ballot paper, or to then reveal that information. P'un a fyddwch yn pleidleisio'n bersonol neu drwy'r post, mae'n drosedd i unrhyw un geisio canfod dros bwy rydych yn pleidleisio tra byddwch yn rhoi eich marc ar eich papur pleidleisio neu ddatgelu'r wybodaeth honno wedyn.</p>

EXPLANATORY NOTE

(This note is not part of the Regulations)

These Regulations make amendments to subordinate legislation in consequence of provisions contained in the Elections Act 2022 (c. 37) (“the Act”). The amendments made by these Regulations complement provisions in the Act relating to the handling of postal voting documents by political campaigners (section 4); handing in postal voting documents (section 5); the requirements relating to secrecy (section 7); and the simple majority system to be used in elections for certain offices (section 13).

The provisions relating to the handing in of postal voting documents set out new procedures which will apply to the handing in of postal voting documents at polling stations and to the returning officer for UK Parliamentary elections and various other polls in England. The amendments relating

Status: This is the original version (as it was originally made). This item of legislation is currently only available in its original format.

to the handling of postal voting documents by political campaigners and requirements relating to secrecy ensure provisions consistent with those contained in the Act apply across relevant electoral subordinate legislation. Additionally, these Regulations update prescribed forms for use at elections, referendums and recall petitions as a consequence of these new provisions.

Regulations 2 and 3 amend the Representation of the People (England and Wales) Regulations 2001 (S.I. 2001/341) and the Representation of the People (Scotland) Regulations 2001 (S.I. 2001/497), respectively, to set out new provisions relating to procedures for the handing in of postal voting documents at polling stations and to the returning officer for UK Parliamentary elections and certain local government elections in England.

Regulation 4 makes a small amendment to the Representation of the People (Combination of Polls) (England and Wales) Regulations 2004 (S.I. 2004/294) in consequence of the amendments made by section 13 of the Act to the system of election for the Mayor of London.

Regulations 5 and 11 amend the Local Authorities (Mayoral Elections) (England and Wales) Regulations 2007 (S.I. 2007/1024) and the Combined Authorities (Mayoral Elections) Order 2017 (S.I. 2017/67), respectively, to apply consequential amendments relating to the new procedures for the handing in of postal voting documents at polling stations and to the returning officer in England, specifically in relation to certain mayoral elections.

Regulations 6, 7 and 9 amend the Local Authorities (Conduct of Referendums) (England) Regulations 2012 (S.I. 2012/323), the Local Authorities (Conduct of Referendums) (Council Tax Increases) (England) Regulations 2012 (S.I. 2012/444), and the Neighbourhood Planning (Referendums) Regulations 2012 (S.I. 2012/2031), respectively. Regulations 6, 7 and 9 make consequential amendments to those statutory instruments in relation to the new procedures for the handing in of postal voting documents at polling stations and to the counting officer in England, specifically in relation to local referendums. The amendments made by those regulations also ensure that new restrictions relating to the handling of postal voting documents by political campaigners provided for by the Act will apply in relation to the handling of postal voting documents at local referendums in England. Finally, the amendments also ensure that new requirements relating to secrecy for postal and proxy votes provided for by the Act will apply to postal and proxy voting at local referendums in England.

Regulation 8 amends the Police and Crime Commissioner Elections Order 2012 (S.I. 2012/1917) to set out the new provisions which will apply at police and crime commissioner elections in England and Wales relating to: the handling of postal voting documents by political campaigners; handing in postal voting documents at polling stations and to the returning officer; and requirements for secrecy. Regulation 12 updates Welsh and English versions of prescribed forms in Schedule 3 to the Police and Crime Commissioner Elections (Welsh Forms) Order 2021 (S.I. 2021/291) equivalent to the form updates made by regulation 8 to the 2012 Order.

Regulation 10 amends the Recall of MPs Act 2015 (Recall Petition) Regulations 2016 (S.I. 2016/295) to set out the new provisions which will apply to recall petitions for the recall of MPs in relation to: the handling of postal petition documents by political campaigners; handing in postal petition documents; and requirements for secrecy.

A full impact assessment has not been produced for this instrument as no, or no significant, impact on the private, voluntary or public sector is foreseen.